

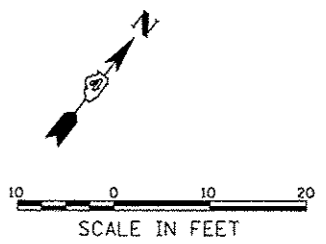
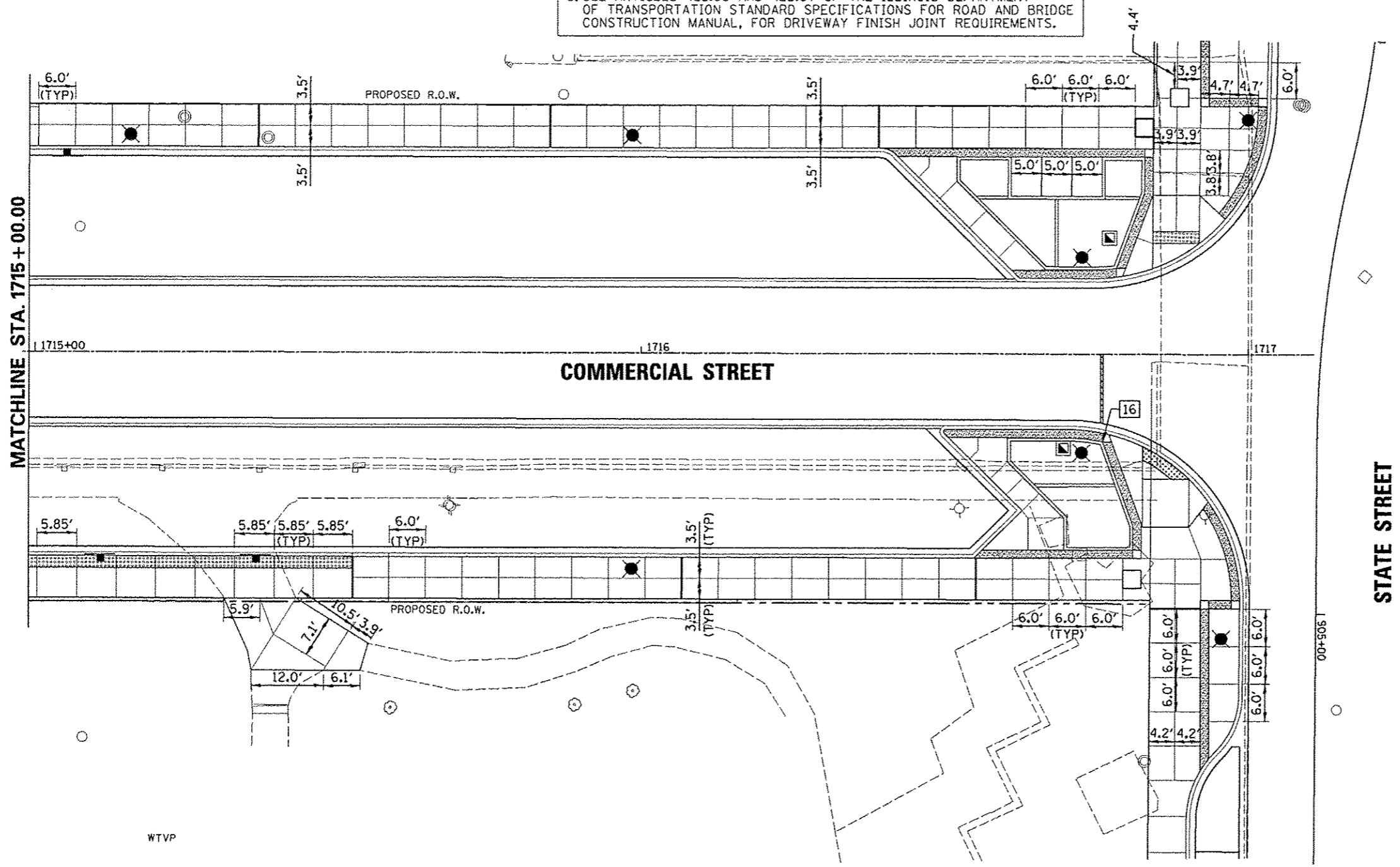


JOINTING LEGEND	
	TOOLED JOINT
	EXPANSION JOINT

- JOINTING NOTES:**
1. EXPANSION AND CONTRACTION JOINTS SHALL BE PROVIDED IN ACCORDANCE WITH THE STANDARD SPECIFICATIONS, SPECIAL PROVISIONS, AND PLAN DETAILS. JOINT LOCATIONS SHOWN ON THIS SHEET ARE SHOWN FOR INFORMATION AND TYPICAL LAYOUT PATTERN. EXACT FIELD CONDITIONS AND CONTRACTOR'S POURING SEQUENCE MAY REQUIRE SOME JOINT LOCATION FIELD ADJUSTMENT.
 2. CONTRACTOR SHALL VERIFY ALL FIELD ADJUSTMENTS WITH FIELD ENGINEER FOR APPROVAL PRIOR TO CONSTRUCTION.
 3. SEE SPECIAL PROVISION SECTION, POROUS PORTLAND CEMENT CONCRETE SIDEWALK 4 INCH, (SPECIAL) FOR FINISH AND EXPANSION JOINT REQUIREMENTS.
 4. SEE SPECIAL PROVISION SECTION, PORTLAND CEMENT CONCRETE SIDEWALK 4 INCH, SPECIAL, FOR FINISH AND EXPANSION JOINT REQUIREMENTS.
 5. SEE ARTICLES 423.06 AND 423.07 OF THE ILLINOIS DEPARTMENT OF TRANSPORTATION STANDARD SPECIFICATIONS FOR ROAD AND BRIDGE CONSTRUCTION MANUAL, FOR DRIVEWAY FINISH JOINT REQUIREMENTS.



FILE NAME =	USER NAME = monsk01398	DESIGNED - STH	REVISED -
or\pwise_work\do_no_t_delete\dm23427\04	3L0105-sh1-Indoop joint03L.dgn	DRAWN - STH	REVISED -
	PLOT SCALE = 20.0000' / 1" =	CHECKED - BAB	REVISED -
	PLOT DATE = 07/23/2012	DATE - 7/18/12	REVISED -

**STATE OF ILLINOIS
DEPARTMENT OF TRANSPORTATION**

**COMMERCIAL STREET
STREETSCAPE PAVEMENT JOINTING PLAN**

SCALE: 1"=10' SHEET NO. OF SHEETS STA. 1715+00.00 TO STA. 1717+11.00

F.A.U. RTE.	SECTION	COUNTY	TOTAL SHEETS	SHEET NO.
12	12-00356-01-PV	PEORIA	519	301
CONTRACT NO. 89626				
ILLINOIS FED. AID PROJECT TIC-509315B				

Farnsworth GROUP
7707 N. MONROVILLE AVE., SUITE 100
PEORIA, ILLINOIS 61614
(309) 699-0000 / (309) 699-4820 Fax
www.fsg.com