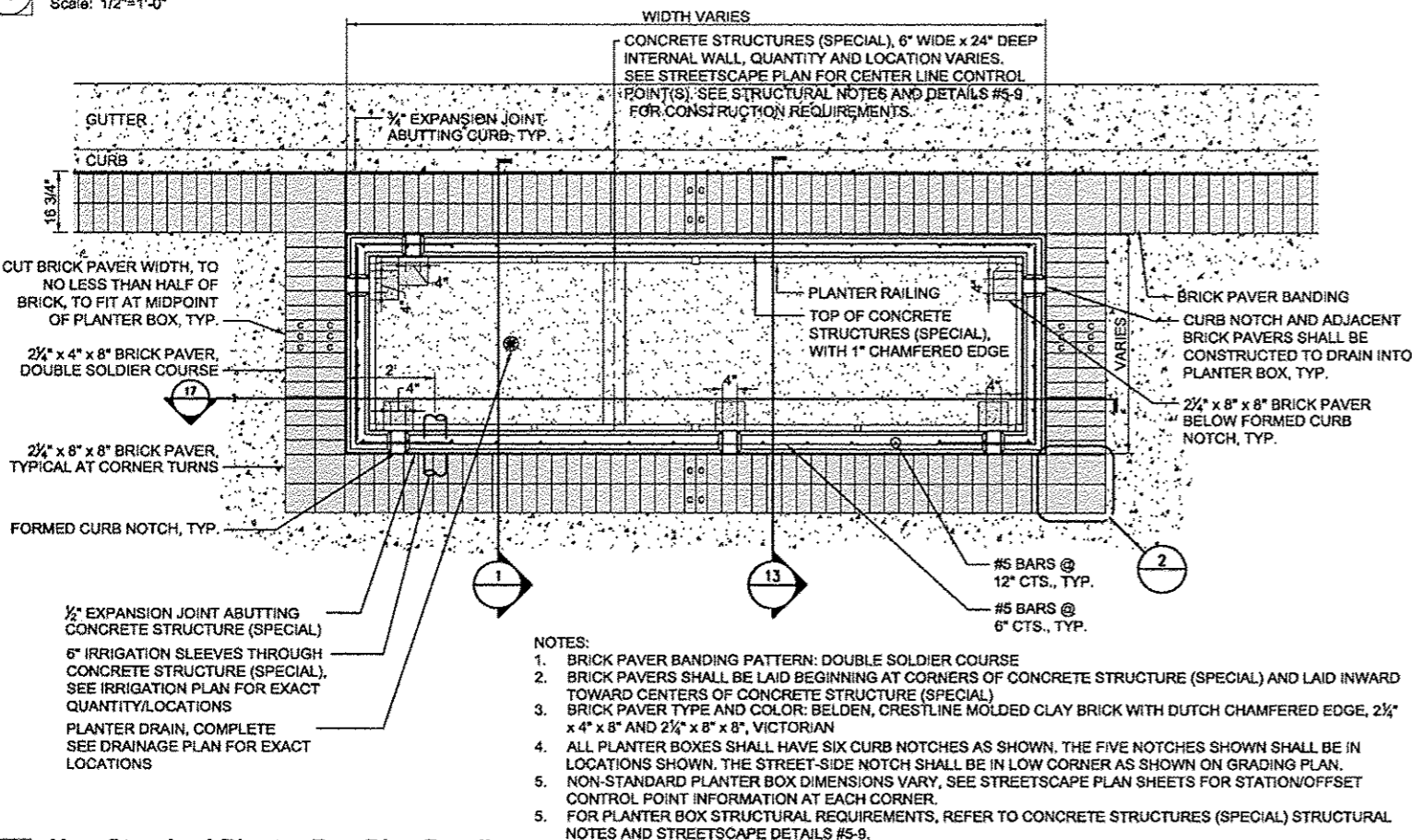


**4 Standard Planter Box Plan Detail**

Scale: 1/2"=1'-0"



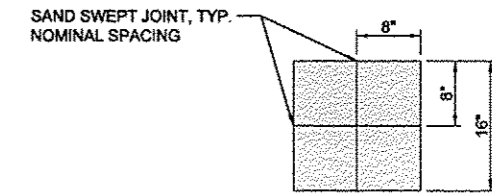
**3 Non-Standard Planter Box Plan Detail**

Scale: 1/2"=1'-0"

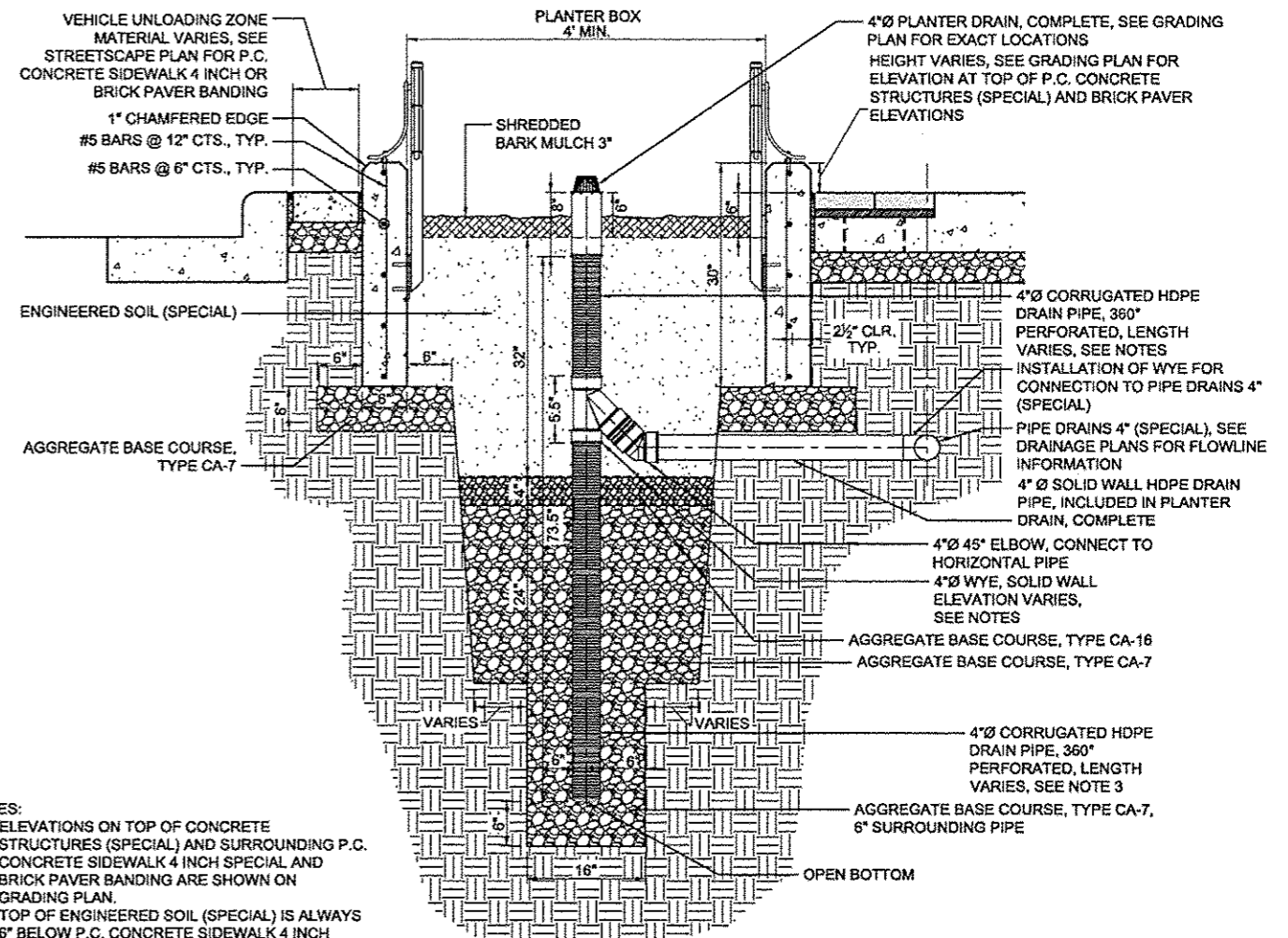
- NOTES:
1. BRICK PAVER BANDING PATTERN: DOUBLE SOLDIER COURSE
  2. BRICK PAVERS SHALL BE LAID BEGINNING AT CORNERS OF CONCRETE STRUCTURE (SPECIAL) AND LAID INWARD TOWARD CENTERS OF CONCRETE STRUCTURE (SPECIAL)
  3. BRICK PAVER TYPE AND COLOR: BELDEN, CRESTLINE MOLDED CLAY BRICK WITH DUTCH CHAMFERED EDGE, 2 1/2" x 4" x 8" AND 2 1/2" x 8" x 8", VICTORIAN
  4. ALL PLANTER BOXES SHALL HAVE SIX CURB NOTCHES AS SHOWN. THE FIVE NOTCHES SHOWN SHALL BE IN LOCATIONS SHOWN. THE STREET-SIDE NOTCH SHALL BE IN LOW CORNER AS SHOWN ON GRADING PLAN.
  5. FOR PLANTER BOX BOX STRUCTURAL REQUIREMENTS, REFER TO CONCRETE STRUCTURES (SPECIAL) STRUCTURAL NOTES AND STREETSCAPE DETAILS #5-9.

**2 Brick Pavers - Corner Detail**

Scale: Not To Scale



- NOTES:
1. BRICK TYPE AND COLOR: BELDEN CRESTLINE MOLDED CLAY BRICK, 2 1/2" x 8" x 8", VICTORIAN OR APPROVED EQUAL



- NOTES:
1. ELEVATIONS ON TOP OF CONCRETE STRUCTURES (SPECIAL) AND SURROUNDING P.C. CONCRETE SIDEWALK 4 INCH SPECIAL AND BRICK PAVER BANDING ARE SHOWN ON GRADING PLAN.
  2. TOP OF ENGINEERED SOIL (SPECIAL) IS ALWAYS 6" BELOW P.C. CONCRETE SIDEWALK 4 INCH SPECIAL GRADE ON SIDE OPPOSITE STREET.
  3. PLANTER DRAIN COMPLETE SHALL BE FIELD ASSEMBLED. STANDARD 68-INCH LENGTH OF HDPE DRAIN PIPE, 360° PERFORATED, SHALL BE CUT IN FIELD FOR INSTALLATION OF WYE AT ELEVATIONS GIVEN ON DRAINAGE PLAN.
- REFER TO SPECIAL PROVISIONS FOR COMPACTION OF AGGREGATE BASE COURSES.

**1 Planter Box - Planter Drain, Complete Detail**

Scale: 1"=1'-0"

|   |                                 |                |           |
|---|---------------------------------|----------------|-----------|
| FILE NAME *                             | USER NAME = mansk01398          | DESIGNED - ALW | REVISED - |
| al\pawse\work\do_not_delete\dms73427\04 | DL0155-shr-ds-ta-ik-indsp01.dgn | DRAWN - ALW    | REVISED - |
|   | PLT SCALE = 2.0000 / in.        | CHECKED - BAB  | REVISED - |
|   | PLT DATE = 07/23/2012           | DATE - 7/18/12 | REVISED - |

STATE OF ILLINOIS  
DEPARTMENT OF TRANSPORTATION

TIGER II - WAREHOUSE DISTRICT  
STREETSCAPE DETAILS

SCALE: N.T.S. SHEET NO. OF SHEETS STA. TO STA.

|                    |                |        |                                       |           |
|--------------------|----------------|--------|---------------------------------------|-----------|
| F.A.U. RTE.        | SECTION        | COUNTY | TOTAL SHEETS                          | SHEET NO. |
| 003                | 12-00356-01-PV | PEORIA | 519                                   | 277       |
| CONTRACT NO. 89626 |                |        | ILLINOIS FED. AID PROJECT TIG-5093150 |           |

Farnsworth GROUP  
7707 N. INDOXVILLE AVE., SUITE 100  
PEORIA, ILLINOIS 61614  
(309) 699-9999 / (309) 699-9920 Fax  
www.fsg.com