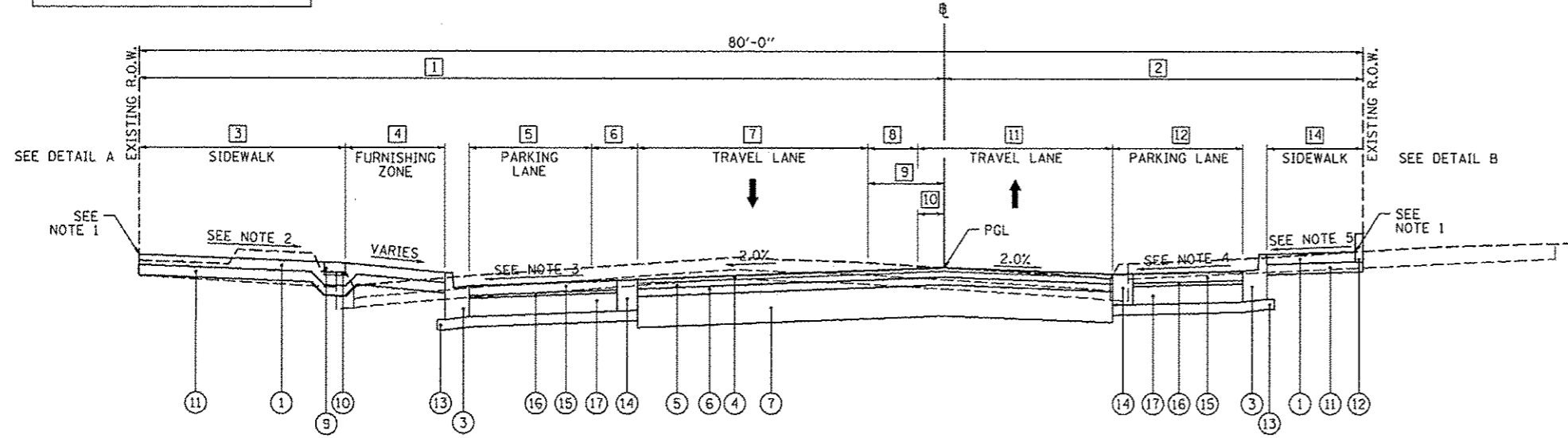


WASHINGTON STREET
INTERSECTION OMISSION
STA. 902+19.59 TO STA. 903+15.00



PROPOSED STATE STREET, TYPICAL #3
STA. 903+15.00 TO STA. 906+47.61

LEGEND

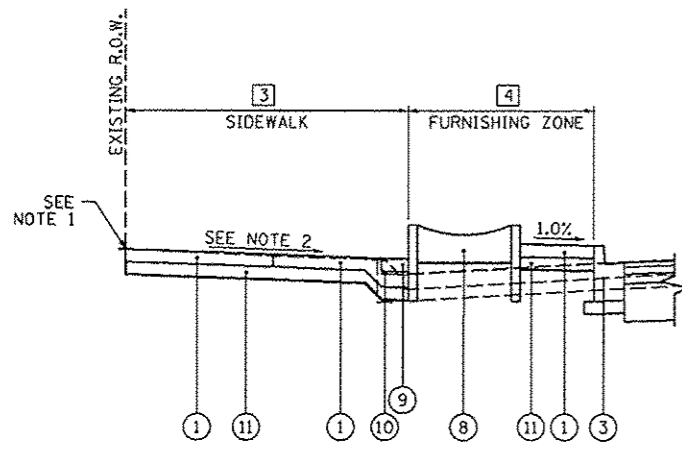
- 1 PROPOSED PORTLAND CEMENT CONCRETE SIDEWALK, 4"
- 2 PROPOSED TOPSOIL FURNISH AND PLACE, 4" AND SODDING
- 3 PROPOSED COMBINATION CONCRETE CURB AND GUTTER, TYPE B-6.12
- 4 PROPOSED POLYMERIZED HOT-MIX ASPHALT SURFACE COURSE, MIX "E", N50, 1 1/2" DEPTH
- 5 PROPOSED POLYMERIZED HOT-MIX ASPHALT BINDER COURSE, IL-19, N50, 2 1/4" DEPTH
- 6 PROPOSED HOT-MIX ASPHALT BINDER COURSE, IL-19, N50, 2 1/4" DEPTH
- 7 PROPOSED AGGREGATE BASE COURSE, TYPE A, 12"
- 8 PROPOSED PLANTER BOX
- 9 PROPOSED CONCRETE PAVERS
- 10 PROPOSED CONCRETE PAVER SAND BEDDING, 1"
- 11 PROPOSED SUBBASE GRANULAR MATERIAL, TYPE B, 4"
- 12 PROPOSED CONCRETE CURB, TYPE B
- 13 PROPOSED SUBBASE GRANULAR MATERIAL, TYPE A, 4"
- 14 PROPOSED GUTTER SPECIAL
- 15 PROPOSED CONCRETE PAVERS
- 16 PROPOSED ASPHALT SETTING BED, 3/4"
- 17 PROPOSED PORTLAND CEMENT CONCRETE PAVEMENT 7" (SPECIAL)

NOTES:

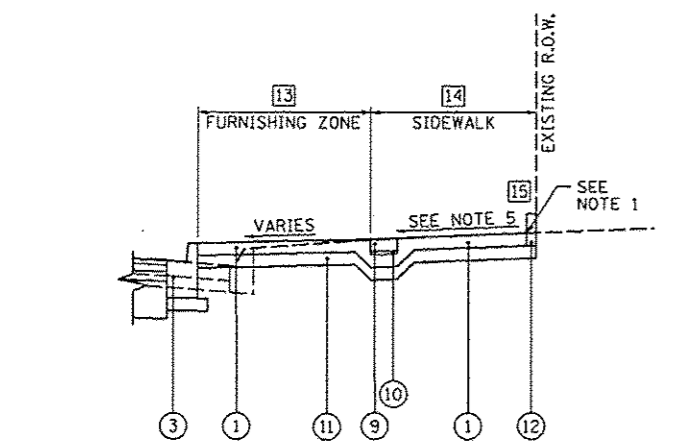
1. PROPOSED BACK OF SIDEWALK TO MATCH EXISTING ELEVATED R.O.W., EXCEPT:
STA. 905+71.00 TO STA. 905+97.00, LT
-TRANSITIONS FROM ELEV. 463.24 TO 462.93
STA. 903+15.00 TO STA. 903+23.87, RT
-TRANSITIONS FROM ELEV. 471.25 TO 470.45
STA. 903+23.87 TO STA. 903+42.20, RT
-TRANSITIONS FROM ELEV. 470.45 TO 469.86
STA. 903+42.20 TO STA. 903+71.38, RT
-TRANSITIONS FROM ELEV. 469.86 TO 467.96
STA. 903+99.50 TO STA. 904+05.00, RT
-TRANSITIONS FROM ELEV. 466.80 TO 467.05
STA. 904+05.00 TO STA. 904+22.67, RT
-TRANSITIONS FROM ELEV. 467.05 TO 466.37
STA. 906+00.00 TO STA. 906+15.00, RT
-TRANSITIONS FROM ELEV. 4763.56 TO 463.37
STA. 906+15.00 TO STA. 906+35.00, RT
-TRANSITIONS FROM ELEV. 463.37 TO 463.03
2. PROPOSED LEFT SIDEWALK SLOPE VARIES AS FOLLOWS:
STA. 903+15.00 TO STA. 903+55.00 - 1.0%
STA. 903+55.00 TO STA. 903+89.35 - 0.5%
STA. 903+89.35 TO STA. 903+99.00 - 0.5%
STA. 903+99.00 TO STA. 904+25.00 - 1.0%
-EXISTING COMMERCIAL ST. OMISSION
STA. 904+25.00 TO STA. 904+75.00 - -0.5%
STA. 904+75.00 TO STA. 905+00.00 - -2.0%
STA. 905+00.00 TO STA. 905+50.00 - -2.0%
STA. 905+50.00 TO STA. 905+75.00 - -2.0%
STA. 905+75.00 TO STA. 906+11.50 - -0.5%
3. PROPOSED LEFT PARKING LANE SLOPE VARIES AS FOLLOWS:
STA. 904+75.00 TO STA. 905+00.00 - 1.1%
STA. 905+00.00 TO STA. 905+25.00 - 0.93%
STA. 905+25.00 TO STA. 905+50.00 - 0.93%
STA. 905+50.00 TO STA. 905+65.84 - 1.6%
4. PROPOSED RIGHT PARKING LANE SLOPE VARIES AS FOLLOWS:
STA. 905+13.76 TO STA. 905+50.00 - 2.56%
STA. 905+50.00 TO STA. 905+75.00 - 2.0%
STA. 905+75.00 TO STA. 906+00.00 - 3.06%
STA. 906+00.00 TO STA. 906+27.88 - 4.0%
STA. 906+27.88 TO STA. 906+47.61 - 0.0%
5. PROPOSED RIGHT SIDEWALK SLOPE VARIES AS FOLLOWS:
STA. 903+15.00 TO STA. 904+40.00 - 0.5%
STA. 904+40.00 TO STA. 905+25.00 - 1.0%
STA. 905+25.00 TO STA. 905+50.00 - 1.0%
STA. 905+50.00 TO STA. 905+75.00 - 1.5%
STA. 905+75.00 TO STA. 906+11.50 - 2.0%

- 1 EXISTING R.O.W. TO B WIDTH - LEFT
STA. 903+15.00 TO STA. 903+77.53 - TRANSITIONS FROM 42'-4" TO 41'-11"
STA. 903+77.53 TO STA. 904+71.28 - TRANSITIONS FROM 41'-11" TO 52'-7"
STA. 904+71.28 TO STA. 906+06.69 - 52'-7"
STA. 906+06.69 TO STA. 906+47.61 - TRANSITIONS FROM 52'-7" TO 48'-5"
- 2 EXISTING R.O.W. TO B WIDTH - RIGHT
STA. 903+15.00 TO STA. 903+77.53 - TRANSITIONS FROM 37'-8" TO 38'-1"
STA. 903+77.53 TO STA. 904+71.28 - TRANSITIONS FROM 38'-1" TO 27'-5"
STA. 904+71.28 TO STA. 906+06.69 - 27'-5"
STA. 906+06.69 TO STA. 906+47.61 - TRANSITIONS FROM 27'-5" TO 31'-7"
- 3 SIDEWALK WIDTH - LEFT
STA. 903+20.27 TO STA. 903+34.11 - TRANSITIONS FROM 12'-4" TO 12'-3"
STA. 903+34.11 TO STA. 903+99.23 - TRANSITIONS FROM 12'-3" TO 17'-3"
STA. 903+99.23 TO STA. 904+25.47 - TRANSITIONS FROM 17'-3" TO 16'-10"
STA. 904+25.47 TO STA. 904+39.29 - TRANSITIONS FROM 16'-10" TO 16'-9"
STA. 904+39.29 TO STA. 904+40.33 - TRANSITIONS FROM 16'-9" TO 13'-6"
STA. 904+40.33 TO STA. 904+71.28 - TRANSITIONS FROM 13'-6" TO 13'-3"
STA. 904+71.28 TO STA. 904+90.79 - 13'-3"
STA. 904+90.79 TO STA. 904+91.29 - TRANSITIONS FROM 13'-3" TO 9'-0"
STA. 904+91.29 TO STA. 905+37.99 - TRANSITIONS FROM 9'-0" TO 8'-10"
STA. 905+37.99 TO STA. 905+41.88 - TRANSITIONS FROM 8'-10" TO 9'-4"
STA. 905+41.88 TO STA. 906+11.07 - TRANSITIONS FROM 9'-4" TO 13'-5"
STA. 906+11.07 TO STA. 906+47.61 - TRANSITIONS FROM 13'-5" TO 13'-11"
- 4 FURNISHING ZONE WIDTH - LEFT
STA. 903+15.00 TO STA. 903+34.11 - 11'-11"
STA. 903+34.11 TO STA. 903+46.31 - TRANSITIONS FROM 11'-11" TO 6'-11"
STA. 903+46.31 TO STA. 903+87.73 - TRANSITIONS FROM 6'-11" TO 9'-3"
STA. 903+87.73 TO STA. 903+99.23 - TRANSITIONS FROM 9'-3" TO 0'-0"
STA. 903+99.23 TO STA. 904+25.47 - 0'-0"
STA. 904+25.47 TO STA. 904+39.29 - TRANSITIONS FROM 0'-0" TO 16'-5"
STA. 904+39.29 TO STA. 904+40.33 - TRANSITIONS FROM 16'-5" TO 19'-11"
STA. 904+40.33 TO STA. 904+43.03 - TRANSITIONS FROM 19'-11" TO 20'-3"
STA. 904+43.03 TO STA. 904+73.60 - TRANSITIONS FROM 20'-3" TO 0'-0"
STA. 904+73.60 TO STA. 905+42.65 - 0'-0"
STA. 905+42.65 TO STA. 905+65.85 - TRANSITIONS FROM 0'-0" TO 21'-6"
STA. 905+65.85 TO STA. 905+82.63 - 21'-6"
STA. 905+82.63 TO STA. 906+11.07 - TRANSITIONS FROM 21'-6" TO 0'-0"
- 5 PARKING LANE WIDTH - LEFT
STA. 903+15.00 TO STA. 904+58.76 - 0'-0"
STA. 904+58.76 TO STA. 904+75.00 - TRANSITIONS FROM 0'-0" TO 18'-6"
STA. 904+75.00 TO STA. 905+42.67 - 18'-6"
STA. 905+42.67 TO STA. 905+65.84 - TRANSITIONS FROM 18'-6" TO 0'-0"
STA. 905+65.84 TO STA. 906+47.61 - 0'-0"
- 6 PARKING BUFFER WIDTH - LEFT
STA. 903+15.00 TO STA. 904+73.12 - 0'-0"
STA. 904+73.12 TO STA. 904+75.00 - TRANSITIONS FROM 0'-0" TO 3'-0"
STA. 904+75.00 TO STA. 905+62.01 - 3'-0"
STA. 905+62.01 TO STA. 905+65.84 - TRANSITIONS FROM 3'-0" TO 0'-0"
STA. 905+65.84 TO STA. 906+47.61 - 0'-0"
- 7 TRAVEL LANE WIDTH - LEFT
STA. 903+15.00 TO STA. 903+46.28 - 11'-0"
STA. 903+46.28 TO STA. 903+87.72 - TRANSITIONS FROM 11'-0" TO 14'-4"
STA. 903+87.72 TO STA. 904+06.18 - TRANSITIONS FROM 14'-4" TO 15'-11"
STA. 904+06.18 TO STA. 904+67.58 - TRANSITIONS FROM 15'-11" TO 12'-7"
STA. 904+67.58 TO STA. 905+27.51 - TRANSITIONS FROM 12'-7" TO 15'-2"
STA. 905+27.51 TO STA. 905+82.63 - TRANSITIONS FROM 15'-2" TO 16'-0"
STA. 905+82.63 TO STA. 906+47.61 - WATER STREET OMISSION

- 8 TURN LANE/MEDIAN WIDTH
STA. 903+15.00 TO STA. 903+46.28 - 11'-0"
STA. 903+46.28 TO STA. 904+08.63 - TRANSITIONS FROM 11'-0" TO 0'-0"
STA. 904+08.63 TO STA. 904+66.53 - 0'-0"
STA. 904+66.53 TO STA. 904+67.75 - TRANSITIONS FROM 0'-0" TO 2'-0"
STA. 904+67.75 TO STA. 905+27.51 - TRANSITIONS FROM 2'-0" TO 0'-0"
STA. 905+27.51 TO STA. 906+47.61 - 0'-0"
- 9 EDGE OF LEFT TRAVEL LANE TO B WIDTH (DIMS. FROM LT OF B UNLESS NOTED)
STA. 903+15.00 TO STA. 903+46.28 - 5'-6"
STA. 903+46.28 TO STA. 903+88.14 - TRANSITIONS FROM 5'-6" TO 0'-0"
STA. 903+88.14 TO STA. 904+06.62 - TRANSITIONS FROM 0'-0" TO 0'-8" RT OF B
STA. 904+06.62 TO STA. 904+21.00 - TRANSITIONS FROM 0'-8" TO 0'-0" RT OF B
STA. 904+21.00 TO STA. 904+67.57 - TRANSITIONS FROM 0'-0" TO 3'-10"
STA. 904+67.57 TO STA. 905+82.95 - TRANSITIONS FROM 3'-10" TO 0'-0"
STA. 905+82.95 TO STA. 906+50.00 - TRANSITIONS FROM 0'-0" TO 5'-5"
- 10 EDGE OF RIGHT TRAVEL LANE TO B WIDTH (DIMS. FROM LT OF B UNLESS NOTED)
STA. 903+15.00 TO STA. 903+46.28 - 5'-6" RT OF B
STA. 903+46.28 TO STA. 903+77.53 - TRANSITIONS FROM 5'-6" TO 6'-2" RT OF B
STA. 903+77.53 TO STA. 904+36.86 - TRANSITIONS FROM 6'-2" TO 0'-0" RT OF B
STA. 904+36.86 TO STA. 904+67.75 - TRANSITIONS FROM 0'-0" TO 1'-10"
STA. 904+67.75 TO STA. 905+82.95 - TRANSITIONS FROM 1'-10" TO 0'-0"
STA. 905+82.95 TO STA. 909+50.00 - TRANSITIONS FROM 0'-0" TO 5'-5"
- 11 TRAVEL LANE WIDTH - RIGHT
STA. 903+15.00 TO STA. 903+55.60 - TRANSITIONS FROM 12'-5" TO 11'-0"
STA. 903+55.60 TO STA. 904+18.55 - 11'-0"
STA. 904+18.55 TO STA. 904+97.86 - TRANSITIONS FROM 11'-0" TO 12'-5"
STA. 904+97.86 TO STA. 905+82.95 - TRANSITIONS FROM 12'-5" TO 11'-0"
STA. 905+82.95 TO STA. 906+50.00 - TRANSITIONS FROM 11'-0" TO 19'-0"
- 12 PARKING LANE WIDTH - RIGHT
STA. 903+15.00 TO STA. 905+13.76 - 0'-0"
STA. 905+13.76 TO STA. 905+34.69 - TRANSITIONS FROM 0'-0" TO 8'-6"
STA. 905+34.69 TO STA. 906+06.69 - 8'-6"
STA. 906+06.69 TO STA. 906+27.88 - TRANSITIONS FROM 8'-6" TO 0'-0"
STA. 906+27.88 TO STA. 906+47.61 - 0'-0"
- 13 FURNISHING ZONE WIDTH - RIGHT
STA. 903+15.00 TO STA. 903+55.60 - TRANSITIONS FROM 4'-9" TO 10'-11"
STA. 903+55.60 TO STA. 904+18.55 - TRANSITIONS FROM 10'-11" TO 9'-6"
STA. 904+18.55 TO STA. 904+40.06 - TRANSITIONS FROM 9'-6" TO 0'-0"
STA. 904+40.06 TO STA. 904+81.50 - 0'-0"
STA. 904+81.50 TO STA. 904+97.86 - TRANSITIONS FROM 0'-0" TO 5'-0"
STA. 904+97.86 TO STA. 905+13.76 - 5'-0"
STA. 905+13.76 TO STA. 905+24.34 - TRANSITIONS FROM 5'-0" TO 0'-0"
STA. 905+24.34 TO STA. 906+47.61 - 0'-0"
- 14 SIDEWALK WIDTH - RIGHT
STA. 903+20.27 TO STA. 904+40.06 - TRANSITIONS FROM 8'-0" TO 8'-7.6"
STA. 904+40.06 TO STA. 904+81.50 - TRANSITIONS FROM 8'-7.6" TO 14'-9"
STA. 904+81.50 TO STA. 904+99.18 - TRANSITIONS FROM 14'-9" TO 14'-9"
STA. 904+99.18 - TRANSITIONS FROM 14'-9" TO 9'-9"
STA. 904+99.18 TO STA. 905+24.34 - TRANSITIONS FROM 9'-9" TO 9'-11"
STA. 905+24.34 TO STA. 905+34.69 - TRANSITIONS FROM 9'-11" TO 6'-3"
STA. 905+34.69 TO STA. 906+06.69 - 6'-3"
STA. 906+06.69 TO STA. 906+11.73 - TRANSITIONS FROM 6'-3" TO 7'-0"
STA. 906+11.73 TO STA. 906+29.48 - 7'-0"
STA. 906+29.48 TO STA. 906+47.61 - 5'-2"
- 15 CONCRETE CURB LOCATIONS
STA. 904+00.00 TO STA. 904+22.67, RT
STA. 906+02.00 TO STA. 906+46.41, RT



DETAIL A
PROPOSED SECTION WITH PLANTER BOX



DETAIL B
PROPOSED SECTION WITHOUT PARKING LANE

FILE NAME * c:\pwise\work\do_not_delete\dwg\73328\04	USER NAME * mansk01390	DESIGNED - RMM/EMM	REVISED -
PLOT SCALE * 1/8"=1'-0"	PLOT DATE * 07/23/2012	CHECKED - EJH	REVISED -
		DATE - 7/18/12	REVISED -

STATE OF ILLINOIS
DEPARTMENT OF TRANSPORTATION

STATE STREET		F.A.U. R.T.E.	SECTION	COUNTY	TOTAL SHEETS	SHEET NO.
PROPOSED TYPICAL SECTIONS			12-00356-01-PV	PEORIA	519	22
SCALE: N/A	SHEET NO. OF SHEETS	STA.	TO STA.	CONTRACT NO. 89626		
				ILLINOIS FED. AID PROJECT TIG-50931561		

CMT
CRAWFORD, MURPHY & TILLY, INC.
CONSULTING ENGINEERS
License No. 184-000613

© Copyright CMT, Inc.