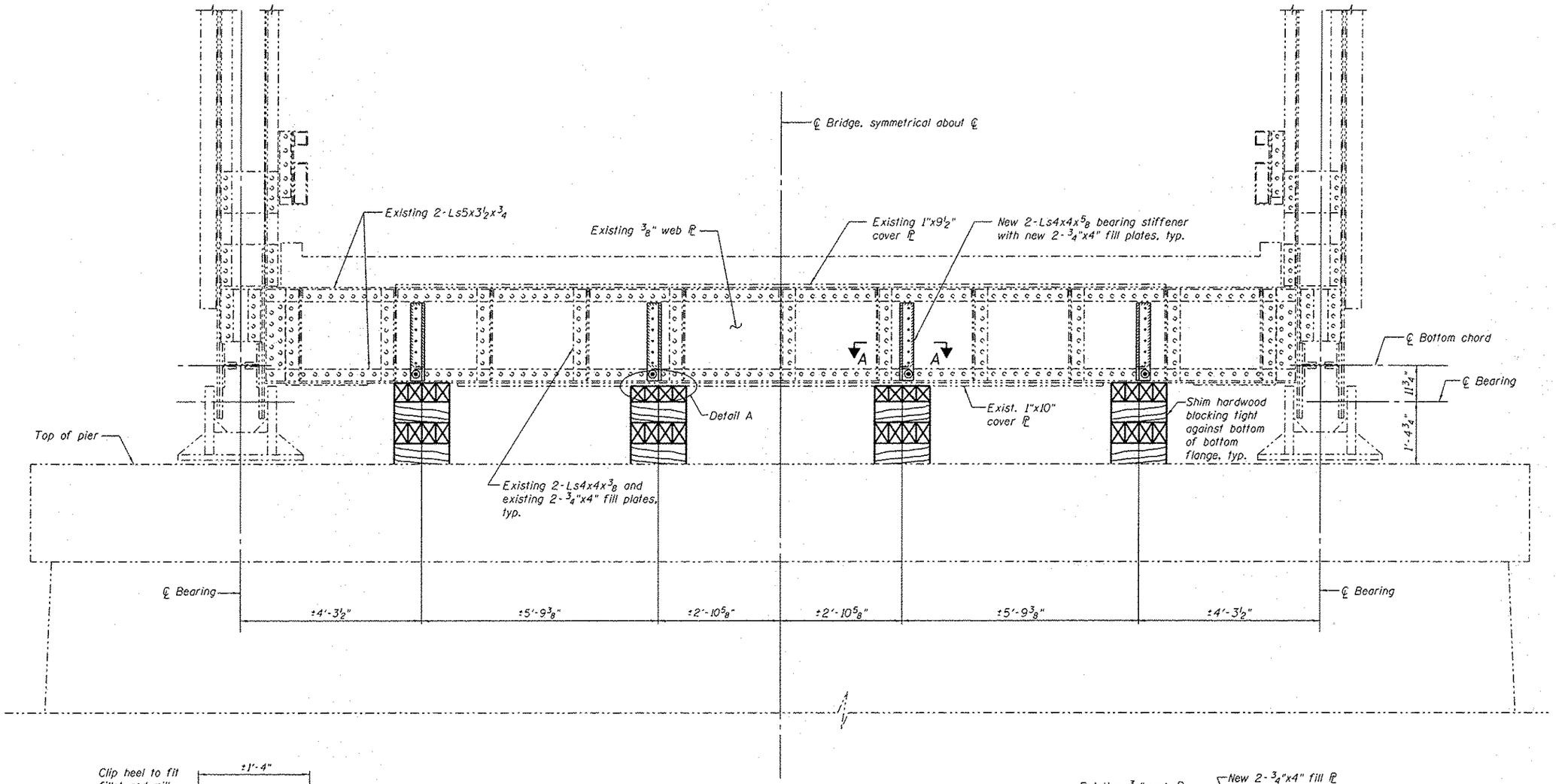

END FLOORBEAM ELEVATION

(Span 4 end floorbeam at pier no. 4 looking back station)
(Span 6 end floorbeam at pier no. 5 looking ahead station)

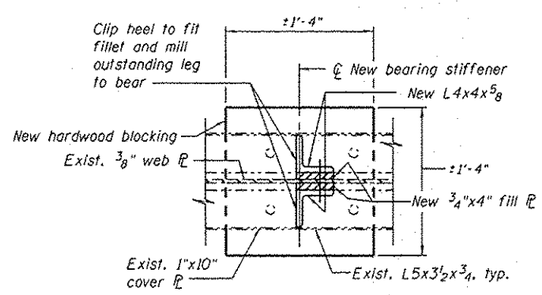

SECTION A-A

(Existing stiffening materials not shown for clarity)

BOLT LEGEND

- ○ Existing fastener to remain
- ⊙ New bolt in existing hole
- • New bolt in new hole
- ● New countersunk bolt on far side

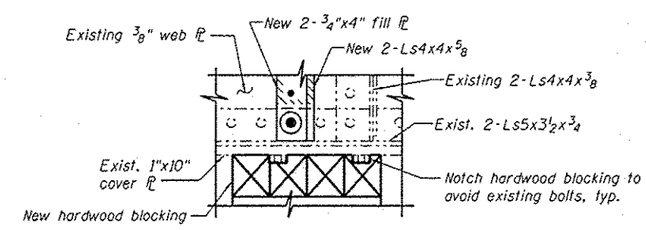

DETAIL A

Notes:
For general notes, see sheet no. 2 of 15.
For suggested construction procedure see sheet no. 2 of 15.

MODJESKI and MASTERS Experience great bridges.	USER NAME =	DESIGNED	TS	REVISED	STATE OF ILLINOIS DEPARTMENT OF TRANSPORTATION	END FLOORBEAM STRENGTHENING STRUCTURE NO. 086-0001	F.A.P. RTE.	SECTION	COUNTY	TOTAL SHEETS	SHEET NO.
		CHECKED	DBI	REVISED			757	(20) 1	PIKE/SCOTT	17	5
	PLOT SCALE =	DRAWN	DTP	REVISED		SHEET NO. 3 OF 15 SHEETS			CONTRACT NO. 72F75		
	PLOT DATE =	CHECKED	DBI	REVISED				ILLINOIS	FED. AID PROJECT		