

32

Letting November 8, 2024

Notice to Bidders, Specifications and Proposal



**Contract No. 64P06
WINNEBAGO County
Section 111BR
Route FAP 525
Project NHPP-9287(977)
District 2 Construction Funds**

Prepared by

F

Checked by

(Printed by authority of the State of Illinois)



**Illinois Department
of Transportation**

NOTICE TO BIDDERS

1. **TIME AND PLACE OF OPENING BIDS.** Electronic bids are to be submitted to the electronic bidding system (iCX-Integrated Contractors Exchange). All bids must be submitted to the iCX system prior to 12:00 p.m. November 8, 2024 at which time the bids will be publicly opened from the iCX SecureVault.
2. **DESCRIPTION OF WORK.** The proposed improvement is identified and advertised for bids in the Invitation for Bids as:

**Contract No. 64P06
WINNEBAGO County
Section 111BR
Project NHPP-9287(977)
Route FAP 525
District 2 Construction Funds**

Removal and replacement of SN 101-0100 carrying Springfield Ave over the North Fork of Kent Creek located 0.5 mile south of IL 70. 2,011'

3. **INSTRUCTIONS TO BIDDERS.** (a) This Notice, the invitation for bids, proposal and letter of award shall, together with all other documents in accordance with Article 101.09 of the Standard Specifications for Road and Bridge Construction, become part of the contract. Bidders are cautioned to read and examine carefully all documents, to make all required inspections, and to inquire or seek explanation of the same prior to submission of a bid.

(b) State law, and, if the work is to be paid wholly or in part with Federal-aid funds, Federal law requires the bidder to make various certifications as a part of the proposal and contract. By execution and submission of the proposal, the bidder makes the certification contained therein. A false or fraudulent certification shall, in addition to all other remedies provided by law, be a breach of contract and may result in termination of the contract.
4. **AWARD CRITERIA AND REJECTION OF BIDS.** This contract will be awarded to the lowest responsive and responsible bidder considering conformity with the terms and conditions established by the Department in the rules, Invitation for Bids and contract documents. The issuance of plans and proposal forms for bidding based upon a prequalification rating shall not be the sole determinant of responsibility. The Department reserves the right to determine responsibility at the time of award, to reject any or all proposals, to re-advertise the proposed improvement, and to waive technicalities.

By Order of the
Illinois Department of Transportation

Omer Osman,
Secretary

INDEX
FOR
SUPPLEMENTAL SPECIFICATIONS
AND RECURRING SPECIAL PROVISIONS

Adopted January 1, 2024

This index contains a listing of SUPPLEMENTAL SPECIFICATIONS and frequently used RECURRING SPECIAL PROVISIONS.

ERRATA Standard Specifications for Road and Bridge Construction (Adopted 1-1-22) (Revised 1-1-24)

SUPPLEMENTAL SPECIFICATIONS

<u>Std. Spec. Sec.</u>		<u>Page No.</u>
202	Earth and Rock Excavation	1
204	Borrow and Furnished Excavation	2
207	Porous Granular Embankment	3
211	Topsoil and Compost	4
407	Hot-Mix Asphalt Pavement (Full-Depth)	5
420	Portland Cement Concrete Pavement	6
502	Excavation for Structures	7
509	Metal Railings	8
540	Box Culverts	9
542	Pipe Culverts	29
586	Granular Backfill for Structures	34
630	Steel Plate Beam Guardrail	35
644	High Tension Cable Median Barrier	36
665	Woven Wire Fence	37
782	Reflectors	38
801	Electrical Requirements	40
821	Roadway Luminaires	43
1003	Fine Aggregates	44
1004	Coarse Aggregates	45
1010	Finely Divided Minerals	46
1020	Portland Cement Concrete	47
1030	Hot-Mix Asphalt	48
1061	Waterproofing Membrane System	49
1067	Luminaire	50
1097	Reflectors	57

RECURRING SPECIAL PROVISIONS

The following RECURRING SPECIAL PROVISIONS indicated by an "X" are applicable to this contract and are included by reference:

<u>CHECK SHEET #</u>		<u>PAGE NO.</u>
1	X Additional State Requirements for Federal-Aid Construction Contracts	59
2	X Subletting of Contracts (Federal-Aid Contracts)	62
3	X EEO	63
4	Specific EEO Responsibilities Non Federal-Aid Contracts	73
5	Required Provisions - State Contracts	78
6	Asbestos Bearing Pad Removal	84
7	Asbestos Waterproofing Membrane and Asbestos HMA Surface Removal	85
8	X Temporary Stream Crossings and In-Stream Work Pads	86
9	X Construction Layout Stakes	87
10	Use of Geotextile Fabric for Railroad Crossing	90
11	Subsealing of Concrete Pavements	92
12	Hot-Mix Asphalt Surface Correction	96
13	Pavement and Shoulder Resurfacing	98
14	Patching with Hot-Mix Asphalt Overlay Removal	99
15	Polymer Concrete	101
16	Reserved	103
17	Bicycle Racks	104
18	Temporary Portable Bridge Traffic Signals	106
19	Nighttime Inspection of Roadway Lighting	108
20	English Substitution of Metric Bolts	109
21	Calcium Chloride Accelerator for Portland Cement Concrete	110
22	Quality Control of Concrete Mixtures at the Plant	111
23	X Quality Control/Quality Assurance of Concrete Mixtures	119
24	Reserved	135
25	Reserved	136
26	Temporary Raised Pavement Markers	137
27	Restoring Bridge Approach Pavements Using High-Density Foam	138
28	Portland Cement Concrete Inlay or Overlay	141
29	Portland Cement Concrete Partial Depth Hot-Mix Asphalt Patching	145
30	Longitudinal Joint and Crack Patching	148
31	X Concrete Mix Design – Department Provided	150
32	Station Numbers in Pavements or Overlays	151

TABLE OF CONTENTS

LOCATION OF PROJECT	1
DESCRIPTION OF PROJECT	1
TRAFFIC CONTROL PLAN	1
GRANULAR BACKFILL FOR STRUCTURES	4
START DATE.....	4
GUARDRAIL REMOVAL.....	4
MOWING	4
GEOTECHNICAL REINFORCEMENT	5
PCC AUTOMATIC BATCHING EQUIPMENT	6
PCC QC/QA ELECTRONIC REPORTS SUBMITTAL	7
WORK ZONE PAVEMENT MARKING AND REMOVAL	7
REMOVAL OF EXISTING STRUCTURES.....	7
JOINT TRIMMING	8
SECTION 404 – NATIONWIDE PERMIT #14 (NON-REPORTING).....	9
AVAILABILITY OF ELECTRONIC FILES	9
SLIPFORM PARAPET	10
BRIDGE DECK CONSTRUCTION.....	14
PREFORMED PAVEMENT JOINT SEAL	15
BAR SPLICERS, HEADED REINFORCEMENT	21
AGGREGATE SUBGRADE IMPROVEMENT (BDE).....	22
BITUMINOUS MATERIALS COST ADJUSTMENTS (BDE).....	24
CEMENT, TYPE IL (BDE).....	26
COMPENSABLE DELAY COSTS (BDE)	26
DISADVANTAGED BUSINESS ENTERPRISE PARTICIPATION (BDE)	29
FUEL COST ADJUSTMENT (BDE)	38
HOT-MIX ASPHALT (BDE).....	40
HOT-MIX ASPHALT – LONGITUDINAL JOINT SEALANT (BDE).....	41
PERFORMANCE GRADED ASPHALT BINDER (BDE)	42
PORTLAND CEMENT CONCRETE (BDE).....	46
REMOVAL AND DISPOSAL OF REGULATED SUBSTANCES (BDE)	47
SEEDING (BDE).....	48
SHORT TERM AND TEMPORARY PAVEMENT MARKINGS (BDE).....	53

SOURCE OF SUPPLY AND QUALITY REQUIREMENTS (BDE)56

STEEL COST ADJUSTMENT (BDE)57

SUBCONTRACTOR AND DBE PAYMENT REPORTING (BDE)60

SUBCONTRACTOR MOBILIZATION PAYMENTS (BDE).....60

SUBMISSION OF PAYROLL RECORDS (BDE)61

SURFACE TESTING OF PAVEMENTS – IRI (BDE).....62

TRAINING SPECIAL PROVISIONS (BDE)68

IDOT TRAINING PROGRAM GRADUATE ON-THE-JOB TRAINING SPECIAL PROVISION...70

VEHICLE AND EQUIPMENT WARNING LIGHTS (BDE).....72

WEEKLY DBE TRUCKING REPORTS (BDE).....72

WORK ZONE TRAFFIC CONTROL DEVICES (BDE).....73

WORKING DAYS (BDE)74

SWPPP.....75

USACOE PERMIT86

STATE OF ILLINOIS

SPECIAL PROVISIONS

The following Special Provisions supplement the “Standard Specifications for Road and Bridge Construction”, adopted January 1, 2022, the latest edition of the “Manual on Uniform Traffic Control Devices for Streets and Highways”, and the “Manual of Test Procedures for Materials” in effect on the date of invitation for bids, and the “Supplemental Specifications and Recurring Special Provisions” indicated on the Check Sheet included herein which apply to and govern the construction of FAP Route 525 (Springfield Ave.), Project NHPP-9287(977), Section 111BR, Winnebago County, Contract No. 64P06 and in case of conflict with any part or parts of said Specifications, the said Special Provisions shall take precedence and shall govern.

LOCATION OF PROJECT

The project is located on Springfield Avenue over North Fork Kent Creek in Rockford.

DESCRIPTION OF PROJECT

This project consists of removing the existing structure SN 101-0100, a non-composite three-span continuous steel beam bridge, with a three-span continuous PPC bridge. The bridge width will be reduced and the excess width will be retained with Permanent Sheet Piling. The bridge length has been extended. The bridge will be closed and traffic will be detoured. The multi-use path under the bridge will be maintained. This project will also include full-depth HMA pavement and shoulder reconstruction adjacent to the bridge.

TRAFFIC CONTROL PLAN

Effective: January 14, 1999

Revised: January 13, 2017

Standards:

701001	701006	701011	701301	701311	701701
701901					

Details:

Detour Plan
Traffic Control for Road Closure (DS 40.1)

Signs:

“BUMP” (W8-1(O)48) signs shall be installed as directed by the Engineer.

When covering existing Department signs, no tape shall be used on the reflective portion of the sign. Contact the District sign shop for covering techniques.

Any plates or direct applied sheeting used to alter signs shall have the same sheeting as the base sign.

No more than one kind of alteration shall be used to alter a sign.

Any post stubs without a sign in place and visible shall have a reflector placed on each post.

Pavement Marking:

All temporary pavement markings that will be operational during the winter months (December through March) shall be paint.

Highway Standards Application:

Traffic Control and Protection Standard 701701: This work shall be done according to Section 701 of the Standard Specifications and the Typical Application of Traffic Control Devices for Highway Construction, Standard 701701, and as specified herein.

The "left" leg of the intersection shown on this standard also applies when the right turn lane is closed. When the right turn lane is closed, "RIGHT TURN LANE CLOSED AHEAD" shall be substituted for the LEFT TURN LANE CLOSED AHEAD" and the set up would be a mirror image to what is shown.

This work shall be included in the contract unit price per Lump Sum for TRAFFIC CONTROL AND PROTECTION STANDARD 701701.

District Standard Application:

Traffic Control for Road Closure: This work shall be done according to the Detour Plan, Road Closure Standard and Section 701 of the Standard Specifications.

"ROAD CLOSED AHEAD" (W20-3(O)-48) with flasher and the appropriate arrow plate (W1-6(O)-3618 or W1-7(O)-3618) shall be required on all side roads within the limits of the mainline "ROAD CLOSED AHEAD" signs.

The Contractor shall notify the Department via email at DOT.D2.TrafficNotice@illinois.gov. **This request shall be submitted a minimum of three weeks (21 days) and no earlier than four weeks (28 days) prior to the anticipated closure date to allow the State adequate time to re-route oversized loads.**

Signing and devices required to close the road, according to the Traffic Control for Road Closure detail and contained herein, shall be the responsibility of the Contractor. Detour signing required to detour traffic to alternate routes shall be the responsibility of the Contractor. The day the detour signing begins, the detour will be in effect when the Contractor has notified the Resident Engineer or personnel on the project. No detour shall be erected on Friday, Saturday or Sunday. The road shall not be closed until the detour signing is completely installed, verified, and ready to accept traffic.

The "ROAD CLOSED" sign on the Type III barricades shall be unobstructed and visible to traffic at all times. No equipment, debris, or other materials shall be stored within 20 feet of the first set of Type III barricades, unless approved by the Engineer.

The Contractor shall not drive around the outside of the Type III barricades, but shall relocate the barricades temporarily for access. When it is necessary for the barricades to be moved for access, the Contractor shall move the devices into the left lane and/or left shoulder area behind barricades that are to remain in place. At no time shall the barricades be turned parallel to traffic flow for access purposes.

If a path becomes evident around the outside of the barricades, the Contractor shall be required to place additional Type III barricades to prevent driving around the existing barricades. Additional barricades shall be included in the cost of applicable Traffic Control Standards. Any damage caused by vehicles driving around the outside of barricades shall be repaired by the Contractor to the satisfaction of the Engineer at no additional expense to the Department.

This work shall be paid for at the contract Lump Sum price for TRAFFIC CONTROL AND PROTECTION, (SPECIAL).

Road Closure – Closures within Closures: The road closure shall be completed using Type III barricades in compliance with Standards 701901, and signing according to Traffic Control for Road Closure detail. Two flashers shall be installed above each Type III barricade. The "ROAD CLOSED" (R11-2) or "ROAD CLOSED TO THRU TRAFFIC" (R11-4) signs shall be placed as shown in Standard 701901. Flashers shall be installed above all warning signs involving a night time road closure. If a portion of the road is completely closed between a sideroad and any entrances, the roadway will be kept open to local access in the other direction between that closure and the next road.

The Contractor shall be required to notify the Bureau of Project Implementation and affected residents prior to a complete closure.

All cost involved in conforming with this provision shall be considered a part of TRAFFIC CONTROL AND PROTECTION, (SPECIAL).

Maintenance of Traffic: The traffic shall be maintained using Detour Plans, Road Closure Standard 40.1, and Section 701 of the Standard Specifications.

The Contractor shall notify the Winnebago County Highway Department, the corresponding Township Commissioner, city municipality, emergency response agencies (i.e.: fire, ambulance, police), school bus companies and the Department of Transportation (Bureau of Project Implementation) regarding any changes in traffic control.

The Contractor shall notify the Winnebago County Highway Department, corresponding Township Commissioner and/or city municipality for any sideroad closure or opening.

Two (2) changeable message signs shall be placed on this project two (2) weeks prior to the start of work informing the public of lane closures. Location of the message signs will be determined by the Resident Engineer.

GRANULAR BACKFILL FOR STRUCTURES

Effective: April 19, 2012

Revised: July 16, 2024

Revise the third sentence of the first paragraph of Article 586.03 of the Supplemental Specifications to read:

“The backfill volume shall be placed in Department acceptable lift thickness for the full width to be backfilled and shall be compacted to not less than 95 percent of the standard laboratory density.”

Delete the fourth sentence of the first paragraph of Article 586.03 of the Supplemental Specifications.

START DATE

No work shall be started on this project until **March 17, 2025**.

GUARDRAIL REMOVAL

Effective: August 20, 1990

Revised: April 10, 2014

This work shall be done according to Section 632 of the Standard Specifications except that all removed guardrail will become the property of the Contractor.

This work will be paid for at the contract unit price per Foot for GUARDRAIL REMOVAL, measured from center-to-center of end posts.

MOWING

Effective: January 1, 2002

Revised: April 12, 2016

This work consists of mowing all Seeding Class 1A and Class 2A at the completion of the project or before winter shut down. The vegetation must be at least 6” long before mowing. The vegetation shall be mowed to obtain a height of not more than 3 inches. All debris must be cleared from the right-of-way immediately after the mowing.

This work will be paid for at the contract unit price per Acre for MOWING.

GEOTECHNICAL REINFORCEMENT

Effective: June 17, 2022

Revised: April 10, 2014

This work consists of furnishing and installing an integrally-formed polypropylene geotechnical grid reinforcement material. The geogrid shall have an aperture, rib and junction cross section sufficient to permit significant mechanical interlock with the material being reinforced. There shall be a high continuity of tensile strength through all ribs and junctions of the grid material to reinforce the subbase or subgrade as shown on the plans and specifications.

MATERIAL CHARACTERISTICS	TEST METHOD	DATA
polymer type		polypropylene
ultra violet stability	ASTM D 4355	50%

DIMENSIONAL CHARACTERISTICS	TEST METHOD	UNIT	DATA
open area	CW 02215	%	75 (max.)
unit weight	ASTM D 5261	oz/yd ²	5.0 (min.)

TECHNICAL CHARACTERISTICS	TEST METHOD	UNIT	DATA
junction efficiency	GRI-GG2	%	90 (min.)

The supplier should provide a certification that their product meets the above requirements.

The geotechnical reinforcement shall be placed as described herein or as shown on the cross sections.

Geogrid shall be delivered to the jobsite in such a manner as to facilitate handling and incorporation into the work without damage. Material shall be stored in such a manner as to prevent exposure to direct sunlight and damage by other construction activities.

Prior to the installation of the geogrid, the application surface shall be cleared of debris, sharp objects and trees. Tree stumps shall be cut to the level of the ground surface. If the stumps cannot be cut to the ground level, they shall be completely removed. In the case of subgrades, all wheel tracks or ruts in excess of 3 inches in depth shall be graded smooth or otherwise filled with soil to provide a reasonably smooth surface.

The geotechnical reinforcement shall be placed with the "roll length" parallel to the pavement. Fabric of insufficient width or length to fully cover the specified area shall be lapped a minimum of 24 inches. The geogrid should be secured in place.

Installation:

The granular blanket shall be constructed to the width and depth required on the plans. Unless otherwise specified, the material shall be back-dumped on the Geogrid in a sequence of operations beginning at the outer edges of the treatment area with subsequent placement towards the middle.

Placement of material on the Geogrid shall be accomplished by spreading dumped material off of previously placed material with a bulldozer blade or endloader, in such a manner as to prevent tearing or shoving of the Geogrid. Dumping of material directly on the Geogrid will only be permitted to establish an initial working platform. No construction equipment shall be allowed on the Geogrid prior to placement of the granular blanket. If the geogrid develops wrinkles or moves significantly, an alternative method of securing it shall be used.

Unless otherwise specified in the plans or Special Provisions, the granular material, shall be placed to the full required thickness and compacted to the satisfaction of the Engineer.

Geogrid which is damaged during installation or subsequent placement of granular material, due to failure of the Contractor to comply with these provisions, shall be repaired or replaced at his expense, including costs of removal and replacement of the granular material.

Torn Geogrid may be patched in-place by cutting and placing a piece of the same Geogrid over the tear. The dimensions of the patch shall be at least 2 feet larger than the largest dimension of the tear and it shall be weighted or otherwise secured to prevent the granular material from causing lap separation.

Method of Measurement: Geotechnical Reinforcement will be measured in square yards for the surface area placed. The excavation, replacement and compaction of the granular layer shall be paid for separately.

Basis of Payment: This work will be measured in place and the area computed in square yards. The work will be paid for at the contract unit price per Square Yard for GEOTECHNICAL REINFORCEMENT.

PCC AUTOMATIC BATCHING EQUIPMENT

Effective: January 1, 2015

Revised: January 31, 2023

Portland cement concrete provided shall be produced from batch plants that conform to the requirements of Article 1103.03 (a) and (b) of the Standard Specifications for Road and Bridge Construction. Semi-automatic batching will not be allowed.

Plants shall have computerized batching interfaced with a printer. IDOT Producer Number, IDOT Design Number, Concrete Material Code, batch weights, aggregate mixtures, water added, amount of each admixture or additive, and percent variance from design shall be printed for each batch. Tickets shall state the actual water-cement ratio as batched, and the amount of water that can be added to the batch without exceeding the maximum water-cement ratio. Truck delivery tickets are still required as per Article 1020.11(a)(7) of the Standard Specifications.

PCC QC/QA ELECTRONIC REPORTS SUBMITTAL

Effective: January 1, 2015

Revised: January 31, 2023

The Contractor's QC personnel shall be responsible for electronically submitting the following reports to the Department: PRO and IND data for BMPR MI654 "Concrete Air, Slump, and Quantity,"; PRO data for BMPR MI655 "P.C. Concrete Strength," and PRO data for BMPR MI504 "Aggregate Gradation" reports to the Department. The format for the electronic submittals shall be the QMP package reporting program, which will be provided by the Department. Microsoft Excel 2007 or newer and Microsoft Outlook is required for this program which shall be provided by the Contractor.

WORK ZONE PAVEMENT MARKING AND REMOVAL

Effective: December 29, 2008

Revised: October 5, 2021

This work shall consist of installing and removing temporary pavement marking according to Section 703 and 783 of the Standard Specifications and the following:

All temporary paint on the final wearing surface shall be removed according to Article 1101.12 Water Blaster with Vacuum Recovery and the applicable portions of Section 783 of the Standard Specifications and as described herein.

Add the following paragraph to Article 1101.12 of the Standard Specifications.

"For the high pressure water spray, the pressure at the nozzle shall be approximately 25,000 psi with maximum flow rate of 15 gal/min. The nozzle shall be in close proximity to the pavement surface."

REMOVAL OF EXISTING STRUCTURES

Effective: July 28, 2014

This work shall be done in accordance with Section 501 of the Standard Specifications. The work shall consist of removing and disposing of existing box culverts or portions of existing box culverts and other items as specified. Removal of existing drop boxes shall be included in the cost of Removal of Existing Structure for that location.

No.	Station	Description
101-0100	186+38.5	3-Span Bridge 124'-8" Bk. To Bk. of Abut.

This work shall be paid for at the contract unit price per Each for REMOVAL OF EXISTING STRUCTURES of the number specified.

JOINT TRIMMING

Effective: March 6, 2023

The following is the sequence for milling and paving:

1. If specified in the contract, mill both lanes and shoulders for the entire project.
2. Place the HMA binder on both driving lanes and shoulders for the entire project.
3. On the first lane to be paved, place the tack coat and new HMA surface course 6 in. wider than the joint to be trimmed.
4. After surfacing the first driving lane and prior to cleaning and start of surfacing on the following lane or shoulder, mill off the extra 6 in. of new HMA surface to the joint location, per the typical sections. The milling equipment must be capable of producing a straight line. The depth of the milling must be controlled so as not to gouge the underlying binder lift. The intent is to create a vertical face at the joint and provide lateral confinement for the following surface course material. Skid steer mounted mills will not be allowed.
5. Clean and prepare the surface of the remaining shoulder or lane for HMA placement as per Article 406.05 of the Standard Specifications. The tack coat shall be sprayed the full width of the HMA shoulder or lane and also lapped onto the newly trimmed joint a distance not to exceed 4 in. This additional width is to ensure the vertical face of the adjacent mat is adequately covered with tack coat.
6. Placement of surface course at the trimmed joint shall require the compacted height of HMA to be exactly flush, or not more than 1/32 in. higher, than the adjacent lane to ensure the joint has sufficient material for adequate compaction and proper drainage. During placement, the side plate of the screed shall not exceed 1/2 in. overlap onto the adjacent lane.

The milling of new HMA 6 in. extra width at the joint to be trimmed will be paid for at the contract unit price per square yard for HOT-MIX ASPHALT SURFACE REMOVAL – LONGITUDINAL JOINT.

The additional tack coat will be paid for at the contract unit price per pound of residual asphalt for BITUMINOUS MATERIAL (TACK COAT) or POLYMERIZED BITUMINOUS MATERIAL (TACK COAT).

The additional HMA surface course will be paid for at the contract unit price per ton for HOT-MIX ASPHALT SURFACE COURSE, of the friction aggregate mixture and Ndesign specified or POLYMERIZED HOT-MIX ASPHALT SURFACE COURSE, of the friction aggregate mixture and Ndesign specified. All other extra work will not be paid for separately but shall be included in the unit bid price of the various pay items and no other compensation will be allowed.

SECTION 404 – NATIONWIDE PERMIT #14 (NON-REPORTING)

Effective: February 25, 2022

Revised: April 21, 2023

An United States Army Corps of Engineers (USACOE) Section 404 - Nationwide Permit #14 has not been procured for this project because it's considered as "Non-Reporting" because the following conditions are being met:

The loss of Waters of the United States does not exceed 1/10th acre; and
There are no discharges into a special aquatic site, including wetlands.

The requirements/ conditions of the Nationwide Permit #14 must still be adhered to and can be found at the following link: [2021 Nationwide Permit 14 - Final Decision Document \(oclc.org\)](https://www.ecfr.gov/current/title-36/chapter-I/subchapter-B/part-360/subpart-2/section-3602.14)

In the event that these conditions are not being met, it will be necessary to submit a pre-construction notification to the USACOE.

No additional payment shall be made for this work.

This Special Provision (Nationwide Permit) expires on March 14, 2026 per [Federal Register :: Reissuance and Modification of Nationwide Permits](#)

AVAILABILITY OF ELECTRONIC FILES

Effective: 10/16

Revised: February 10, 2017

2D MicroStation and GEOPAK files of this project will be made available to the Contractor after contract award. This information will be provided upon request as MicroStation CADD files and Geopak coordinate geometry files ONLY. If data is required in other formats it will be your responsibility to make these conversions. Contractor shall coordinate obtaining electronic files through the Project Engineer. If there is a conflict between the electronic files and the printed contract plans and documents, the printed contract plans and documents shall take precedence over the electronic files. The Contractor shall accept all risk associated with using the electronic files and shall hold the Department harmless for any errors or omissions in the electronic files and the data contained therein. Errors or delays resulting from the use of the electronic files by the Contractor shall not result in an extension of time for any interim or final completion date or shall not be considered cause for additional compensation. The Contractor shall not use, share, or distribute these electronic files except for the purpose of constructing this contract. Any claims by third parties due to use or errors shall be the sole responsibility of the Contractor. The Contractor shall include this disclaimer with the transfer of these electronic files to any other parties and shall include appropriate language binding them to similar responsibilities.

SLIPFORM PARAPET

Effective: June 1, 2007

Revised: April 15, 2022

The following shall be added to the end of Article 503.16(b) of the Standard Specifications.

- (3) Slipforming parapets. Unless otherwise prohibited herein or on the plans, at the option of the Contractor, concrete parapets on bridge decks may be constructed by slipforming in lieu of the conventional forming methods. Slipforming will not be permitted for curved parapets on a radius of 1500 ft (457 m) or less.

The slipform machine shall be self-propelled and have automatic horizontal and vertical grade control. For 34 in. (864 mm) and 39 in. (991 mm) tall parapets the machine shall be equipped with a minimum of four (4) vibrators. For 42 in. (1.067 m) and 44 in. (1.118 m) tall parapets the machine shall be equipped with a minimum of five (5) vibrators. The equipment shall be approved by the Engineer before use.

If the Contractor wishes to use the slipform parapet option for 42 in. (1.067 m) or 44 in. (1.118 m) tall parapets he/she shall construct an acceptable test section in a temporary location to demonstrate his/her ability to construct the parapets without defect. The test section shall be constructed under similar anticipated weather conditions, using the same means and methods, equipment, equipment vibrator settings, travel speed, operator, concrete plant, concrete mix design, and slump as proposed for the permanent slipform parapets.

The test section shall be at least 30 feet (9 meters) in length and shall be of the same cross section shown on the plans. The contractor shall place all of the reinforcement embedded in the parapet as shown on the plans. Upon completion of the test section, the Contractor shall saw cut the test section into 2 ft (600 mm) segments and separate the segments for inspection by the Engineer. Test sections containing segments showing voids adjacent to a reinforcement bar, 1/4 square inch (160 square millimeters) or more in area and extending along the reinforcement bar into the section, or showing excessive voids not adjacent to reinforcement bars 1/4 square inch (160 square millimeters) or more in area, or showing cracking extending through a segment, shall be considered unacceptable.

The test section shall demonstrate to the satisfaction of the Engineer that the Contractor can slipform the parapets on this project without defects. The acceptance of the test section does not constitute acceptance of the slipform parapets in place.

The concrete mix design may combine two or more coarse aggregate sizes, consisting of CA-7, CA-11, CA-13, CA-14, and CA-16, provided a CA-7 or CA-11 is included in the blend in a proportion approved by the Engineer.

The slipform machine travel speed shall not exceed the lesser of 3 ft (0.9 m) per minute, or the speed used to construct the acceptable test section. Any time the speed of the machine drops below 0.5 ft (150 mm) per minute will be considered a stoppage of the slipforming operation, portions of parapet placed with three or more intermittent stoppages within any 15 ft (4.6 m) length will be rejected. The contractor shall schedule concrete delivery to maintain a uniform delivery rate of concrete into the slipform machine. If delivery of concrete from the

truck into the slipforming machine is interrupted by more than 15 minutes, the portion of the wall within the limits of the slipform machine will be rejected.

If the Contractor elects to slipform, the parapet cross-sectional area and reinforcement bar clearances shall be revised according to the details for the Concrete Parapet Slipforming Option. In addition, if embedded conduit(s) are detailed, then the contractor shall utilize the alternate reinforcement as detailed.

The use of cast-in-place anchorage devices for attaching appurtenances and/or railings to the parapets will not be allowed in conjunction with slipforming of parapets. Alternate means for making these attachments shall be as detailed on the plans or as approved by the Engineer.

All reinforcement bar intersections within the parapet cross section shall be 100 percent tied utilizing saddle ties, wrap and saddle ties, or figure eight ties to maintain rigidity during concrete placement. At pre-planned sawcut joints in the parapet, Glass Fiber Reinforced Polymer (GFRP) reinforcement shall be used to maintain the rigidity of the reinforcement cage across the proposed joints as detailed for the Concrete Parapet Slipforming Option.

Glass Fiber Reinforced Polymer (GFRP) reinforcement shall be subject to approval by the Engineer. Other non-ferrous reinforcement may be proposed for use but shall be subject to approval by the Engineer. GFRP reinforcement shall be tied the same as stated in the previous paragraph.

The Contractor may propose supplemental reinforcement for stiffening to prevent movement of the reinforcement cage and/or for conduit support subject to approval by the Engineer.

Clearances for these bars shall be the same as shown for the required bars and these bars shall be epoxy coated. If the additional reinforcement is used, it shall be at no additional cost to the Department.

For projects with plan details specifying parapet joints spaced greater than 20 ft (6 m) apart, additional sawcut joints, spaced between 10 ft (3 m) and 20 ft (6 m), shall be placed as directed by the Engineer. The horizontal reinforcement extending through the proposed joints shall be precut to provide a minimum of 4 in. (100 mm) gap, centered over the joint, between rebar ends. The ends of the reinforcement shall be repaired according to Article 508.04.

After the slipform machine has been set to proper grade and prior to concrete placement, the clearance between the slipform machine inside faces and reinforcement bars shall be checked during a dry run by the Contractor in the presence of the Engineer. The dry run shall not begin until the entire reinforcing cage has been tied and the Engineer has verified and approved the placement and tying of the reinforcing bars. Any reinforcement bars found to be out of place by more than ½ in. (13 mm), or any dimensions between bars differing from the plans by more than ½ in. (13 mm) shall be re-tied to the plan dimensions.

During the dry run and in the presence of the Engineer, the Contractor shall check the clearance of the reinforcement bars from the inside faces of the slipform mold. In all locations, the Contractor shall ensure the reinforcement bars have the minimum cover distance shown on the plans. This dry run check shall be made for the full distance that is anticipated to be placed in the subsequent pour. Reinforcement bars found to have less than the minimum clearance shall be adjusted, and the dry run will be performed again, at least in any locations that have been readjusted.

For parapets adjacent to the watertable, the contractor shall, for the duration of the construction and curing of the parapet, provide and maintain an inspection platform along the back face of the parapet. The inspection platform shall be rigidly attached to the bridge superstructure and be of such design to allow ready movement of inspection personnel along the entire length of the bridge.

The aluminum cracker plates as detailed in the plans shall be securely tied in place and shall be coated or otherwise treated to minimize their potential reaction with wet concrete. In lieu of chamfer strips at horizontal and vertical edges, radii may be used. Prior to slipforming, the Contractor shall verify proper operation of the vibrators using a mechanical measuring device subject to approval by the Engineer.

The top portion of the joint shall be sawcut as shown in the details for the Concrete Parapet Slipforming Option. Sawing of the joints shall commence as soon as the concrete has hardened sufficiently to permit sawing without excessive raveling. All joints shall be sawed to the full thickness before uncontrolled shrinkage cracking takes place, but no later than 8 hours after concrete placement. The sawcut shall be approximately 3/8 in. (10 mm) wide and shall be performed with a power circular concrete saw. The joints shall be sealed with an approved polyurethane sealant, conforming to ASTM C 920, Type S, Grade NS, Class 25, Use T, to a minimum depth of 1/2 in. (12 mm), with surface preparation and installation according to the manufacturer's written instructions. Cork, hemp, or other compressible material may be used as a backer. The sawcut will not require chamfered edges.

Ends of the parapet shall be formed and the forms securely braced. When slipforming of parapets with cross sectional discontinuities such as light standards, junction boxes or other embedded appurtenances except for name plates, is allowed, the parapet shall be formed for a minimum distance of 4 ft (1.2 m) on each side of the discontinuity.

For acceptance and rejection purposes a parapet section shall be defined as the length of parapet between adjacent vertical parapet joints.

The maximum variance of actual to proposed longitudinal alignment shall not exceed $\pm 3/4$ in. (20 mm) with no more than 1/4 inch in 10 ft (6 mm in 3 m). Notwithstanding this tolerance, abrupt variance in actual alignment of 1/2 inch in 10 ft (13 mm in 3 m) will be cause for rejection of the parapet section.

In addition, all surfaces shall be checked with a 10 ft (3 m) straight edge furnished and used by the Contractor as the concrete is extruded from the slipform mold. Continued variations in the barrier surface exceeding 1/4 in. in 10 ft (6 mm in 3 m) will not be permitted and remedial action shall immediately be taken to correct the problem.

The use of equipment or methods which result in dimensions outside the tolerance limits shall be discontinued. Parapet sections having dimensions outside the tolerance limits will be rejected.

Any visible indication that less than specified cover of concrete over the reinforcing bars has been obtained, or of any cracking, tearing, or honeycombing of the plastic concrete, or any location showing diagonal or horizontal cracking will be cause for rejection of the parapet section in which they are found.

The vertical surfaces at the base of the barrier within 3 in. (75 mm) of the deck surface shall be trowelled true after passage of the slipform machine. Hand finishing of minor sporadic surface defects may be allowed at the discretion of the Engineer. All surfaces of the parapet except the top shall receive a final vertical broom finish. Any deformations or bulges remaining after the initial set shall be removed by grinding after the concrete has hardened.

Slipformed parapets shall be wet cured according to either Article 1020.13(a)(3) or Article 1020.13(a)(5). For either method, the concrete surface shall be covered within 30 minutes after it has been finished. The cotton mat or burlap covering shall be held in place with brackets or another method approved by the Engineer. The Contractor shall have the option, during the period from April 16 through October 31, to delay the start of wet curing by applying a linseed oil emulsion curing compound. Exercising this option waives the requirement for protective coat according to Article 503.19. The linseed oil emulsion shall be according to Article 1022.01 and shall be applied according to Articles 1020.13 Notes-General 8/ and 1020.13(a)(4). The delay for wet curing shall not exceed 3 hours after application of the linseed oil emulsion.

A maximum of three random 4 in. (100 mm) diameter cores per 100 ft (30 m) of parapet shall be taken as directed by the Engineer, but no less than two random cores shall be taken for each parapet pour. At least one core shall be located to intercept a horizontal bar in the upper half of the parapet. Unless otherwise directed by the Engineer, coring shall be accomplished within 48 hours following each parapet pour. Separate parapets poured on the same date shall be considered separate pours. Random cores will not be measured for payment.

The Engineer will mark additional locations for cores where, in the sole opinion of the Engineer, the quality of the slipformed parapet is suspect.

The Engineer or his/her representative will be responsible for evaluation the cores. Any cores showing voids adjacent to a reinforcement bar 1/4 square inch (160 square millimeters) or more in area and extending along the reinforcement bar into the section, or showing excessive voids not adjacent to reinforcement bars 1/4 square inch (160 square millimeters) or more in area, or showing cracking, shall be considered unacceptable and the parapet section from which it was taken will be rejected. Parapets with less than 1½ inches of concrete cover over the reinforcement shall be rejected.

Rejected parapet sections shall be removed and replaced for the full depth cross-section of the parapet except that concrete cover between 1 inch and 1½ inches may be open to remedial action subject to the approval of the Engineer. Such action could entail up to and including removal and replacement.

The minimum length of parapet removed and replaced shall be 3 ft (1 m). Cores may be required to determine the longitudinal extent of removal and replacement if it can not be determined and agreed upon by other means (i.e. visual, sounding, non-destructive testing, etc.).

Any parapet section with more than one half of its length rejected or with remaining segments less than 10 ft (3 m) in length shall be removed and replaced in its entirety.

If reinforcement bars are damaged during the removal and replacement, additional removal and replacement shall be done, as necessary, to ensure minimum splice length of

replacement bars. Any damage to epoxy coating of bars shall be repaired according to Article 508.04.

All remaining core holes will be filled with a non-shrink grout meeting the requirements of Section 1024.

Basis of Payment. When the Contractor, at his/her option, constructs the parapet using slipforming methods, no adjustment in the quantities for Concrete Superstructures and Reinforcement Bars, Epoxy Coated to accommodate this option will be allowed. Compensation under the contract bid items for Concrete Superstructures and Reinforcement Bars, Epoxy Coated shall cover the cost of all work required for the construction of the parapet and any test section(s) required, and for any additional costs of work or materials associated with slipforming methods.

BRIDGE DECK CONSTRUCTION

Effective: October 22, 2013

Revised: December 21, 2016

When Diamond Grinding of Bridge Sections is specified, hand finishing of the deck surface shall be limited to areas not finished by the finishing machine and to address surface corrections according to Article 503.16(a)(2). Hand finishing shall be limited as previously stated solely for the purpose of facilitating a more timely application of the curing protection. In addition the requirements of 503.16(a)(3)a. and 503.16(a)(4) will be waived.

Revise the Second Paragraph of Article 503.06(b) to read as follows.

“When the Contractor uses cantilever forming brackets on exterior beams or girders, additional requirements shall be as follows.”

Revise Article 503.06(b)(1) to read as follows.

- “(1) Bracket Placement. The spacing of brackets shall be per the manufacturer’s published design specifications for the size of the overhang and the construction loads anticipated. The resulting force of the leg brace of the cantilever bracket shall bear on the web within 6 inches (150 mm) of the bottom flange of the beam or girder.”

Revise Article 503.06(b)(2) to read as follows.

- “(2) Beam Ties. The top flange of exterior steel beams or girders supporting the cantilever forming brackets shall be tied to the bottom flange of the next interior beam. The top flange of exterior concrete beams supporting the cantilever forming brackets shall be tied to the top flange of the next interior beam. The ties shall be spaced at 4 ft (1.2 m) centers. Permanent cross frames on steel girders may be considered a tie. Ties shall be a minimum of 1/2 inch (13 mm) diameter threaded rod with an adjusting mechanism for drawing the tie taut. The ties shall utilize hanger brackets or clips which hook onto the flange of steel beams. No welding will be permitted to the structural steel or stud shear connectors, or to reinforcement bars of concrete beams, for the installation of the tie bar system. After installation of the ties and blocking, the tie shall be drawn taut until the tie does not vary from a straight line from beam to beam. The tie system shall be approved by the Engineer.”

Revise Article 503.06(b)(3) to read as follows.

“(3) Beam Blocks. Suitable beam blocks of 4 in x 4 in (100 x 100 mm) timbers or metal structural shapes of equivalent strength or better, acceptable to the Engineer, shall be wedged between the webs of the two beams tied together, within 6 inches (150 mm) of the bottom flange at each location where they are tied. When it is not feasible to have the resulting force from the leg brace of the cantilever brackets transmitted to the web within 6 inches (150 mm) of the bottom flange, then additional blocking shall be placed at each bracket to transmit the resulting force to within 6 inches (150 mm) of the bottom flange of the next interior beam or girder.”

Delete the last paragraph of Article 503.06(b).

PREFORMED PAVEMENT JOINT SEAL

Effective: October 4, 2016

Revised: March 24, 2023

Description. This work shall consist of furnishing all labor, equipment and materials necessary to prepare the joint opening and install pavement joint seal(s) at the locations specified. Unless otherwise detailed on the plans, the joint shall be sized for a rated movement of 2 inches (50 mm).

Materials: Unless otherwise specified, one of the following prefabricated joint seals will be permitted.

- (a) Preformed Elastomeric Joint Seal. This material shall be according to Section 1053.01.
- (b) Preformed Pre-compressed, Silicone Coated, Self-Expanding Sealant System. This Sealant system shall be comprised of three components: 1) cellular polyurethane foam impregnated with hydrophobic 100% acrylic, water-based emulsion, factory coated with highway-grade, fuel resistant silicone; 2) field-applied epoxy adhesive primer, 3) field-injected silicone sealant bands.

The preformed, pre-compressed silicone joint seal shall, as a minimum, be according to the following:

- The joint seal shall be held in place by a non-sag, high modulus silicone adhesive.
- The joint seal shall be compatible with the epoxy and header material.
- The joint seal shall withstand the effects of vertical and lateral movements, skew movements and rotational movement without adhesive or cohesive failure.
- The joint seal shall be designed so that, the material is capable of movement of +50%, -50% (100% total) of nominal material size.
- The gland shall not contain any open, unsealed joints along its length in its final condition.
- Changes in plane and direction shall be executed using factory fabricated 90 degree transition assemblies. The transitions shall be watertight at the inside and outside corners through the full movement of the product.
- The depth of the joint shall be recessed 3/4 in. (19 mm) below the riding surface throughout the normal limits of joint movement.
- The joint seal shall be resistant to ultraviolet rays.

- The joint seal shall be resistant to abrasion, oxidation, oils, gasoline, salt, and other materials that may be spilled on or applied to the surface.
- The manufacturer shall certify that the joint composition shall be free of any waxes or wax compounds; asphalts or asphalt compounds.

The joint material shall meet the following physical properties:

Property	Requirement	Test Method
Tensile Strength of Silicone Coating (min)	140 psi	ASTM D 412
UV Resistance of Joint System	No Changes--2000 Hours	ASTM C793
Density of Cellular Polyurethane Foam	4.0 lb/ cu ft (200kg/cu m)	ASTM D545
Heat Aging Effects (Silicone Coating)	No cracking, chalking	ASTM C 792
Joint System Operating temp range (min)	-40° F to 185° F	ASTM C 711

The adhesive shall be a two-component, 100% solid, modified epoxy meeting the requirements of ASTM C881, Type I, Grade 3, Class B & C. The adhesive shall also have the following properties:

Property	Requirement	Test method
Tensile Strength	2,500 psi (24 MPa) min.	ASTM D638
Compressive Strength	7000 psi (48 MPa) min.	ASTM D695
Bond Strength (Dry Cure)	2000 psi (28MPa) min	ASTM C882
Water Absorption	0.1% by weight	ASTM D570

The silicone band adhesive shall have the following properties:

Property	Requirement	Test Method
Movement Capability	+50/-50%	ASTM C 719
Elongation at Break	>600%	ASTM D 5893
Slump	≤0.3"	ASTM D 2202
Hardness (Shore A) max.	20	ASTM C 661
Tack free time (max)	60 minutes	ASTM C 679
Heat Aging Effects	No cracking, chalking	ASTM C 792
Resilience	≥ 75%	ASTM D5329
Bond	0% Adhesive or Cohesive Failure after 5 cycles @100%extension	ASTM D 5329

- (c) Performed Silicone Joint Seal. The preformed silicone joint seal used for this item shall conform to the following specifications:

Table 1
Physical Properties of Preformed Silicone Gland

Property	Requirement	Test Method
Rated Movement Capability	+2 ¼ inch total	N/A
Tensile Strength, psi.	1000 min	ASTM D 412
Elongation	400% min	ASTM D 412
Tear (die B)	100 ppi. min	ASTM D 624
Hardness Durometer (Shore A).	55 +/- 5 max	ASTM D 2240
Compression set at 212°F, 70 hrs	30% max	ASTM D 395
Heat Aged Properties	5pt max loss on Durometer	ASTM D 573
Tensile and Elongation % Loss	10 % max	

The color of the preformed silicone seal shall be black, made by the addition of Carbon Black fillers which increases UV resistance, tensile strength, and abrasion wear properties.

The locking adhesive shall be non-sag, high modulus silicone adhesive conforming to the following specifications:

Table 2
Physical Properties of the Silicone Locking Adhesive

Property	Requirement	Test Method
Tensile Strength, psi.	200 min	ASTM D 412
Elongation, %	450 min	ASTM D 412
Tack Free Time, minutes.	20 max.	ASTM C 679
Cure Time ¼" bead, hrs	24 max	ASTM C 679
Resistance to U.V.	No cracking, chalking, or degradation	ASTM C793
VOC (g/L)	0	ASTM D 3960

Any rips, tears, or bond failure will be cause for rejection.

The two part epoxy primer shall be supplied for application to the vertical faces of the joint opening. The supplied primer shall be equally as effective when bonded to concrete or steel. This primer shall meet the following criteria:

Table 3
Physical Properties of Preformed Silicone Joint System Primer

Property	Requirement	Test Method
Viscosity (cps)	44	ASTM D 2196
Color	Light Amber	Visual
Solids (%)	41	ASTM D 4209
Specific Gravity	0.92	ASTM D 1217
Product Flash Point (°F, T.C.C.)	48	ASTM D 56
Package Stability	N/A	One year in tightly sealed containers
Cleaning	N/A	Mineral Spirits
VOC (g/L)	520	ASTM D 3960

- (d) Preformed Inverted EPDM Joint Seal. The preformed inverted EPDM joint seal used for this item shall conform to the following specifications:

Table 1
Physical Properties of Preformed Silicone Gland

Property	Requirement	Test Method
Rated Movement Capability	Up To 5 inch total	N/A
Tensile Strength, psi.	1200 psi min	ASTM D 412
Elongation	400 % min	ASTM D 412
Tear (Die C)	150 pli. min	ASTM D 624
Durometer Content	50 +/- 5 max	ASTM D 2240
Water Resistance (70 hrs @ 100c)	10% max	ASTM D 471
Ozone Resistance	100 min	ASTM D 1171

Table 2
Physical Properties of the V-Epoxy-R

V-Epoxy-R adhesive meets the requirements of ASTM C881 Type III, Grade 2. The adhesive shall also have the following properties:

Property	Requirement	Test Method
Color	Gray	Visual
Viscosity	45,000 CP (typ.)	N/A
Gel Time (minutes)	30 min.	ASTM C 881
Shelf Life (Separate Sealed Containers)	12 Months	N/A
Resistance to U.V.	No cracking, chalking, or degradation	ASTM C793
VOC (g/L)	0	ASTM D 3960

Any rips, tears, or bond failure will be cause for rejection.

- (e) Bonded Preformed Joint Seal. This joint system shall consist of preformed elastomeric seal bonded to the side walls of the joint opening using an adhesive as specified by the Manufacturer of the joint seal.

The bonded preformed joint seal shall be according to Table 1 of ASTM D2628 with the following exceptions: Compression set shall not be over 40 percent when tested according

to Method B (Modified) of ASTM D 395 after 70 hours at 212 °F (100 °C). The Compression-Deflection requirement will not apply to the bonded preformed joint seal.

The adhesive shall be epoxy base, dual component, which resists salt, diluted acids, alkalis, solvents, greases, oils, moisture, sunlight and weathering. Temperatures up to 200 °F (93 °C) shall not reduce bond strength. At 68 °F (20 °C), the bond strength shall be a minimum of 1000 psi (6.9 MPa) within 24 hours.

Any primers or cleaning solutions used on the faces of the joint or on the profile of the sides of the bonded preformed joint seal shall be supplied by the manufacturer of the bonded preformed joint seal.

Any additional installation materials and adhesive for splicing joint sections shall be as supplied by the manufacturer of the preformed joint seal.

The Contractor shall submit the Manufacturer's material certification documentation stating that their materials meet the applicable requirements of this specification for the joint seal(s) installed.

CONSTRUCTION REQUIREMENTS

General. The Contractor shall furnish the Engineer with the manufacturer's product information and installation procedures at least two weeks prior to installation.

The minimum ambient air temperature in which the joint seal can be installed is 40° F (4.4° C) and rising, except for bonded preformed joint seals which shall not be installed when temperatures below 50 °F (10 °C) are predicted within a 48 hour period.

The joint surface shall be completely dry before installing the Joint Seal. For newly placed concrete, the concrete shall be fully cured and allowed to dry out a minimum of seven additional days prior to placement of the seal. Cold, wet, inclement weather will require an extended drying time.

The Joint Seal shall not be installed immediately after precipitation or if precipitation is forecasted for the day. Joint preparation and installation of Joint Seal shall be done during the same day.

Surface Preparation. Surface preparation shall be according to the joint seal manufacturer's written instructions.

After surface preparation is completed, the joint shall be cleaned of debris using compressed air with a minimum pressure of 90 psi (620 kPa). The air compressor shall be equipped with traps to prevent the inclusion of water and/or oil in the air line. The compressed air shall be according to the cleanliness requirements of ASTM D 4285.

When priming is required per the manufacturer's instruction, this operation shall immediately follow cleaning.

Joint Installation. The Joint installation shall be per the manufacturer's instructions; special attention shall be given to ensure the joint seal is properly recessed below the top of the riding surface as recommended by the manufacturer.

For bonded joint seals the seal shall be inserted into the joint and held tightly against both sides of the joint until sufficient bond strength has been developed to resist the expected expansion forces.

Opening to traffic. As these joint systems are supposed to be recessed below the top of the riding surface, there should be no restriction, based on the joint seal installation, on when these joints can be reopened to traffic.

Method of Measurement. The installed prefabricated joint seal will not be measured for payment.

Basis of Payment. The prefabricated joint seal will not be paid for separately but shall be considered included in the cost of the adjacent concrete work involved.

BAR SPLICERS, HEADED REINFORCEMENT

Effective: September 2, 2022

Revised: October 27, 2023

Add the following to Article 508.08(b):

When bar splicers are epoxy-coated, all damaged or uncoated areas near the threaded ends shall be coated with a two-part epoxy according to ASTM D 3963 (D 3963M). All threaded ends of Stage II construction threaded splicer bars shall be coated according to ASTM D 3963 or dipped in an epoxy-mastic primer prior to joining the Stage II construction threaded splicer bar to the threaded coupler.

Add the following Article 508.02 (d)

Bar Terminators 1006.10(a)(1)h

Add the following paragraph after Article 508.08 (c):

Bar terminators are threaded, headed attachments to reinforcement to form headed reinforcement. When specified on the plans, a bar terminator shall be attached to the designated reinforcement for development.

Add the following 4th paragraph to Article 508.11:

Bar Terminators will be paid for at the contract unit price per each for BAR TERMINATORS.

Add the following to Article 1006.10(a)(1)g:

For bar splicers with welded connections between the threaded coupler and threaded rod, the Stage I construction threaded splicer bar shall be welded to the threaded coupler using an all-around fillet weld.

Add the following Article 1006.10(a)(1)h:

Bar Terminators. Designated bars shall use a bar terminator to form headed reinforcement. Headed reinforcement shall conform to ASTM A970 with threaded attachment; Class HA; and reinforcement bars conforming to ASTM A706, except the connection strength of the bar terminator to the reinforcement bar shall meet, in tension, at least 125 percent of the specified yield strength of the reinforcement bar. The bar terminator shall be on the Department's qualified product list.

When the reinforcement bar to receive the bar terminator is epoxy coated, the bar terminator shall also be epoxy coated according to ASTM A 775 (A 775M)

AGGREGATE SUBGRADE IMPROVEMENT (BDE)

Effective: April 1, 2012

Revised: April 1, 2022

Add the following Section to the Standard Specifications:

“SECTION 303. AGGREGATE SUBGRADE IMPROVEMENT

303.01 Description. This work shall consist of constructing an aggregate subgrade improvement (ASI).

303.02 Materials. Materials shall be according to the following.

Item	Article/Section
(a) Coarse Aggregate	1004.07
(b) Reclaimed Asphalt Pavement (RAP)	1031.09

303.03 Equipment. The vibratory roller shall be according to Article 1101.01, or as approved by the Engineer. Vibratory machines, such as tampers, shall be used in areas where rollers do not fit.

303.04 Soil Preparation. The minimum immediate bearing value (IBV) of the soil below the improved subgrade shall be according to the Department's "Subgrade Stability Manual" for the aggregate thickness specified.

303.05 Placing and Compacting. The maximum nominal lift thickness of aggregate gradations CA 2, CA 6, and CA 10 when compacted shall be 9 in. (225 mm). The maximum nominal lift thickness of aggregate gradations CS 1, CS 2, and RR 1 when compacted shall be 24 in. (600 mm).

The top surface of the aggregate subgrade improvement shall consist of a layer of capping aggregate gradations CA 6 or CA 10 that is 3 in. (75 mm) thick after compaction. Capping aggregate will not be required when aggregate subgrade improvement is used as a cubic yard pay item for undercut applications.

Each lift of aggregate shall be compacted to the satisfaction of the Engineer. If the moisture content of the material is such that compaction cannot be obtained, sufficient water shall be added so that satisfactory compaction can be obtained.

303.06 Finishing and Maintenance. The aggregate subgrade improvement shall be finished to the lines, grades, and cross sections shown on the plans, or as directed by the Engineer. The aggregate subgrade improvement shall be maintained in a smooth and compacted condition.

303.07 Method of Measurement. This work will be measured for payment according to Article 311.08.

303.08 Basis of Payment. This work will be paid for at the contract unit price per cubic yard (cubic meter) or ton (metric ton) for AGGREGATE SUBGRADE IMPROVEMENT or at the contract unit price per square yard (square meter) for AGGREGATE SUBGRADE IMPROVEMENT, of the thickness specified."

Add the following to Section 1004 of the Standard Specifications:

"1004.07 Coarse Aggregate for Aggregate Subgrade Improvement (ASI). The aggregate shall be according to Article 1004.01 and the following.

(a) Description. The coarse aggregate shall be crushed gravel, crushed stone, or crushed concrete. In applications where greater than 24 in. (600 mm) of ASI material is required, gravel may be used below the top 12 in (300 mm) of ASI.

(b) Quality. The coarse aggregate shall consist of sound durable particles reasonably free of deleterious materials.

(c) Gradation.

(1) The coarse aggregate gradation for total ASI thickness less than or equal to 12 in. (300 mm) shall be CA 2, CA 6, CA 10, or CS 1.

The coarse aggregate gradation for total ASI thickness greater than 12 in. (300 mm) shall be CS 1 or CS 2 as shown below or RR 1 according to Article 1005.01(c).

Grad No.	COARSE AGGREGATE SUBGRADE GRADATIONS				
	Sieve Size and Percent Passing				
	8"	6"	4"	2"	#4
CS 1	100	97 ± 3	90 ± 10	45 ± 25	20 ± 20
CS 2		100	80 ± 10	25 ± 15	

Grad No.	COARSE AGGREGATE SUBGRADE GRADATIONS (Metric)				
	Sieve Size and Percent Passing				
	200 mm	150 mm	100 mm	50 mm	4.75 mm
CS 1	100	97 ± 3	90 ± 10	45 ± 25	20 ± 20
CS 2		100	80 ± 10	25 ± 15	

(2) Capping aggregate shall be gradation CA 6 or CA 10."

Add the following to Article 1031.09 of the Standard Specifications:

“(b) RAP in Aggregate Subgrade Improvement (ASI). RAP in ASI shall be according to Articles 1031.01(a), 1031.02(a), 1031.06(a)(1), and 1031.06(a)(2), and the following.

- (1) The testing requirements of Article 1031.03 shall not apply.
- (2) Crushed RAP used for the lower lift may be mechanically blended with aggregate gradations CS 1, CS 2, and RR 1 but it shall be no greater than 40 percent of the total product volume. RAP agglomerations shall be no greater than 4 in. (100 mm).
- (3) For capping aggregate, well graded RAP having 100 percent passing the 1 1/2 in. (38 mm) sieve may be used when aggregate gradations CS 1, CS 2, CA 2, or RR 1 are used in the lower lift. FRAP will not be permitted as capping material.

Blending shall be through calibrated interlocked feeders or a calibrated blending plant such that the prescribed blending percentage is maintained throughout the blending process. The calibration shall have an accuracy of ± 2.0 percent of the actual quantity of material delivered.”

BITUMINOUS MATERIALS COST ADJUSTMENTS (BDE)

Effective: November 2, 2006

Revised: August 1, 2017

Description. Bituminous material cost adjustments will be made to provide additional compensation to the Contractor, or credit to the Department, for fluctuations in the cost of bituminous materials when optioned by the Contractor. The bidder shall indicate with their bid whether or not this special provision will be part of the contract.

The adjustments shall apply to permanent and temporary hot-mix asphalt (HMA) mixtures, bituminous surface treatments (cover and seal coats), and preventative maintenance type surface treatments that are part of the original proposed construction, or added as extra work and paid for by agreed unit prices. The adjustments shall not apply to bituminous prime coats, tack coats, crack filling/sealing, joint filling/sealing, or extra work paid for at a lump sum price or by force account.

Method of Adjustment. Bituminous materials cost adjustments will be computed as follows.

$$CA = (BPI_P - BPI_L) \times (\%AC_V / 100) \times Q$$

Where: CA = Cost Adjustment, \$.
BPI_P = Bituminous Price Index, as published by the Department for the month the work is performed, \$/ton (\$/metric ton).
BPI_L = Bituminous Price Index, as published by the Department for the month prior to the letting for work paid for at the contract price; or for the month the agreed unit price letter is submitted by the Contractor for extra work paid for by agreed unit price, \$/ton (\$/metric ton).
%AC_V = Percent of virgin Asphalt Cement in the Quantity being adjusted. For HMA mixtures, the % AC_V will be determined from the adjusted job mix formula. For bituminous materials applied, a performance graded or cutback asphalt will be considered to be 100% AC_V and undiluted emulsified asphalt will be considered to be 65% AC_V.
Q = Authorized construction Quantity, tons (metric tons) (see below).

For HMA mixtures measured in square yards: $Q, \text{ tons} = A \times D \times (G_{mb} \times 46.8) / 2000$. For HMA mixtures measured in square meters: $Q, \text{ metric tons} = A \times D \times (G_{mb} \times 1) / 1000$. When computing adjustments for full-depth HMA pavement, separate calculations will be made for the binder and surface courses to account for their different G_{mb} and % AC_V.

For bituminous materials measured in gallons: $Q, \text{ tons} = V \times 8.33 \text{ lb/gal} \times SG / 2000$
For bituminous materials measured in liters: $Q, \text{ metric tons} = V \times 1.0 \text{ kg/L} \times SG / 1000$

Where: A = Area of the HMA mixture, sq yd (sq m).
D = Depth of the HMA mixture, in. (mm).
 G_{mb} = Average bulk specific gravity of the mixture, from the approved mix design.
V = Volume of the bituminous material, gal (L).
SG = Specific Gravity of bituminous material as shown on the bill of lading.

Basis of Payment. Bituminous materials cost adjustments may be positive or negative but will only be made when there is a difference between the BPI_L and BPI_P in excess of five percent, as calculated by:

$$\text{Percent Difference} = \{(BPI_L - BPI_P) \div BPI_L\} \times 100$$

Bituminous materials cost adjustments will be calculated for each calendar month in which applicable bituminous material is placed; and will be paid or deducted when all other contract requirements for the work placed during the month are satisfied. The adjustments shall not apply during contract time subject to liquidated damages for completion of the entire contract.

CEMENT, TYPE IL (BDE)

Effective: August 1, 2023

Add the following to Article 302.02 of the Standard Specifications:

“(k) Type IL Portland-Limestone Cement1001”

Revise Note 2 of Article 352.02 of the Standard Specifications to read:

“Note 2. Either Type I or Type IA portland cement or Type IL portland-limestone cement shall be used.”

Revise Note 1 of Article 404.02 of the Standard Specifications to read:

“Note 1. The cement shall be Type I portland cement or Type IL portland-limestone cement.”

Revise Article 1019.02(a) of the Standard Specifications to read:

“(a) Cement, Type I or IL1001”

COMPENSABLE DELAY COSTS (BDE)

Effective: June 2, 2017

Revised: April 1, 2019

Revise Article 107.40(b) of the Standard Specifications to read:

“(b) Compensation. Compensation will not be allowed for delays, inconveniences, or damages sustained by the Contractor from conflicts with facilities not meeting the above definition; or if a conflict with a utility in an unanticipated location does not cause a shutdown of the work or a documentable reduction in the rate of progress exceeding the limits set herein. The provisions of Article 104.03 notwithstanding, compensation for delays caused by a utility in an unanticipated location will be paid according to the provisions of this Article governing minor and major delays or reduced rate of production which are defined as follows.

- (1) Minor Delay. A minor delay occurs when the work in conflict with the utility in an unanticipated location is completely stopped for more than two hours, but not to exceed two weeks.
- (2) Major Delay. A major delay occurs when the work in conflict with the utility in an unanticipated location is completely stopped for more than two weeks.
- (3) Reduced Rate of Production Delay. A reduced rate of production delay occurs when the rate of production on the work in conflict with the utility in an unanticipated location decreases by more than 25 percent and lasts longer than seven calendar days.”

Revise Article 107.40(c) of the Standard Specifications to read:

“(c) Payment. Payment for Minor, Major, and Reduced Rate of Production Delays will be made as follows.

- (1) Minor Delay. Labor idled which cannot be used on other work will be paid for according to Article 109.04(b)(1) and (2) for the time between start of the delay and the minimum remaining hours in the work shift required by the prevailing practice in the area.

Equipment idled which cannot be used on other work, and which is authorized to standby on the project site by the Engineer, will be paid for according to Article 109.04(b)(4).

- (2) Major Delay. Labor will be the same as for a minor delay.

Equipment will be the same as for a minor delay, except Contractor-owned equipment will be limited to two weeks plus the cost of move-out to either the Contractor's yard or another job and the cost to re-mobilize, whichever is less. Rental equipment may be paid for longer than two weeks provided the Contractor presents adequate support to the Department (including lease agreement) to show retaining equipment on the job is the most economical course to follow and in the public interest.

- (3) Reduced Rate of Production Delay. The Contractor will be compensated for the reduced productivity for labor and equipment time in excess of the 25 percent threshold for that portion of the delay in excess of seven calendar days. Determination of compensation will be in accordance with Article 104.02, except labor and material additives will not be permitted.

Payment for escalated material costs, escalated labor costs, extended project overhead, and extended traffic control will be determined according to Article 109.13.”

Revise Article 108.04(b) of the Standard Specifications to read:

“(b) No working day will be charged under the following conditions.

- (1) When adverse weather prevents work on the controlling item.
- (2) When job conditions due to recent weather prevent work on the controlling item.
- (3) When conduct or lack of conduct by the Department or its consultants, representatives, officers, agents, or employees; delay by the Department in making the site available; or delay in furnishing any items required to be furnished to the Contractor by the Department prevents work on the controlling item.
- (4) When delays caused by utility or railroad adjustments prevent work on the controlling item.

(5) When strikes, lock-outs, extraordinary delays in transportation, or inability to procure critical materials prevent work on the controlling item, as long as these delays are not due to any fault of the Contractor.

(6) When any condition over which the Contractor has no control prevents work on the controlling item."

Revise Article 109.09(f) of the Standard Specifications to read:

"(f) Basis of Payment. After resolution of a claim in favor of the Contractor, any adjustment in time required for the work will be made according to Section 108. Any adjustment in the costs to be paid will be made for direct labor, direct materials, direct equipment, direct jobsite overhead, direct offsite overhead, and other direct costs allowed by the resolution. Adjustments in costs will not be made for interest charges, loss of anticipated profit, undocumented loss of efficiency, home office overhead and unabsorbed overhead other than as allowed by Article 109.13, lost opportunity, preparation of claim expenses and other consequential indirect costs regardless of method of calculation.

The above Basis of Payment is an essential element of the contract and the claim cost recovery of the Contractor shall be so limited."

Add the following to Section 109 of the Standard Specifications.

"109.13 Payment for Contract Delay. Compensation for escalated material costs, escalated labor costs, extended project overhead, and extended traffic control will be allowed when such costs result from a delay meeting the criteria in the following table.

Contract Type	Cause of Delay	Length of Delay
Working Days	Article 108.04(b)(3) or Article 108.04(b)(4)	No working days have been charged for two consecutive weeks.
Completion Date	Article 108.08(b)(1) or Article 108.08(b)(7)	The Contractor has been granted a minimum two week extension of contract time, according to Article 108.08.

Payment for each of the various costs will be according to the following.

(a) Escalated Material and/or Labor Costs. When the delay causes work, which would have otherwise been completed, to be done after material and/or labor costs have increased, such increases will be paid. Payment for escalated material costs will be limited to the increased costs substantiated by documentation furnished by the Contractor. Payment for escalated labor costs will be limited to those items in Article 109.04(b)(1) and (2), except the 35 percent and 10 percent additives will not be permitted.

(b) Extended Project Overhead. For the duration of the delay, payment for extended project overhead will be paid as follows.

(1) Direct Jobsite and Offsite Overhead. Payment for documented direct jobsite overhead and documented direct offsite overhead, including onsite supervisory and administrative personnel, will be allowed according to the following table.

Original Contract Amount	Supervisory and Administrative Personnel
Up to \$5,000,000	One Project Superintendent
Over \$ 5,000,000 - up to \$25,000,000	One Project Manager, One Project Superintendent or Engineer, and One Clerk
Over \$25,000,000 - up to \$50,000,000	One Project Manager, One Project Superintendent, One Engineer, and One Clerk
Over \$50,000,000	One Project Manager, Two Project Superintendents, One Engineer, and One Clerk

(2) Home Office and Unabsorbed Overhead. Payment for home office and unabsorbed overhead will be calculated as 8 percent of the total delay cost.

(c) Extended Traffic Control. Traffic control required for an extended period of time due to the delay will be paid for according to Article 109.04.

When an extended traffic control adjustment is paid under this provision, an adjusted unit price as provided for in Article 701.20(a) for increase or decrease in the value of work by more than ten percent will not be paid.

Upon payment for a contract delay under this provision, the Contractor shall assign subrogation rights to the Department for the Department's efforts of recovery from any other party for monies paid by the Department as a result of any claim under this provision. The Contractor shall fully cooperate with the Department in its efforts to recover from another party any money paid to the Contractor for delay damages under this provision."

DISADVANTAGED BUSINESS ENTERPRISE PARTICIPATION (BDE)

Effective: September 1, 2000

Revised: March 2, 2019

FEDERAL OBLIGATION. The Department of Transportation, as a recipient of federal financial assistance, is required to take all necessary and reasonable steps to ensure nondiscrimination in the award and administration of contracts. Consequently, the federal regulatory provisions of 49 CFR Part 26 apply to this contract concerning the utilization of disadvantaged business enterprises. For the purposes of this Special Provision, a disadvantaged business enterprise

(DBE) means a business certified by the Department in accordance with the requirements of 49 CFR Part 26 and listed in the Illinois Unified Certification Program (IL UCP) DBE Directory.

STATE OBLIGATION. This Special Provision will also be used by the Department to satisfy the requirements of the Business Enterprise for Minorities, Females, and Persons with Disabilities Act, 30 ILCS 575. When this Special Provision is used to satisfy state law requirements on 100 percent state-funded contracts, the federal government has no involvement in such contracts (not a federal-aid contract) and no responsibility to oversee the implementation of this Special Provision by the Department on those contracts. DBE participation on 100 percent state-funded contracts will not be credited toward fulfilling the Department's annual overall DBE goal required by the US Department of Transportation to comply with the federal DBE program requirements.

CONTRACTOR ASSURANCE. The Contractor makes the following assurance and agrees to include the assurance in each subcontract the Contractor signs with a subcontractor.

The Contractor, subrecipient, or subcontractor shall not discriminate on the basis of race, color, national origin, or sex in the performance of this contract. The Contractor shall carry out applicable requirements of 49 CFR Part 26 in the award and administration of contracts funded in whole or in part with federal or state funds. Failure by the Contractor to carry out these requirements is a material breach of this contract, which may result in the termination of this contract or such other remedy as the recipient deems appropriate, which may include, but is not limited to:

- (a) Withholding progress payments;
- (b) Assessing sanctions;
- (c) Liquidated damages; and/or
- (d) Disqualifying the Contractor from future bidding as non-responsible.

OVERALL GOAL SET FOR THE DEPARTMENT. As a requirement of compliance with 49 CFR Part 26, the Department has set an overall goal for DBE participation in its federally assisted contracts. That goal applies to all federal-aid funds the Department will expend in its federally assisted contracts for the subject reporting fiscal year. The Department is required to make a good faith effort to achieve the overall goal. The dollar amount paid to all approved DBE companies performing work called for in this contract is eligible to be credited toward fulfillment of the Department's overall goal.

CONTRACT GOAL TO BE ACHIEVED BY THE CONTRACTOR. This contract includes a specific DBE utilization goal established by the Department. The goal has been included because the Department has determined the work of this contract has subcontracting opportunities that may be suitable for performance by DBE companies. The determination is based on an assessment of the type of work, the location of the work, and the availability of DBE companies to do a part of the work. The assessment indicates, in the absence of unlawful discrimination and in an arena of fair and open competition, DBE companies can be expected to perform **2.00%** of the work. This percentage is set as the DBE participation goal for this contract. Consequently, in addition to the other award criteria established for this contract, the Department will only award this contract to a bidder who makes a good faith effort to meet this goal of DBE participation in the performance of the work. A bidder makes a good faith effort for award consideration if either of the following is done in accordance with the procedures set for in this Special Provision:

- (a) The bidder documents enough DBE participation has been obtained to meet the goal or,
- (b) The bidder documents a good faith effort has been made to meet the goal, even though the effort did not succeed in obtaining enough DBE participation to meet the goal.

DBE LOCATOR REFERENCES. Bidders shall consult the IL UCP DBE Directory as a reference source for DBE-certified companies. In addition, the Department maintains a letting and item specific DBE locator information system whereby DBE companies can register their interest in providing quotes on particular bid items advertised for letting. Information concerning DBE companies willing to quote work for particular contracts may be obtained by contacting the Department's Bureau of Small Business Enterprises at telephone number (217) 785-4611, or by visiting the Department's website at:
<http://www.idot.illinois.gov/doing-business/certifications/disadvantaged-business-enterprise-certification/il-ucp-directory/index>.

BIDDING PROCEDURES. Compliance with this Special Provision is a material bidding requirement and failure of the bidder to comply will render the bid not responsive.

The bidder shall submit a DBE Utilization Plan (form SBE 2026), and a DBE Participation Statement (form SBE 2025) for each DBE company proposed for the performance of work to achieve the contract goal, with the bid. If the Utilization Plan indicates the contract goal will not be met, documentation of good faith efforts shall also be submitted. The documentation of good faith efforts must include copies of each DBE and non-DBE subcontractor quote submitted to the bidder when a non-DBE subcontractor is selected over a DBE for work on the contract. The required forms and documentation must be submitted as a single .pdf file using the "Integrated Contractor Exchange (iCX)" application within the Department's "EBids System".

The Department will not accept a Utilization Plan if it does not meet the bidding procedures set forth herein and the bid will be declared not responsive. In the event the bid is declared not responsive, the Department may elect to cause the forfeiture of the penal sum of the bidder's proposal guaranty and may deny authorization to bid the project if re-advertised for bids.

GOOD FAITH EFFORT PROCEDURES. The contract will not be awarded until the Utilization Plan is approved. All information submitted by the bidder must be complete, accurate and adequately document enough DBE participation has been obtained or document the good faith efforts of the bidder, in the event enough DBE participation has not been obtained, before the Department will commit to the performance of the contract by the bidder. The Utilization Plan will be approved by the Department if the Utilization Plan documents sufficient commercially useful DBE work to meet the contract goal or the bidder submits sufficient documentation of a good faith effort to meet the contract goal pursuant to 49 CFR Part 26, Appendix A. This means the bidder must show that all necessary and reasonable steps were taken to achieve the contract goal. Necessary and reasonable steps are those which, by their scope, intensity and appropriateness to the objective, could reasonably be expected to obtain sufficient DBE participation, even if they were not successful. The Department will consider the quality, quantity, and intensity of the kinds of efforts the bidder has made. Mere *pro forma* efforts, in other words efforts done as a matter of form, are not good faith efforts; rather, the bidder is expected to have taken genuine efforts that would be reasonably expected of a bidder actively and aggressively trying to obtain DBE participation sufficient to meet the contract goal.

- (a) The following is a list of types of action that the Department will consider as part of the evaluation of the bidder's good faith efforts to obtain participation. These listed factors are not intended to be a mandatory checklist and are not intended to be exhaustive. Other factors or efforts brought to the attention of the Department may be relevant in appropriate cases and will be considered by the Department.
- (1) Soliciting through all reasonable and available means (e.g. attendance at pre-bid meetings, advertising and/or written notices) the interest of all certified DBE companies that have the capability to perform the work of the contract. The bidder must solicit this interest within sufficient time to allow the DBE companies to respond to the solicitation. The bidder must determine with certainty if the DBE companies are interested by taking appropriate steps to follow up initial solicitations.
 - (2) Selecting portions of the work to be performed by DBE companies in order to increase the likelihood that the DBE goals will be achieved. This includes, where appropriate, breaking out contract work items into economically feasible units to facilitate DBE participation, even when the Contractor might otherwise prefer to perform these work items with its own forces.
 - (3) Providing interested DBE companies with adequate information about the plans, specifications, and requirements of the contract in a timely manner to assist them in responding to a solicitation.
 - (4) a. Negotiating in good faith with interested DBE companies. It is the bidder's responsibility to make a portion of the work available to DBE subcontractors and suppliers and to select those portions of the work or material needs consistent with the available DBE subcontractors and suppliers, so as to facilitate DBE participation. Evidence of such negotiation includes the names, addresses, and telephone numbers of DBE companies that were considered; a description of the information provided regarding the plans and specifications for the work selected for subcontracting; and evidence as to why additional agreements could not be reached for DBE companies to perform the work.

b. A bidder using good business judgment would consider a number of factors in negotiating with subcontractors, including DBE subcontractors, and would take a firm's price and capabilities as well as contract goals into consideration. However, the fact that there may be some additional costs involved in finding and using DBE companies is not in itself sufficient reason for a bidder's failure to meet the contract DBE goal, as long as such costs are reasonable. Also the ability or desire of a bidder to perform the work of a contract with its own organization does not relieve the bidder of the responsibility to make good faith efforts. Bidders are not, however, required to accept higher quotes from DBE companies if the price difference is excessive or unreasonable. In accordance with the above Bidding Procedures, the documentation of good faith efforts must include copies of each DBE and non-DBE subcontractor quote submitted to the bidder when a non-DBE subcontractor was selected over a DBE for work on the contract.
 - (5) Not rejecting DBE companies as being unqualified without sound reasons based on a thorough investigation of their capabilities. The bidder's standing within its industry, membership in specific groups, organizations, or associations and political or social affiliations (for example union vs. non-union employee status) are not legitimate

causes for the rejection or non-solicitation of bids in the bidder's efforts to meet the project goal.

- (6) Making efforts to assist interested DBE companies in obtaining bonding, lines of credit, or insurance as required by the recipient or Contractor.
 - (7) Making efforts to assist interested DBE companies in obtaining necessary equipment, supplies, materials, or related assistance or services.
 - (8) Effectively using the services of available minority/women community organizations; minority/women contractors' groups; local, state, and federal minority/women business assistance offices; and other organizations as allowed on a case-by-case basis to provide assistance in the recruitment and placement of DBE companies.
- (b) If the Department determines the bidder has made a good faith effort to secure the work commitment of DBE companies to meet the contract goal, the Department will award the contract provided it is otherwise eligible for award. If the Department determines the bidder has failed to meet the requirements of this Special Provision or that a good faith effort has not been made, the Department will notify the responsible company official designated in the Utilization Plan that the bid is not responsive. The notification will also include a statement of reasons for the adverse determination. If the Utilization Plan is not approved because it is deficient as a technical matter, unless waived by the Department, the bidder will be notified and will be allowed no more than a five calendar day period to cure the deficiency.
- (c) The bidder may request administrative reconsideration of an adverse determination by emailing the Department at "DOT.DBE.UP@illinois.gov" within the five calendar days after the receipt of the notification of the determination. The determination shall become final if a request is not made on or before the fifth calendar day. A request may provide additional written documentation or argument concerning the issues raised in the determination statement of reasons, provided the documentation and arguments address efforts made prior to submitting the bid. The request will be reviewed by the Department's Reconsideration Officer. The Reconsideration Officer will extend an opportunity to the bidder to meet in person to consider all issues of documentation and whether the bidder made a good faith effort to meet the goal. After the review by the Reconsideration Officer, the bidder will be sent a written decision within ten working days after receipt of the request for reconsideration, explaining the basis for finding that the bidder did or did not meet the goal or make adequate good faith efforts to do so. A final decision by the Reconsideration Officer that a good faith effort was made shall approve the Utilization Plan submitted by the bidder and shall clear the contract for award. A final decision that a good faith effort was not made shall render the bid not responsive.

CALCULATING DBE PARTICIPATION. The Utilization Plan values represent work anticipated to be performed and paid for upon satisfactory completion. The Department is only able to count toward the achievement of the overall goal and the contract goal the value of payments made for the work actually performed by DBE companies. In addition, a DBE must perform a commercially useful function on the contract to be counted. A commercially useful function is generally performed when the DBE is responsible for the work and is carrying out its responsibilities by actually performing, managing, and supervising the work involved. The Department and Contractor are governed by the provisions of 49 CFR Part 26.55(c) on questions of commercially

useful functions as it affects the work. Specific counting guidelines are provided in 49 CFR Part 26.55, the provisions of which govern over the summary contained herein.

- (a) DBE as the Contractor: 100 percent goal credit for that portion of the work performed by the DBE's own forces, including the cost of materials and supplies. Work that a DBE subcontracts to a non-DBE does not count toward the DBE goals.
- (b) DBE as a joint venture Contractor: 100 percent goal credit for that portion of the total dollar value of the contract equal to the distinct, clearly defined portion of the work performed by the DBE's own forces.
- (c) DBE as a subcontractor: 100 percent goal credit for the work of the subcontract performed by the DBE's own forces, including the cost of materials and supplies, excluding the purchase of materials and supplies or the lease of equipment by the DBE subcontractor from the Contractor or its affiliates. Work that a DBE subcontractor in turn subcontracts to a non-DBE does not count toward the DBE goal.
- (d) DBE as a trucker: 100 percent goal credit for trucking participation provided the DBE is responsible for the management and supervision of the entire trucking operation for which it is responsible. At least one truck owned, operated, licensed, and insured by the DBE must be used on the contract. Credit will be given for the following:
 - (1) The DBE may lease trucks from another DBE firm, including an owner-operator who is certified as a DBE. The DBE who leases trucks from another DBE receives credit for the total value of the transportation services the lessee DBE provides on the contract.
 - (2) The DBE may also lease trucks from a non-DBE firm, including from an owner-operator. The DBE who leases trucks from a non-DBE is entitled to credit only for the fee or commission it receives as a result of the lease arrangement.
- (e) DBE as a material supplier:
 - (1) 60 percent goal credit for the cost of the materials or supplies purchased from a DBE regular dealer.
 - (2) 100 percent goal credit for the cost of materials or supplies obtained from a DBE manufacturer.
 - (3) 100 percent credit for the value of reasonable fees and commissions for the procurement of materials and supplies if not a DBE regular dealer or DBE manufacturer.

CONTRACT COMPLIANCE. Compliance with this Special Provision is an essential part of the contract. The Department is prohibited by federal regulations from crediting the participation of a DBE included in the Utilization Plan toward either the contract goal or the Department's overall goal until the amount to be applied toward the goals has been paid to the DBE. The following administrative procedures and remedies govern the compliance by the Contractor with the contractual obligations established by the Utilization Plan. After approval of the Utilization Plan and award of the contract, the Utilization Plan and individual DBE Participation Statements become part of the contract. If the Contractor did not succeed in obtaining enough DBE

participation to achieve the advertised contract goal, and the Utilization Plan was approved and contract awarded based upon a determination of good faith, the total dollar value of DBE work calculated in the approved Utilization Plan as a percentage of the awarded contract value shall become the amended contract goal. All work indicated for performance by an approved DBE shall be performed, managed, and supervised by the DBE executing the DBE Participation Commitment Statement.

- (a) NO AMENDMENT. No amendment to the Utilization Plan may be made without prior written approval from the Department's Bureau of Small Business Enterprises. All requests for amendment to the Utilization Plan shall be emailed to the Department at DOT.DBE.UP@illinois.gov.
- (b) CHANGES TO WORK. Any deviation from the DBE condition-of-award or contract plans, specifications, or special provisions must be approved, in writing, by the Department as provided elsewhere in the Contract. The Contractor shall notify affected DBEs in writing of any changes in the scope of work which result in a reduction in the dollar amount condition-of-award to the contract. Where the revision includes work committed to a new DBE subcontractor, not previously involved in the project, then a Request for Approval of Subcontractor, Department form BC 260A or AER 260A, must be signed and submitted. If the commitment of work is in the form of additional tasks assigned to an existing subcontract, a new Request for Approval of Subcontractor will not be required. However, the Contractor must document efforts to assure the existing DBE subcontractor is capable of performing the additional work and has agreed in writing to the change.
- (c) SUBCONTRACT. The Contractor must provide copies of DBE subcontracts to the Department upon request. Subcontractors shall ensure that all lower tier subcontracts or agreements with DBEs to supply labor or materials be performed in accordance with this Special Provision.
- (d) ALTERNATIVE WORK METHODS. In addition to the above requirements for reductions in the condition of award, additional requirements apply to the two cases of Contractor-initiated work substitution proposals. Where the contract allows alternate work methods which serve to delete or create underruns in condition of award DBE work, and the Contractor selects that alternate method or, where the Contractor proposes a substitute work method or material that serves to diminish or delete work committed to a DBE and replace it with other work, then the Contractor must demonstrate one of the following:
 - (1) The replacement work will be performed by the same DBE (as long as the DBE is certified in the respective item of work) in a modification of the condition of award; or
 - (2) The DBE is aware its work will be deleted or will experience underruns and has agreed in writing to the change. If this occurs, the Contractor shall substitute other work of equivalent value to a certified DBE or provide documentation of good faith efforts to do so; or
 - (3) The DBE is not capable of performing the replacement work or has declined to perform the work at a reasonable competitive price. If this occurs, the Contractor shall substitute other work of equivalent value to a certified DBE or provide documentation of good faith efforts to do so.

- (e) TERMINATION AND REPLACEMENT PROCEDURES. The Contractor shall not terminate or replace a DBE listed on the approved Utilization Plan, or perform with other forces work designated for a listed DBE except as provided in this Special Provision. The Contractor shall utilize the specific DBEs listed to perform the work and supply the materials for which each is listed unless the Contractor obtains the Department's written consent as provided in subsection (a) of this part. Unless Department consent is provided for termination of a DBE subcontractor, the Contractor shall not be entitled to any payment for work or material unless it is performed or supplied by the DBE in the Utilization Plan.

As stated above, the Contractor shall not terminate or replace a DBE subcontractor listed in the approved Utilization Plan without prior written consent. This includes, but is not limited to, instances in which the Contractor seeks to perform work originally designated for a DBE subcontractor with its own forces or those of an affiliate, a non-DBE firm, or with another DBE firm. Written consent will be granted only if the Bureau of Small Business Enterprises agrees, for reasons stated in its concurrence document, that the Contractor has good cause to terminate or replace the DBE firm. Before transmitting to the Bureau of Small Business Enterprises any request to terminate and/or substitute a DBE subcontractor, the Contractor shall give notice in writing to the DBE subcontractor, with a copy to the Bureau, of its intent to request to terminate and/or substitute, and the reason for the request. The Contractor shall give the DBE five days to respond to the Contractor's notice. The DBE so notified shall advise the Bureau and the Contractor of the reasons, if any, why it objects to the proposed termination of its subcontract and why the Bureau should not approve the Contractor's action. If required in a particular case as a matter of public necessity, the Bureau may provide a response period shorter than five days.

For purposes of this paragraph, good cause includes the following circumstances:

- (1) The listed DBE subcontractor fails or refuses to execute a written contract;
- (2) The listed DBE subcontractor fails or refuses to perform the work of its subcontract in a way consistent with normal industry standards. Provided, however, that good cause does not exist if the failure or refusal of the DBE subcontractor to perform its work on the subcontract results from the bad faith or discriminatory action of the Contractor;
- (3) The listed DBE subcontractor fails or refuses to meet the Contractor's reasonable, nondiscriminatory bond requirements;
- (4) The listed DBE subcontractor becomes bankrupt, insolvent, or exhibits credit unworthiness;
- (5) The listed DBE subcontractor is ineligible to work on public works projects because of suspension and debarment proceedings pursuant 2 CFR Parts 180, 215 and 1200 or applicable state law.
- (6) The Contractor has determined the listed DBE subcontractor is not a responsible contractor;
- (7) The listed DBE subcontractor voluntarily withdraws from the projects and provides written notice to the Contractor of its withdrawal;
- (8) The listed DBE is ineligible to receive DBE credit for the type of work required;

- (9) A DBE owner dies or becomes disabled with the result that the listed DBE subcontractor is unable to complete its work on the contract;
- (10) Other documented good cause that compels the termination of the DBE subcontractor. Provided, that good cause does not exist if the Contractor seeks to terminate a DBE it relied upon to obtain the contract so that the Contractor can self-perform the work for which the DBE contractor was engaged or so that the Contractor can substitute another DBE or non-DBE contractor after contract award.

When a DBE is terminated or fails to complete its work on the Contract for any reason, the Contractor shall make a good faith effort to find another DBE to substitute for the original DBE to perform at least the same amount of work under the contract as the terminated DBE to the extent needed to meet the established Contract goal. The good faith efforts shall be documented by the Contractor. If the Department requests documentation under this provision, the Contractor shall submit the documentation within seven days, which may be extended for an additional seven days if necessary at the request of the Contractor. The Department will provide a written determination to the Contractor stating whether or not good faith efforts have been demonstrated.

- (f) FINAL PAYMENT. After the performance of the final item of work or delivery of material by a DBE and final payment therefore to the DBE by the Contractor, but not later than 30 calendar days after payment has been made by the Department to the Contractor for such work or material, the Contractor shall submit a DBE Payment Agreement on Department form SBE 2115 to the Resident Engineer. If full and final payment has not been made to the DBE, the DBE Payment Agreement shall indicate whether a disagreement as to the payment required exists between the Contractor and the DBE or if the Contractor believes the work has not been satisfactorily completed. If the Contractor does not have the full amount of work indicated in the Utilization Plan performed by the DBE companies indicated in the Utilization Plan and after good faith efforts are reviewed, the Department may deduct from contract payments to the Contractor the amount of the goal not achieved as liquidated and ascertained damages. The Contractor may request an administrative reconsideration of any amount deducted as damages pursuant to subsection (h) of this part.
- (g) ENFORCEMENT. The Department reserves the right to withhold payment to the Contractor to enforce the provisions of this Special Provision. Final payment shall not be made on the contract until such time as the Contractor submits sufficient documentation demonstrating achievement of the goal in accordance with this Special Provision or after liquidated damages have been determined and collected.
- (h) RECONSIDERATION. Notwithstanding any other provision of the contract, including but not limited to Article 109.09 of the Standard Specifications, the Contractor may request administrative reconsideration of a decision to deduct the amount of the goal not achieved as liquidated damages. A request to reconsider shall be delivered to the Contract Compliance Section and shall be handled and considered in the same manner as set forth in paragraph (c) of "Good Faith Effort Procedures" of this Special Provision, except a final decision that a good faith effort was not made during contract performance to achieve the goal agreed to in the Utilization Plan shall be the final administrative decision of the Department. The result of the reconsideration process is not administratively appealable to the U.S. Department of Transportation.

FUEL COST ADJUSTMENT (BDE)

Effective: April 1, 2009

Revised: August 1, 2017

Description. Fuel cost adjustments will be made to provide additional compensation to the Contractor, or a credit to the Department, for fluctuations in fuel prices when optioned by the Contractor. The bidder shall indicate with their bid whether or not this special provision will be part of the contract. Failure to indicate "Yes" for any category of work will make that category of work exempt from fuel cost adjustment.

General. The fuel cost adjustment shall apply to contract pay items as grouped by category. The adjustment shall only apply to those categories of work checked "Yes", and only when the cumulative plan quantities for a category exceed the required threshold. Adjustments to work items in a category, either up or down, and extra work paid for by agreed unit price will be subject to fuel cost adjustment only when the category representing the added work was subject to the fuel cost adjustment. Extra work paid for at a lump sum price or by force account will not be subject to fuel cost adjustment. Category descriptions and thresholds for application and the fuel usage factors which are applicable to each are as follows:

(a) Categories of Work.

- (1) Category A: Earthwork. Contract pay items performed under Sections 202, 204, and 206 including any modified standard or nonstandard items where the character of the work to be performed is considered earthwork. The cumulative total of all applicable item plan quantities shall exceed 25,000 cu yd (20,000 cu m). Included in the fuel usage factor is a weighted average 0.10 gal/cu yd (0.50 liters/cu m) factor for trucking.
- (2) Category B: Subbases and Aggregate Base Courses. Contract pay items constructed under Sections 311, 312 and 351 including any modified standard or nonstandard items where the character of the work to be performed is considered construction of a subbase or aggregate, stabilized or modified base course. The cumulative total of all applicable item plan quantities shall exceed 5000 tons (4500 metric tons). Included in the fuel usage factor is a 0.60 gal/ton (2.50 liters/metric ton) factor for trucking.
- (3) Category C: Hot-Mix Asphalt (HMA) Bases, Pavements and Shoulders. Contract pay items constructed under Sections 355, 406, 407 and 482 including any modified standard or nonstandard items where the character of the work to be performed is considered HMA bases, pavements and shoulders. The cumulative total of all applicable item plan quantities shall exceed 5000 tons (4500 metric tons). Included in the fuel usage factor is 0.60 gal/ton (2.50 liters/metric ton) factor for trucking.
- (4) Category D: Portland Cement Concrete (PCC) Bases, Pavements and Shoulders. Contract pay items constructed under Sections 353, 420, 421 and 483 including any modified standard or nonstandard items where the character of the work to be performed is considered PCC base, pavement or shoulder. The cumulative total of all applicable item plan quantities shall exceed 7500 sq yd (6000 sq m). Included in the fuel usage factor is 1.20 gal/cu yd (5.94 liters/cu m) factor for trucking.
- (5) Category E: Structures. Structure items having a cumulative bid price that exceeds \$250,000 for pay items constructed under Sections 502, 503, 504, 505, 512, 516 and

540 including any modified standard or nonstandard items where the character of the work to be performed is considered structure work when similar to that performed under these sections and not included in categories A through D.

(b) Fuel Usage Factors.

English Units		
Category	Factor	Units
A - Earthwork	0.34	gal / cu yd
B – Subbase and Aggregate Base courses	0.62	gal / ton
C – HMA Bases, Pavements and Shoulders	1.05	gal / ton
D – PCC Bases, Pavements and Shoulders	2.53	gal / cu yd
E – Structures	8.00	gal / \$1000

Metric Units		
Category	Factor	Units
A - Earthwork	1.68	liters / cu m
B – Subbase and Aggregate Base courses	2.58	liters / metric ton
C – HMA Bases, Pavements and Shoulders	4.37	liters / metric ton
D – PCC Bases, Pavements and Shoulders	12.52	liters / cu m
E – Structures	30.28	liters / \$1000

(c) Quantity Conversion Factors.

Category	Conversion	Factor
B	sq yd to ton	0.057 ton / sq yd / in depth
	sq m to metric ton	0.00243 metric ton / sq m / mm depth
C	sq yd to ton	0.056 ton / sq yd / in depth
	sq m to metric ton	0.00239 m ton / sq m / mm depth
D	sq yd to cu yd	0.028 cu yd / sq yd / in depth
	sq m to cu m	0.001 cu m / sq m / mm depth

Method of Adjustment. Fuel cost adjustments will be computed as follows.

$$CA = (FPI_P - FPI_L) \times FUF \times Q$$

Where: CA = Cost Adjustment, \$
 FPI_P = Fuel Price Index, as published by the Department for the month the work is performed, \$/gal (\$/liter)
 FPI_L = Fuel Price Index, as published by the Department for the month prior to the letting for work paid for at the contract price; or for the month the agreed unit price letter is submitted by the Contractor for extra work paid for by agreed unit price, \$/gal (\$/liter)
 FUF = Fuel Usage Factor in the pay item(s) being adjusted
 Q = Authorized construction Quantity, tons (metric tons) or cu yd (cu m)

The entire FUF indicated in paragraph (b) will be used regardless of use of trucking to perform the work.

Basis of Payment. Fuel cost adjustments may be positive or negative but will only be made when there is a difference between the FPI_L and FPI_P in excess of five percent, as calculated by:

$$\text{Percent Difference} = \{(FPI_L - FPI_P) \div FPI_L\} \times 100$$

Fuel cost adjustments will be calculated for each calendar month in which applicable work is performed; and will be paid or deducted when all other contract requirements for the items of work are satisfied. The adjustments shall not apply during contract time subject to liquidated damages for completion of the entire contract.

HOT-MIX ASPHALT (BDE)

Effective: January 1, 2024

Revise the second paragraph of Articles 1030.07(a)(11) and 1030.08(a)(9) of the Standard Specifications to read:

“When establishing the target density, the HMA maximum theoretical specific gravity (G_{mm}) will be based on the running average of four available Department test results for that project. If less than four G_{mm} test results are available, an average of all available Department test results for that project will be used. The initial G_{mm} will be the last available Department test result from a QMP project. If there is no available Department test result from a QMP project, the Department mix design verification test result will be used as the initial G_{mm} .”

In the Supplemental Specifications, replace the revision for the end of the third paragraph of Article 1030.09(h)(2) with the following:

“When establishing the target density, the HMA maximum theoretical specific gravity (G_{mm}) will be the Department mix design verification test result.”

Revise the tenth paragraph of Article 1030.10 of the Standard Specifications to read:

“Production is not required to stop after a test strip has been constructed.”

HOT-MIX ASPHALT – LONGITUDINAL JOINT SEALANT (BDE)

Effective: November 1, 2022

Revised: August 1, 2023

Add the following after the second sentence in the eighth paragraph of Article 406.06(h)(2) of the Standard Specifications:

“If rain is forecasted and traffic is to be on the LJS or if pickup/tracking of the LJS material is likely, the LJS shall be covered immediately following its application with FA 20 fine aggregate mechanically spread uniformly at a rate of 1.5 ± 0.5 lb/sq yd (0.75 ± 0.25 kg/sq m). Fine aggregate landing outside of the LJS shall be removed prior to application of tack coat.”

Add the following after the first sentence in the ninth paragraph of Article 406.06(h)(2) of the Standard Specifications:

“LJS half-width shall be applied at a width of 9 ± 1 in. (225 ± 25 mm) in the immediate lane to be placed with the outside edge flush with the joint of the next HMA lift. The vertical face of any longitudinal joint remaining in place shall also be coated.”

Add the following after the eleventh paragraph of Article 406.06(h)(2) of the Standard Specifications:

“LJS Half-Width Application Rate, lb/ft (kg/m) ^{1/}			
Lift Thickness, in. (mm)	Coarse Graded Mixture (IL-19.0, IL-19.0L, IL-9.5, IL-9.5L, IL-4.75)	Fine Graded Mixture (IL-9.5FG)	SMA Mixture (SMA-9.5, SMA-12.5)
$\frac{3}{4}$ (19)	0.44 (0.66)		
1 (25)	0.58 (0.86)		
$1 \frac{1}{4}$ (32)	0.66 (0.98)	0.44 (0.66)	
$1 \frac{1}{2}$ (38)	0.74 (1.10)	0.48 (0.71)	0.63 (0.94)
$1 \frac{3}{4}$ (44)	0.82 (1.22)	0.52 (0.77)	0.69 (1.03)
2 (50)	0.90 (1.34)	0.56 (0.83)	0.76 (1.13)
$\geq 2 \frac{1}{4}$ (60)	0.98 (1.46)		

1/ The application rate includes a surface demand for liquid. The thickness of the LJS may taper from the center of the application to a lesser thickness on the edge of the application, provided the correct width and application rate are maintained.”

Revise the second paragraph of Article 406.13(b) of the Standard Specifications to read:

“Aggregate for covering tack, LJS, or FLS will not be measured for payment.”

Add the following to the end of the second paragraph of Article 406.14 of the Standard Specifications:

“Longitudinal joint sealant (LJS) half-width will be paid for at the contract unit price per foot (meter) for LONGITUDINAL JOINT SEALANT, HALF-WIDTH.”

PERFORMANCE GRADED ASPHALT BINDER (BDE)

Effective: January 1, 2023

Revise Article 1032.05 of the Standard Specifications to read:

“1032.05 Performance Graded Asphalt Binder. These materials will be accepted according to the Bureau of Materials Policy Memorandum, “Performance Graded Asphalt Binder Qualification Procedure.” The Department will maintain a qualified producer list. These materials shall be free from water and shall not foam when heated to any temperature below the actual flash point. Air blown asphalt, recycle engine oil bottoms (ReOB), and polyphosphoric acid (PPA) modification shall not be used.

When requested, producers shall provide the Engineer with viscosity/temperature relationships for the performance graded asphalt binders delivered and incorporated in the work.

- (a) Performance Graded (PG) Asphalt Binder. The asphalt binder shall meet the requirements of AASHTO M 320, Table 1 “Standard Specification for Performance Graded Asphalt Binder” for the grade shown on the plans and the following.

Test	Parameter
Small Strain Parameter (AASHTO PP 113) BBR, ΔT_c , 40 hrs PAV (40 hrs continuous or 2 PAV at 20 hrs)	-5 °C min.

- (b) Modified Performance Graded (PG) Asphalt Binder. The asphalt binder shall meet the requirements of AASHTO M 320, Table 1 “Standard Specification for Performance Graded Asphalt Binder” for the grade shown on the plans.

Asphalt binder modification shall be performed at the source, as defined in the Bureau of Materials Policy Memorandum, “Performance Graded Asphalt Binder Qualification Procedure.”

Modified asphalt binder shall be safe to handle at asphalt binder production and storage temperatures or HMA construction temperatures. Safety Data Sheets (SDS) shall be provided for all asphalt modifiers.

- (1) Polymer Modification (SB/SBS or SBR). Elastomers shall be added to the base asphalt binder to achieve the specified performance grade and shall be either a styrene-butadiene diblock, triblock copolymer without oil extension, or a styrene-butadiene rubber. The polymer modified asphalt binder shall be smooth, homogeneous, and be according to the requirements shown in Table 1 or 2 for the grade shown on the plans.

Table 1 - Requirements for Styrene-Butadiene Copolymer (SB/SBS) Modified Asphalt Binders		
Test	Asphalt Grade SB/SBS PG 64-28 SB/SBS PG 70-22	Asphalt Grade SB/SBS PG 64-34 SB/SBS PG 70-28 SB/SBS PG 76-22 SB/SBS PG 76-28
Separation of Polymer ITP, "Separation of Polymer from Asphalt Binder" Difference in °F (°C) of the softening point between top and bottom portions	4 (2) max.	4 (2) max.
TESTS ON RESIDUE FROM ROLLING THIN FILM OVEN TEST (AASHTO T 240)		
Elastic Recovery ASTM D 6084, Procedure A, 77 °F (25 °C), 100 mm elongation, %	60 min.	70 min.

Table 2 - Requirements for Styrene-Butadiene Rubber (SBR) Modified Asphalt Binders		
Test	Asphalt Grade SBR PG 64-28 SBR PG 70-22	Asphalt Grade SB/SBS PG 64-34 SB/SBS PG 70-28 SBR PG 76-22 SBR PG 76-28
Separation of Polymer ITP, "Separation of Polymer from Asphalt Binder" Difference in °F (°C) of the softening point between top and bottom portions	4 (2) max.	4 (2) max.
Toughness ASTM D 5801, 77 °F (25 °C), 20 in./min. (500 mm/min.), in.-lbs (N-m)	110 (12.5) min.	110 (12.5) min.
Tenacity ASTM D 5801, 77 °F (25 °C), 20 in./min. (500 mm/min.), in.-lbs (N-m)	75 (8.5) min.	75 (8.5) min.
TESTS ON RESIDUE FROM ROLLING THIN FILM OVEN TEST (AASHTO T 240)		
Elastic Recovery ASTM D 6084, Procedure A, 77 °F (25 °C), 100 mm elongation, %	40 min.	50 min.

- (2) Ground Tire Rubber (GTR) Modification. GTR modification is the addition of recycled ground tire rubber to liquid asphalt binder to achieve the specified performance grade. GTR shall be produced from processing automobile and/or truck tires by the ambient grinding method or micronizing through a cryogenic process. GTR shall not exceed 1/16 in. (2 mm) in any dimension and shall not contain free metal particles, moisture that would cause foaming of the asphalt, or other foreign materials. A mineral powder (such as talc) meeting the requirements of AASHTO M 17 may be added, up to a

maximum of four percent by weight of GTR to reduce sticking and caking of the GTR particles. When tested in accordance with Illinois Modified AASHTO T 27 "Standard Method of Test for Sieve Analysis of Fine and Coarse Aggregates" or AASHTO PP 74 "Standard Practice for Determination of Size and Shape of Glass Beads Used in Traffic Markings by Means of Computerized Optical Method", a 50 g sample of the GTR shall conform to the following gradation requirements.

Sieve Size	Percent Passing
No. 16 (1.18 mm)	100
No. 30 (600 µm)	95 ± 5
No. 50 (300 µm)	> 20

GTR modified asphalt binder shall be tested for rotational viscosity according to AASHTO T 316 using spindle S27. GTR modified asphalt binder shall be tested for original dynamic shear and RTFO dynamic shear according to AASHTO T 315 using a gap of 2 mm.

The GTR modified asphalt binder shall meet the requirements of Table 3.

Table 3 - Requirements for Ground Tire Rubber (GTR) Modified Asphalt Binders		
Test	Asphalt Grade GTR PG 64-28 GTR PG 70-22	Asphalt Grade GTR PG 76-22 GTR PG 76-28 GTR PG 70-28
TESTS ON RESIDUE FROM ROLLING THIN FILM OVEN TEST (AASHTO T 240)		
Elastic Recovery ASTM D 6084, Procedure A, 77 °F (25 °C), 100 mm elongation, %	60 min.	70 min.

- (3) Softener Modification (SM). Softener modification is the addition of organic compounds, such as engineered flux, bio-oil blends, modified vegetable oils, glycol amines, and fatty acid derivatives, to the base asphalt binder to achieve the specified performance grade. Softeners shall be dissolved, dispersed, or reacted in the asphalt binder to enhance its performance and shall remain compatible with the asphalt binder with no separation. Softeners shall not be added to modified PG asphalt binder as defined in Articles 1032.05(b)(1) or 1032.05(b)(2).

An Attenuated Total Reflectance-Fourier Transform Infrared spectrum (ATR-FTIR) shall be collected for both the softening compound as well as the softener modified asphalt binder at the dose intended for qualification. The ATR-FTIR spectra shall be collected on unaged softener modified binder, 20-hour Pressurized Aging Vessel (PAV) aged softener modified binder, and 40-hour PAV aged softener modified binder. The ATR-FTIR shall be collected in accordance with Illinois Test Procedure 601. The electronic files spectral files (in one of the following extensions or equivalent: *.SPA, *.SPG, *.IRD, *.IFG, *.CSV, *.SP, *.IRS, *.GAML, *. [0-9], *.IGM, *.ABS, *.DRT, *.SBM, *.RAS) shall be submitted to the Central Bureau of Materials.

Softener modified asphalt binders shall meet the requirements in Table 4.

Table 4 - Requirements for Softener Modified Asphalt Binders		
Test	Asphalt Grade	
	SM PG 46-28	SM PG 46-34
	SM PG 52-28	SM PG 52-34
	SM PG 58-22	SM PG 58-28
	SM PG 64-22	
Small Strain Parameter (AASHTO PP 113) BBR, ΔT_c , 40 hrs PAV (40 hrs continuous or 2 PAV at 20 hrs)	-5°C min.	
Large Strain Parameter (Illinois Modified AASHTO T 391) DSR/LAS Fatigue Property, $\Delta G^* _{peak}$, 40 hrs PAV (40 hrs continuous or 2 PAV at 20 hrs)	≥ 54 %	

The following grades may be specified as tack coats.

Asphalt Grade	Use
PG 58-22, PG 58-28, PG 64-22	Tack Coat"

Revise Article 1031.06(c)(1) and 1031.06(c)(2) of the Standard Specifications to read:

“(1) RAP/RAS. When RAP is used alone or RAP is used in conjunction with RAS, the percentage of virgin ABR shall not exceed the amounts listed in the following table.

HMA Mixtures - RAP/RAS Maximum ABR % ^{1/ 2/}			
Ndesign	Binder	Surface	Polymer Modified Binder or Surface ^{3/}
30	30	30	10
50	25	15	10
70	15	10	10
90	10	10	10

- 1/ For Low ESAL HMA shoulder and stabilized subbase, the RAP/RAS ABR shall not exceed 50 percent of the mixture.
- 2/ When RAP/RAS ABR exceeds 20 percent, the high and low virgin asphalt binder grades shall each be reduced by one grade (i.e. 25 percent ABR would require a virgin asphalt binder grade of PG 64-22 to be reduced to a PG 58-28).
- 3/ The maximum ABR percentages for ground tire rubber (GTR) modified mixes shall be equivalent to the percentages specified for SBS/SBR polymer modified mixes.

- (2) FRAP/RAS. When FRAP is used alone or FRAP is used in conjunction with RAS, the percentage of virgin asphalt binder replacement shall not exceed the amounts listed in the following table.

HMA Mixtures - FRAP/RAS Maximum ABR % ^{1/ 2/}			
Ndesign	Binder	Surface	Polymer Modified Binder or Surface ^{3/}
30	55	45	15
50	45	40	15
70	45	35	15
90	45	35	15
SMA	- -	- -	25
IL-4.75	- -	- -	35

- 1/ For Low ESAL HMA shoulder and stabilized subbase, the FRAP/RAS ABR shall not exceed 50 percent of the mixture.
- 2/ When FRAP/RAS ABR exceeds 20 percent for all mixes, the high and low virgin asphalt binder grades shall each be reduced by one grade (i.e. 25 percent ABR would require a virgin asphalt binder grade of PG 64-22 to be reduced to a PG 58-28).
- 3/ The maximum ABR percentages for GTR modified mixes shall be equivalent to the percentages specified for SBS/SBR polymer modified mixes.”

Add the following to the end of Note 2 of Article 1030.03 of the Standard Specifications.

“A dedicated storage tank for the ground tire rubber (GTR) modified asphalt binder shall be provided. This tank shall be capable of providing continuous mechanical mixing throughout and/or recirculation of the asphalt binder to provide a uniform mixture. The tank shall be heated and capable of maintaining the temperature of the asphalt binder at 300 °F to 350 °F (149 °C to 177 °C). The asphalt binder metering systems of dryer drum plants shall be calibrated with the actual GTR modified asphalt binder material with an accuracy of ± 0.40 percent.”

PORTLAND CEMENT CONCRETE (BDE)

Effective: August 1, 2023

Revise the second paragraph of Article 1103.03(a)(4) the Standard Specifications to read:

“The dispenser system shall provide a visual indication that the liquid admixture is actually entering the batch, such as via a transparent or translucent section of tubing or by independent check with an integrated secondary metering device. If approved by the Engineer, an alternate indicator may be used for admixtures dosed at rates of 25 oz/cwt (1630 mL/100 kg) or greater, such as accelerating admixtures, corrosion inhibitors, and viscosity modifying admixtures.”

REMOVAL AND DISPOSAL OF REGULATED SUBSTANCES (BDE)

Effective: January 1, 2024

Revised: April 1, 2024

Revise the first paragraph of Article 669.04 of the Standard Specifications to read:

“669.04 Regulated Substances Monitoring. Regulated substances monitoring includes environmental observation and field screening during regulated substances management activities. The excavated soil and groundwater within the work areas shall be managed as either uncontaminated soil, hazardous waste, special waste, or non-special waste.

As part of the regulated substances monitoring, the monitoring personnel shall perform and document the applicable duties listed on form BDE 2732 “Regulated Substances Monitoring Daily Record (RSMDB)”.

Revise the first two sentences of the nineteenth paragraph of Article 669.05 of the Standard Specifications to read:

“The Contractor shall coordinate waste disposal approvals with the disposal facility and provide the specific analytical testing requirements of that facility. The Contractor shall make all arrangements for collection, transportation, and analysis of landfill acceptance testing.”

Revise the last paragraph of Article 669.05 of the Standard Specifications to read:

“The Contractor shall select a permitted landfill facility or CCDD/USFO facility meeting the requirements of 35 Ill. Admin. Code Parts 810-814 or Part 1100, respectively. The Department will review and approve or reject the facility proposed by the Contractor based upon information provided in BDE 2730. The Contractor shall verify whether the selected facility is compliant with those applicable standards as mandated by their permit and whether the facility is presently, has previously been, or has never been, on the United States Environmental Protection Agency (U.S. EPA) National Priorities List or the Resource Conservation and Recovery Act (RCRA) List of Violating Facilities. The use of a Contractor selected facility shall in no manner delay the construction schedule or alter the Contractor's responsibilities as set forth.”

Revise the first paragraph of Article 669.07 of the Standard Specifications to read:

“669.07 Temporary Staging. Soil classified according to Articles 669.05(a)(2), (b)(1), or (c) may be temporarily staged at the Contractor's option. All other soil classified according to Articles 669.05(a)(1), (a)(3), (a)(4), (a)(5), (a)(6), or (b)(2) shall be managed and disposed of without temporary staging to the greatest extent practicable. If circumstances beyond the Contractor's control require temporary staging of these latter materials, the Contractor shall request approval from the Engineer in writing.

Topsoil for re-use as final cover which has been field screened and found not to exhibit PID readings over daily background readings as documented on the BDE 2732, visual staining or odors, and is classified according to Articles 669.05(a)(2), (a)(3), (a)(4), (b)(1), or (c) may be temporarily staged at the Contractor's option.”

Add the following paragraph after the sixth paragraph of Article 669.11 of the Standard Specifications.

“The sampling and testing of effluent water derived from dewatering discharges for priority pollutants volatile organic compounds (VOCs), priority pollutants semi-volatile organic compounds (SVOCs), or priority pollutants metals, will be paid for at the contract unit price per each for VOCS GROUNDWATER ANALYSIS using EPA Method 8260B, SVOCs GROUNDWATER ANALYSIS using EPA Method 8270C, or RCRA METALS GROUNDWATER ANALYSIS using EPA Methods 6010B and 7471A. This price shall include transporting the sample from the job site to the laboratory.”

Revise the first sentence of the eight paragraph of Article 669.11 of the Standard Specifications to read:

“Payment for temporary staging of soil classified according to Articles 669.05(a)(1), (a)(3), (a)(4), (a)(5), (a)(6), or (b)(2) to be managed and disposed of, if required and approved by the Engineer, will be paid according to Article 109.04.”

SEEDING (BDE)

Effective: November 1, 2022

Revise Article 250.07 of the Standard Specifications to read:

“**250.07 Seeding Mixtures.** The classes of seeding mixtures and combinations of mixtures will be designated in the plans.

When an area is to be seeded with two or more seeding classes, those mixtures shall be applied separately on the designated area within a seven day period. Seeding shall occur prior to placement of mulch cover. A Class 7 mixture can be applied at any time prior to applying any seeding class or added to them and applied at the same time.

TABLE 1 - SEEDING MIXTURES			
Class - Type	Seeds	lb/acre (kg/hectare)	
1 Lawn Mixture 1/	Kentucky Bluegrass	100	(110)
	Perennial Ryegrass	60	(70)
	<i>Festuca rubra</i> ssp. <i>rubra</i> (Creeping Red Fescue)	40	(50)
1A Salt Tolerant Lawn Mixture 1/	Kentucky Bluegrass	60	(70)
	Perennial Ryegrass	20	(20)
	<i>Festuca rubra</i> ssp. <i>rubra</i> (Creeping Red Fescue)	20	(20)
	<i>Festuca brevipila</i> (Hard Fescue)	20	(20)
	<i>Puccinellia distans</i> (Fults Saltgrass or Salty Alkaligrass)	60	(70)
1B Low Maintenance Lawn Mixture 1/	Turf-Type Fine Fescue 3/	150	(170)
	Perennial Ryegrass	20	(20)
	Red Top	10	(10)
	<i>Festuca rubra</i> ssp. <i>rubra</i> (Creeping Red Fescue)	20	(20)
2 Roadside Mixture 1/	<i>Lolium arundinaceum</i> (Tall Fescue)	100	(110)
	Perennial Ryegrass	50	(55)
	<i>Festuca rubra</i> ssp. <i>rubra</i> (Creeping Red Fescue)	40	(50)
	Red Top	10	(10)
2A Salt Tolerant Roadside Mixture 1/	<i>Lolium arundinaceum</i> (Tall Fescue)	60	(70)
	Perennial Ryegrass	20	(20)
	<i>Festuca rubra</i> ssp. <i>rubra</i> (Creeping Red Fescue)	30	(20)
	<i>Festuca brevipila</i> (Hard Fescue)	30	(20)
	<i>Puccinellia distans</i> (Fults Saltgrass or Salty Alkaligrass)	60	(70)
3 Northern Illinois Slope Mixture 1/	<i>Elymus canadensis</i> (Canada Wild Rye) 5/	5	(5)
	Perennial Ryegrass	20	(20)
	Alsike Clover 4/	5	(5)
	<i>Desmanthus illinoensis</i> (Illinois Bundleflower) 4/ 5/	2	(2)
	<i>Schizachyrium scoparium</i> (Little Bluestem) 5/	12	(12)
	<i>Bouteloua curtipendula</i> (Side-Oats Grama) 5/	10	(10)
	<i>Puccinellia distans</i> (Fults Saltgrass or Salty Alkaligrass)	30	(35)
	Oats, Spring	50	(55)
	Slender Wheat Grass 5/	15	(15)
	Buffalo Grass 5/ 7/	5	(5)
3A Southern Illinois Slope Mixture 1/	Perennial Ryegrass	20	(20)
	<i>Elymus canadensis</i> (Canada Wild Rye) 5/	20	(20)
	<i>Panicum virgatum</i> (Switchgrass) 5/	10	(10)
	<i>Schizachyrium scoparium</i> (Little Blue Stem) 5/	12	(12)
	<i>Bouteloua curtipendula</i> (Side-Oats Grama) 5/	10	(10)
	<i>Dalea candida</i> (White Prairie Clover) 4/ 5/	5	(5)
	<i>Rudbeckia hirta</i> (Black-Eyed Susan) 5/	5	(5)
	Oats, Spring	50	(55)

Class – Type	Seeds	lb/acre (kg/hectare)
4 Native Grass 2/ 6/	<i>Andropogon gerardi</i>	4 (4)
	(Big Blue Stem) 5/	
	<i>Schizachyrium scoparium</i>	5 (5)
	(Little Blue Stem) 5/	
	<i>Bouteloua curtipendula</i>	5 (5)
	(Side-Oats Grama) 5/	
	<i>Elymus canadensis</i>	1 (1)
	(Canada Wild Rye) 5/	
	<i>Panicum virgatum</i> (Switch Grass) 5/	1 (1)
	<i>Sorghastrum nutans</i> (Indian Grass) 5/	2 (2)
4A Low Profile Native Grass 2/ 6/	Annual Ryegrass	25 (25)
	Oats, Spring	25 (25)
	Perennial Ryegrass	15 (15)
	<i>Schizachyrium scoparium</i>	5 (5)
	(Little Blue Stem) 5/	
	<i>Bouteloua curtipendula</i>	5 (5)
	(Side-Oats Grama) 5/	
	<i>Elymus canadensis</i>	1 (1)
	(Canada Wild Rye) 5/	
	<i>Sporobolus heterolepis</i>	0.5 (0.5)
4B Wetland Grass and Sedge Mixture 2/ 6/	(Prairie Dropseed) 5/	
	Annual Ryegrass	25 (25)
	Oats, Spring	25 (25)
	Perennial Ryegrass	15 (15)
	Wetland Grasses (species below) 5/	6 (6)
	<u>Species:</u>	<u>% By Weight</u>
	<i>Calamagrostis canadensis</i> (Blue Joint Grass)	12
	<i>Carex lacustris</i> (Lake-Bank Sedge)	6
	<i>Carex slipata</i> (Awl-Fruited Sedge)	6
	<i>Carex stricta</i> (Tussock Sedge)	6
	<i>Carex vulpinoidea</i> (Fox Sedge)	6
	<i>Eleocharis acicularis</i> (Needle Spike Rush)	3
	<i>Eleocharis obtusa</i> (Blunt Spike Rush)	3
	<i>Glyceria striata</i> (Fowl Manna Grass)	14
	<i>Juncus effusus</i> (Common Rush)	6
	<i>Juncus tenuis</i> (Slender Rush)	6
	<i>Juncus torreyi</i> (Torrey's Rush)	6
	<i>Leersia oryzoides</i> (Rice Cut Grass)	10
	<i>Scirpus acutus</i> (Hard-Stemmed Bulrush)	3
	<i>Scirpus atrovirens</i> (Dark Green Rush)	3
	<i>Bolboschoenus fluviatilis</i> (River Bulrush)	3
	<i>Schoenoplectus tabernaemontani</i> (Softstem Bulrush)	3
	<i>Spartina pectinata</i> (Cord Grass)	4

Class – Type	Seeds	lb/acre (kg/hectare)
5	Forb with Annuals Mixture (Below)	1 (1)
	Annuals Mixture 2/ 5/ 6/ Forb Mixture (Below)	10 (10)
Annuals Mixture - Mixture not exceeding 25 % by weight of any one species, of the following:		
<i>Coreopsis lanceolata</i> (Sand Coreopsis) <i>Leucanthemum maximum</i> (Shasta Daisy) <i>Gaillardia pulchella</i> (Blanket Flower) <i>Ratibida columnifera</i> (Prairie Coneflower) <i>Rudbeckia hirta</i> (Black-Eyed Susan)		
Forb Mixture - Mixture not exceeding 5 % by weight PLS of any one species, of the following:		
<i>Amorpha canescens</i> (Lead Plant) 4/ <i>Anemone cylindrica</i> (Thimble Weed) <i>Asclepias tuberosa</i> (Butterfly Weed) <i>Aster azureus</i> (Sky Blue Aster) <i>Symphyotrichum leave</i> (Smooth Aster) <i>Aster novae-angliae</i> (New England Aster) <i>Baptisia leucantha</i> (White Wild Indigo) 4/ <i>Coreopsis palmata</i> (Prairie Coreopsis) <i>Echinacea pallida</i> (Pale Purple Coneflower) <i>Eryngium yuccifolium</i> (Rattlesnake Master) <i>Helianthus mollis</i> (Downy Sunflower) <i>Heliopsis helianthoides</i> (Ox-Eye) <i>Liatris aspera</i> (Rough Blazing Star) <i>Liatris pycnostachya</i> (Prairie Blazing Star) <i>Monarda fistulosa</i> (Prairie Bergamot) <i>Parthenium integrifolium</i> (Wild Quinine) <i>Dalea candida</i> (White Prairie Clover) 4/ <i>Dalea purpurea</i> (Purple Prairie Clover) 4/ <i>Physostegia virginiana</i> (False Dragonhead) <i>Potentilla arguta</i> (Prairie Cinquefoil) <i>Ratibida pinnata</i> (Yellow Coneflower) <i>Rudbeckia subtomentosa</i> (Fragrant Coneflower) <i>Silphium laciniatum</i> (Compass Plant) <i>Silphium terebinthinaceum</i> (Prairie Dock) <i>Oligoneuron rigidum</i> (Rigid Goldenrod) <i>Tradescantia ohiensis</i> (Spiderwort) <i>Veronicastrum virginicum</i> (Culver's Root)		

Class – Type	Seeds	lb/acre (kg/hectare)
5A Large Flower Native Forb Mixture 2/ 5/ 6/	Forb Mixture (see below)	5 (5)
<u>Species:</u> <i>Aster novae-angliae</i> (New England Aster) <i>Echinacea pallida</i> (Pale Purple Coneflower) <i>Helianthus mollis</i> (Downy Sunflower) <i>Heliopsis helianthoides</i> (Ox-Eye) <i>Liatris pycnostachya</i> (Prairie Blazing Star) <i>Ratibida pinnata</i> (Yellow Coneflower) <i>Rudbeckia hirta</i> (Black-Eyed Susan) <i>Silphium laciniatum</i> (Compass Plant) <i>Silphium terebinthinaceum</i> (Prairie Dock) <i>Oligoneuron rigidum</i> (Rigid Goldenrod)		<u>% By Weight</u> 5 10 10 10 10 5 10 10 20 10
5B Wetland Forb 2/ 5/ 6/	Forb Mixture (see below)	2 (2)
<u>Species:</u> <i>Acorus calamus</i> (Sweet Flag) <i>Angelica atropurpurea</i> (Angelica) <i>Asclepias incarnata</i> (Swamp Milkweed) <i>Aster puniceus</i> (Purple Stemmed Aster) <i>Bidens cernua</i> (Beggarticks) <i>Eutrochium maculatum</i> (Spotted Joe Pye Weed) <i>Eupatorium perfoliatum</i> (Boneset) <i>Helenium autumnale</i> (Autumn Sneeze Weed) <i>Iris virginica shrevei</i> (Blue Flag Iris) <i>Lobelia cardinalis</i> (Cardinal Flower) <i>Lobelia siphilitica</i> (Great Blue Lobelia) <i>Lythrum alatum</i> (Winged Loosestrife) <i>Physostegia virginiana</i> (False Dragonhead) <i>Persicaria pensylvanica</i> (Pennsylvania Smartweed) <i>Persicaria lapathifolia</i> (Curlytop Knotweed) <i>Pychanthemum virginianum</i> (Mountain Mint) <i>Rudbeckia laciniata</i> (Cut-leaf Coneflower) <i>Oligoneuron riddellii</i> (Riddell Goldenrod) <i>Sparganium eurycarpum</i> (Giant Burreed)		<u>% By Weight</u> 3 6 2 10 7 7 7 2 2 5 5 2 5 10 10 5 5 2 5
6 Conservation Mixture 2/ 6/	<i>Schizachyrium scoparium</i> (Little Blue Stem) 5/ <i>Elymus canadensis</i> (Canada Wild Rye) 5/ Buffalo Grass 5/ 7/ Vernal Alfalfa 4/ Oats, Spring	5 (5) 2 (2) 5 (5) 15 (15) 48 (55)
6A Salt Tolerant Conservation Mixture 2/ 6/	<i>Schizachyrium scoparium</i> (Little Blue Stem) 5/ <i>Elymus canadensis</i> (Canada Wild Rye) 5/ Buffalo Grass 5/ 7/ Vernal Alfalfa 4/ Oats, Spring <i>Puccinellia distans</i> (Fults Saltgrass or Salty Alkaligrass)	5 (5) 2 (2) 5 (5) 15 (15) 48 (55) 20 (20)
7 Temporary Turf Cover Mixture	Perennial Ryegrass Oats, Spring	50 (55) 64 (70)

Notes:

- 1/ Seeding shall be performed when the ambient temperature has been between 45 °F (7 °C) and 80 °F (27 °C) for a minimum of seven (7) consecutive days and is forecasted to be the same for the next five (5) days according to the National Weather Service.
- 2/ Seeding shall be performed in late fall through spring beginning when the ambient temperature has been below 45 °F (7 °C) for a minimum of seven (7) consecutive days and ending when the ambient temperature exceeds 80 °F (27 °C) according to the National Weather Service.
- 3/ Specific variety as shown in the plans or approved by the Engineer.
- 4/ Inoculation required.
- 5/ Pure Live Seed (PLS) shall be used.
- 6/ Fertilizer shall not be used.
- 7/ Seed shall be primed with KNO₃ to break dormancy and dyed to indicate such.

Seeding will be inspected after a period of establishment. The period of establishment shall be six (6) months minimum, but not to exceed nine (9) months. After the period of establishment, areas not exhibiting 75 percent uniform growth shall be interseeded or reseeded, as determined by the Engineer, at no additional cost to the Department.”

SHORT TERM AND TEMPORARY PAVEMENT MARKINGS (BDE)

Effective: April 1, 2024

Revised: April 2, 2024

Revise Article 701.02(d) of the Standard Specifications to read:

“(d) Pavement Marking Tapes (Note 3)1095.06”

Add the following Note to the end of Article 701.02 of the Standard Specifications:

“Note 3. White or yellow pavement marking tape that is to remain in place longer than 14 days shall be Type IV tape.”

Revise Article 703.02(c) of the Standard Specifications to read:

“(c) Pavement Marking Tapes (Note 1)1095.06”

Add the following Note to the end of Article 703.02 of the Standard Specifications:

“Note 1. White or yellow pavement marking tape that is to remain in place longer than 14 days shall be Type IV tape.”

Revise Article 1095.06 of the Standard Specifications to read:

“1095.06 Pavement Marking Tapes. Type I white or yellow marking tape shall consist of glass spheres embedded into a binder on a foil backing that is precoated with a pressure sensitive adhesive. The spheres shall be of uniform gradation and distributed evenly over the surface of the tape.

Type IV tape shall consist of white or yellow tape with wet reflective media incorporated to provide immediate and continuing retroreflection in wet and dry conditions. The wet retroreflective media shall be bonded to a durable polyurethane surface. The patterned surface shall have approximately 40 ± 10 percent of the surface area raised and presenting a near vertical face to traffic from any direction. The channels between the raised areas shall be substantially free of exposed reflective elements or particles.

Blackout tape shall consist of a matte black, non-reflective, patterned surface that is precoated with a pressure sensitive adhesive.

- (a) Color. The white and yellow markings shall meet the following requirements for daylight reflectance and color, when tested, using a color spectrophotometer with 45 degrees circumferential/zero degree geometry, illuminant D65, and two degree observer angle. The color instrument shall measure the visible spectrum from 380 to 720 nm with a wavelength measurement interval and spectral bandpass of 10 nm.

Color	Daylight Reflectance %Y
White	65 min.
Yellow *	36 - 59

*Shall match Aerospace Material Specification Standard 595 33538 (Orange Yellow) and the chromaticity limits as follows.

x	0.490	0.475	0.485	0.530
y	0.470	0.438	0.425	0.456

- (b) Retroreflectivity. The white and yellow markings shall be retroreflective. Reflective values measured in accordance with the photometric testing procedure of ASTM D 4061 shall not be less than those listed in the table below. The coefficient of retroreflected luminance, R_L , shall be expressed as average millicandelas/footcandle/sq ft (millicandelas/lux/sq m), measured on a 3.0 x 0.5 ft (900 mm x 150 mm) panel at 86 degree entrance angle.

Coefficient of Retroreflected Luminance, R_L , Dry					
Type I			Type IV		
Observation Angle	White	Yellow	Observation Angle	White	Yellow
0.2°	2700	2400	0.2°	1300	1200
0.5°	2250	2000	0.5°	1100	1000

Wet retroreflectance shall be measured for Type IV under wet conditions according to ASTM E 2177 and meet the following.

Wet Retroreflectance, Initial R_L	
Color	R_L 1.05/88.76
White	300
Yellow	200

- (c) Skid Resistance. The surface of Type IV and blackout markings shall provide a minimum skid resistance of 45 BPN when tested according to ASTM E 303.
- (d) Application. The pavement marking tape shall have a precoated pressure sensitive adhesive and shall require no activation procedures. Test pieces of the tape shall be applied according to the manufacturer's instructions and tested according to ASTM D 1000, Method A, except that a stiff, short bristle roller brush and heavy hand pressure will be substituted for the weighted rubber roller in applying the test pieces to the metal test panel. Material tested as directed above shall show a minimum adhesion value of 750 g/in. (30 g/mm) width at the temperatures specified in ASTM D 1000. The adhesive shall be resistant to oils, acids, solvents, and water, and shall not leave objectionable stains or residue after removal. The material shall be flexible and conformable to the texture of the pavement.
- (e) Durability. Type IV and blackout tape shall be capable of performing for the duration of a normal construction season and shall then be capable of being removed intact or in large sections at pavement temperatures above 40 °F (4 °C) either manually or with a roll-up device without the use of sandblasting, solvents, or grinding. The Contractor shall provide a manufacturer's certification that the material meets the requirements for being removed after the following minimum traffic exposure based on transverse test decks with rolling traffic.
- (1) Time in place - 400 days
 - (2) ADT per lane - 9,000 (28 percent trucks)
 - (3) Axle hits - 10,000,000 minimum

Samples of the material applied to standard specimen plates will be measured for thickness and tested for durability in accordance with ASTM D 4060, using a CS-17 wheel and 1000-gram load, and shall meet the following criteria showing no significant change in color after being tested for the number of cycles indicated.

Test	Type I	Type IV	Blackout
Minimum Initial Thickness, mils (mm)	20 (0.51)	65 (1.65) ^{1/} 20 (0.51) ^{2/}	65 (1.65) ^{1/} 20 (0.51) ^{2/}
Durability (cycles)	5,000	1,500	1,500

1/ Measured at the thickest point of the patterned surface.

2/ Measured at the thinnest point of the patterned surface.

The pavement marking tape, when applied according to the manufacturer's recommended procedures, shall be weather resistant and shall show no appreciable fading, lifting, or shrinkage during the useful life of the marking. The tape, as applied, shall be of good appearance, free of cracks, and edges shall be true, straight, and unbroken.

(f) Sampling and Inspection.

- (1) Sample. Prior to approval and use of Type IV pavement marking tape, the manufacturer shall submit a notarized certification from an independent laboratory, together with the results of all tests, stating that the material meets the requirements as set forth herein. The independent laboratory test report shall state the lot tested, the manufacturer's name, and the date of manufacture.

After initial approval by the Department, samples and certification by the manufacturer shall be submitted for each subsequent batch of Type IV tape used. The manufacturer shall submit a certification stating that the material meets the requirements as set forth herein and is essentially identical to the material sent for qualification. The certification shall state the lot tested, the manufacturer's name, and the date of manufacture.

- (2) Inspection. The Contractor shall provide a manufacturer's certification to the Engineer stating the material meets all requirements of this specification. All material samples for acceptance tests shall be taken or witnessed by a representative of the Bureau of Materials and shall be submitted to the Engineer of Materials, 126 East Ash Street, Springfield, Illinois 62704-4766 at least 30 days in advance of the pavement marking operations."

SOURCE OF SUPPLY AND QUALITY REQUIREMENTS (BDE)

Effective: January 2, 2023

Add the following to Article 106.01 of the Standard Specifications:

"The final manufacturing process for construction materials and the immediately preceding manufacturing stage for construction materials shall occur within the United States. Construction materials shall include an article, material, or supply that is or consists primarily of the following.

- (a) Non-ferrous metals;
- (b) Plastic and polymer-based products (including polyvinylchloride, composite building materials, and polymers used in fiber optic cables);
- (c) Glass (including optic glass);
- (d) Lumber;
- (e) Drywall.

Items consisting of two or more of the listed construction materials that have been combined through a manufacturing process, and items including at least one of the listed materials combined with a material that is not listed through a manufacturing process shall be exempt."

STEEL COST ADJUSTMENT (BDE)

Effective: April 2, 2004

Revised: January 1, 2022

Description. Steel cost adjustments will be made to provide additional compensation to the Contractor, or a credit to the Department, for fluctuations in steel prices when optioned by the Contractor. The bidder shall indicate with their bid whether or not this special provision will be part of the contract. Failure to indicate "Yes" for any item of work will make that item of steel exempt from steel cost adjustment.

Types of Steel Products. An adjustment will be made for fluctuations in the cost of steel used in the manufacture of the following items:

- Metal Piling (excluding temporary sheet piling)
- Structural Steel
- Reinforcing Steel

Other steel materials such as dowel bars, tie bars, welded reinforcement, guardrail, steel traffic signal and light poles, towers and mast arms, metal railings (excluding wire fence), and frames and grates will be subject to a steel cost adjustment when the pay items they are used in have a contract value of \$10,000 or greater.

The adjustments shall apply to the above items when they are part of the original proposed construction, or added as extra work and paid for by agreed unit prices. The adjustments shall not apply when the item is added as extra work and paid for at a lump sum price or by force account.

Documentation. Sufficient documentation shall be furnished to the Engineer to verify the following:

- (a) The dates and quantity of steel, in lb (kg), shipped from the mill to the fabricator.
- (b) The quantity of steel, in lb (kg), incorporated into the various items of work covered by this special provision. The Department reserves the right to verify submitted quantities.

Method of Adjustment. Steel cost adjustments will be computed as follows:

$$SCA = Q \times D$$

Where: SCA = steel cost adjustment, in dollars
Q = quantity of steel incorporated into the work, in lb (kg)
D = price factor, in dollars per lb (kg)

$$D = MPI_M - MPI_L$$

Where: MPI_M = The Materials Cost Index for steel as published by the Engineering News-Record for the month the steel is shipped from the mill. The indices will be converted from dollars per 100 lb to dollars per lb (kg).

MPI_L = The Materials Cost Index for steel as published by the Engineering News-Record for the month prior to the letting for work paid for at the contract price; or for the month the agreed unit price letter is submitted by the Contractor for extra work paid for by agreed unit price,. The indices will be converted from dollars per 100 lb to dollars per lb (kg).

The unit weights (masses) of steel that will be used to calculate the steel cost adjustment for the various items are shown in the attached table.

No steel cost adjustment will be made for any products manufactured from steel having a mill shipping date prior to the letting date.

If the Contractor fails to provide the required documentation, the method of adjustment will be calculated as described above; however, the MPI_M will be based on the date the steel arrives at the job site. In this case, an adjustment will only be made when there is a decrease in steel costs.

Basis of Payment. Steel cost adjustments may be positive or negative but will only be made when there is a difference between the MPI_L and MPI_M in excess of five percent, as calculated by:

$$\text{Percent Difference} = \{(MPI_L - MPI_M) \div MPI_L\} \times 100$$

Steel cost adjustments will be calculated by the Engineer and will be paid or deducted when all other contract requirements for the items of work are satisfied. Adjustments will only be made for fluctuations in the cost of the steel as described herein. No adjustment will be made for changes in the cost of manufacturing, fabrication, shipping, storage, etc.

The adjustments shall not apply during contract time subject to liquidated damages for completion of the entire contract.

Attachment

Item	Unit Mass (Weight)
Metal Piling (excluding temporary sheet piling)	
Furnishing Metal Pile Shells 12 in. (305 mm), 0.179 in. (3.80 mm) wall thickness)	23 lb/ft (34 kg/m)
Furnishing Metal Pile Shells 12 in. (305 mm), 0.250 in. (6.35 mm) wall thickness)	32 lb/ft (48 kg/m)
Furnishing Metal Pile Shells 14 in. (356 mm), 0.250 in. (6.35 mm) wall thickness)	37 lb/ft (55 kg/m)
Other piling	See plans
Structural Steel	See plans for weights (masses)
Reinforcing Steel	See plans for weights (masses)
Dowel Bars and Tie Bars	6 lb (3 kg) each
Welded Reinforcement	63 lb/100 sq ft (310 kg/sq m)
Guardrail	
Steel Plate Beam Guardrail, Type A w/steel posts	20 lb/ft (30 kg/m)
Steel Plate Beam Guardrail, Type B w/steel posts	30 lb/ft (45 kg/m)
Steel Plate Beam Guardrail, Types A and B w/wood posts	8 lb/ft (12 kg/m)
Steel Plate Beam Guardrail, Type 2	305 lb (140 kg) each
Steel Plate Beam Guardrail, Type 6	1260 lb (570 kg) each
Traffic Barrier Terminal, Type 1 Special (Tangent)	730 lb (330 kg) each
Traffic Barrier Terminal, Type 1 Special (Flared)	410 lb (185 kg) each
Steel Traffic Signal and Light Poles, Towers and Mast Arms	
Traffic Signal Post	11 lb/ft (16 kg/m)
Light Pole, Tenon Mount and Twin Mount, 30 - 40 ft (9 – 12 m)	14 lb/ft (21 kg/m)
Light Pole, Tenon Mount and Twin Mount, 45 - 55 ft (13.5 – 16.5 m)	21 lb/ft (31 kg/m)
Light Pole w/Mast Arm, 30 - 50 ft (9 – 15.2 m)	13 lb/ft (19 kg/m)
Light Pole w/Mast Arm, 55 - 60 ft (16.5 – 18 m)	19 lb/ft (28 kg/m)
Light Tower w/Luminaire Mount, 80 - 110 ft (24 – 33.5 m)	31 lb/ft (46 kg/m)
Light Tower w/Luminaire Mount, 120 - 140 ft (36.5 – 42.5 m)	65 lb/ft (97 kg/m)
Light Tower w/Luminaire Mount, 150 - 160 ft (45.5 – 48.5 m)	80 lb/ft (119 kg/m)
Metal Railings (excluding wire fence)	
Steel Railing, Type SM	64 lb/ft (95 kg/m)
Steel Railing, Type S-1	39 lb/ft (58 kg/m)
Steel Railing, Type T-1	53 lb/ft (79 kg/m)
Steel Bridge Rail	52 lb/ft (77 kg/m)
Frames and Grates	
Frame	250 lb (115 kg)
Lids and Grates	150 lb (70 kg)

SUBCONTRACTOR AND DBE PAYMENT REPORTING (BDE)

Effective: April 2, 2018

Add the following to Section 109 of the Standard Specifications.

“109.14 Subcontractor and Disadvantaged Business Enterprise Payment Reporting.
The Contractor shall report all payments made to the following parties:

- (a) first tier subcontractors;
- (b) lower tier subcontractors affecting disadvantaged business enterprise (DBE) goal credit;
- (c) material suppliers or trucking firms that are part of the Contractor’s submitted DBE utilization plan.

The report shall be made through the Department’s on-line subcontractor payment reporting system within 21 days of making the payment.”

SUBCONTRACTOR MOBILIZATION PAYMENTS (BDE)

Effective: November 2, 2017

Revised: April 1, 2019

Replace the second paragraph of Article 109.12 of the Standard Specifications with the following:

“This mobilization payment shall be made at least seven days prior to the subcontractor starting work. The amount paid shall be at the following percentage of the amount of the subcontract reported on form BC 260A submitted for the approval of the subcontractor’s work.

Value of Subcontract Reported on Form BC 260A	Mobilization Percentage
Less than \$10,000	25%
\$10,000 to less than \$20,000	20%
\$20,000 to less than \$40,000	18%
\$40,000 to less than \$60,000	16%
\$60,000 to less than \$80,000	14%
\$80,000 to less than \$100,000	12%
\$100,000 to less than \$250,000	10%
\$250,000 to less than \$500,000	9%
\$500,000 to \$750,000	8%
Over \$750,000	7%”

SUBMISSION OF PAYROLL RECORDS (BDE)

Effective: April 1, 2021

Revised: November 2, 2023

FEDERAL AID CONTRACTS. Revise the following section of Check Sheet #1 of the Recurring Special Provisions to read:

“STATEMENTS AND PAYROLLS

The payroll records shall include the worker’s name, social security number, last known address, telephone number, email address, classification(s) of work actually performed, hourly rates of wages paid (including rates of contributions or costs anticipated for bona fide fringe benefits or cash equivalents thereof), daily and weekly number of hours actually worked in total, deductions made, and actual wages paid.

The Contractor and each subcontractor shall submit certified payroll records to the Department each week from the start to the completion of their respective work, except that full social security numbers, last known addresses, telephone numbers, and email addresses shall not be included on weekly submittals. Instead, the payrolls need only include an identification number for each employee (e.g., the last four digits of the employee’s social security number). The submittals shall be made using LCPtracker Pro software. The software is web-based and can be accessed at <https://lcptracker.com/>. When there has been no activity during a work week, a payroll record shall still be submitted with the appropriate option (“No Work”, “Suspended”, or “Complete”) selected.”

STATE CONTRACTS. Revise Item 3 of Section IV of Check Sheet #5 of the Recurring Special Provisions to read:

- “3. Submission of Payroll Records. The Contractor and each subcontractor shall, no later than the 15th day of each calendar month, file a certified payroll for the immediately preceding month to the Illinois Department of Labor (IDOL) through the Illinois Prevailing Wage Portal in compliance with the State Prevailing Wage Act (820 ILCS 130). The portal can be found on the IDOL website at <https://www2.illinois.gov/idol/Laws-Rules/CONMED/Pages/Prevailing-Wage-Portal.aspx>. Payrolls shall be submitted in the format prescribed by the IDOL.

In addition to filing certified payroll(s) with the IDOL, the Contractor and each subcontractor shall certify and submit payroll records to the Department each week from the start to the completion of their respective work, except that full social security numbers shall not be included on weekly submittals. Instead, the payrolls shall include an identification number for each employee (e.g., the last four digits of the employee’s social security number). In addition, starting and ending times of work each day may be omitted from the payroll records submitted. The submittals shall be made using LCPtracker Pro software. The software is web-based and can be accessed at <https://lcptracker.com/>. When there has been no activity during a work week, a payroll record shall still be submitted with the appropriate option (“No Work”, “Suspended”, or “Complete”) selected.”

SURFACE TESTING OF PAVEMENTS – IRI (BDE)

Effective: January 1, 2021

Revised: January 1, 2023

Description. This work shall consist of testing the ride quality of the finished surface of pavement sections with new concrete pavement, PCC overlays, full-depth HMA, and HMA overlays with at least 2.25 in. (57 mm) total thickness of new HMA combined with either HMA binder or HMA surface removal, according to Illinois Test Procedure 701, "Ride Quality Testing Using the International Roughness Index (IRI)". Work shall be according to Sections 406, 407, or 420 of the Standard Specifications, except as modified herein.

Hot-Mix Asphalt (HMA) Overlays

Add the following to Article 406.03 of the Standard Specifications:

"(n) Pavement Surface Grinding Equipment.....1101.04"

Revise Article 406.11 of the Standard Specifications to read:

"406.11 Surface Tests. Prior to HMA overlay pavement improvements, the Engineer will measure the smoothness of the existing high-speed mainline pavement. The Contractor shall measure the smoothness of the finished high-speed mainline, low-speed mainline, and miscellaneous pavements after the pavement improvement is complete but within the same construction season. Testing shall be performed in the presence of the Engineer and according to Illinois Test Procedure 701. The pavement will be identified as high-speed mainline, low-speed mainline, or miscellaneous as follows.

(a) Test Sections.

- (1) High-Speed Mainline Pavement. High-speed mainline pavement consists of pavements, ramps, and loops with a posted speed limit greater than 45 mph. These sections shall be tested with an inertial profiling system (IPS).
- (2) Low-Speed Mainline Pavement. Low-speed mainline pavement consists of pavements, ramps, and loops with a posted speed limit of 45 mph or less. These sections shall be tested using a 16 ft (5 m) straightedge or with an IPS analyzed using the rolling 16 ft (5 m) straightedge simulation in ProVAL.
- (3) Miscellaneous Pavement. Miscellaneous pavement are segments that either cannot readily be tested by an IPS or conditions beyond the control of the Contractor preclude the achievement of smoothness levels typically achievable with mainline pavement construction. This may include the following examples or as determined by the Engineer.
 - a. Pavement on horizontal curves with a centerline radius of curvature of less than or equal to 1,000 ft (300 m) and the pavement within the superelevation transition of such curves;

- b. Pavement on vertical curves having a length less than or equal to 200 ft (60 m) in combination with an algebraic change in tangent grade greater than or equal to 3 percent as may occur on urban ramps or other constricted-space facilities;
- c. The first and last 50 ft (15 m) of a pavement section where the Contractor is not responsible for the adjoining surface;
- d. Intersections and the 25 ft (7.6 m) before and after an intersection or end of radius return;
- e. Variable width pavements;
- f. Side street returns, to the end of radius return;
- g. Crossovers;
- h. Pavement connector for bridge approach slab;
- i. Bridge approach slab;
- j. Pavement that must be constructed in segments of 600 ft (180 m) or less;
- k. Pavement within 25 ft (7.6 m) of manholes, utility structures, at-grade railroad crossings, or other appurtenances;
- l. Turn lanes; and
- m. Pavement within 5 ft (1.5 m) of jobsite sampling locations for HMA volumetric testing that fall within the wheel path.

Miscellaneous pavement shall be tested using a 16 ft (5 m) straightedge.

- (4) International Roughness Index (IRI). An index computed from a longitudinal profile measurement using a quarter-car simulation at a simulation speed of 50 mph (80 km/h).
- (5) Mean Roughness Index (MRI). The average of the IRI values for the right and left wheel tracks.
 - a. MRI_O . The MRI of the existing pavement prior to construction.
 - b. MRI_I . The MRI value that warrants an incentive payment.
 - c. MRI_F . The MRI value that warrants full payment.
 - d. MRI_D . The MRI value that warrants a financial disincentive.

- (6) Areas of Localized Roughness (ALR). Isolated areas of roughness, which can cause significant increase in the calculated MRI for a given subplot.
 - (7) Sublot. A continuous strip of pavement 0.1 mile (160 m) long and one lane wide. A partial subplot greater than or equal to 264 ft (80 m) will be subject to the same evaluation as a whole subplot. Partial sublots less than 264 ft (80 m) shall be included with the previous subplot for evaluation purposes.
- (b) Corrective Work. Corrective work shall be completed according to the following.
- (1) High-Speed Mainline Pavement. For high-speed mainline pavement, any 25 ft (7.6 m) interval with an ALR in excess of 200 in./mile (3,200 mm/km) will be identified by the Engineer and shall be corrected by the Contractor. Any subplot having a MRI greater than MRI_D , including ALR, shall be corrected to reduce the MRI to the MRI_F , or replaced at the Contractor's option.
 - (2) Low-Speed Mainline Pavement. Surface variations in low-speed mainline pavement which exceed the 5/16 in. (8 mm) tolerance will be identified by the Engineer and shall be corrected by the Contractor.
 - (3) Miscellaneous Pavements. Surface variations in miscellaneous pavement which exceed the 5/16 in. (8 mm) tolerance will be identified by the Engineer and shall be corrected by the Contractor.

Corrective work shall be completed with pavement surface grinding equipment or by removing and replacing the pavement. Corrective work shall be applied to the full lane width. When completed, the corrected area shall have uniform texture and appearance, with the beginning and ending of the corrected area perpendicular to the centerline of the paved surface.

Upon completion of the corrective work, the surface of the subplot(s) shall be retested. The Contractor shall furnish the data and reports to the Engineer within 2 working days after corrections are made. If the MRI and/or ALR still do not meet the requirements, additional corrective work shall be performed.

Corrective work shall be at no additional cost to the Department.

- (c) Smoothness Assessments. Assessments will be paid to or deducted from the Contractor for each subplot of high-speed mainline pavement per the Smoothness Assessment Schedule. Assessments will be based on the MRI of each subplot prior to performing any corrective work unless the Contractor has chosen to remove and replace the pavement. For pavement that is replaced, assessments will be based on the MRI determined after replacement.

The upper MRI thresholds for high-speed mainline pavement are dependent on the MRI of the existing pavement before construction (MRI_0) and shall be determined as follows.

Upper MRI Thresholds ^{1/}	MRI Thresholds (High-Speed, HMA Overlay)	
	$MRI_0 \leq 125.0$ in./mile ($\leq 1,975$ mm/km)	$MRI_0 > 125.0$ in./mile ^{1/} ($> 1,975$ mm/km)
Incentive (MRI_I)	45.0 in./mile (710 mm/km)	$0.2 \times MRI_0 + 20$
Full Pay (MRI_F)	75.0 in./mile (1,190 mm/km)	$0.2 \times MRI_0 + 50$
Disincentive (MRI_D)	100.0 in./mile (1,975 mm/km)	$0.2 \times MRI_0 + 75$

1/ MRI_0 , MRI_I , MRI_F , and MRI_D shall be in in./mile for calculation.

Smoothness assessments for high-speed mainline pavement shall be determined as follows.

SMOOTHNESS ASSESSMENT SCHEDULE (High-Speed, HMA Overlay)	
Mainline Pavement MRI Range	Assessment Per Sublot ^{1/}
$MRI \leq MRI_I$	$+ (MRI_I - MRI) \times \$20.00$ ^{2/}
$MRI_I < MRI \leq MRI_F$	$+ \$0.00$
$MRI_F < MRI \leq MRI_D$	$- (MRI - MRI_F) \times \$8.00$
$MRI > MRI_D$	$- \$200.00$

1/ MRI , MRI_I , MRI_F , and MRI_D shall be in in./mile for calculation.

2/ The maximum incentive amount shall not exceed \$300.00.

Smoothness assessments will not be paid or deducted until all other contract requirements for the pavement are satisfied. Pavement that is corrected or replaced for reasons other than smoothness, shall be retested as stated herein.”

Hot-Mix Asphalt (HMA) Pavement (Full-Depth)

Revise the first paragraph of Article 407.03 of the Standard Specifications to read:

“407.03 Equipment. Equipment shall be according to Article 406.03.”

Revise Article 407.09 of the Standard Specifications to read:

“407.09 Surface Tests. The finished surface of the pavement shall be tested for smoothness according to Article 406.11, except as follows:

The testing of the existing pavement prior to improvements shall not apply and the smoothness assessment for high-speed mainline pavement shall be determined according to the following table.

SMOOTHNESS ASSESSMENT SCHEDULE (High-Speed, Full-Depth HMA)	
Mainline Pavement MRI, in./mile (mm/km)	Assessment Per Sublot ^{1/}
≤ 45.0 (710)	$+ (45 - \text{MRI}) \times \45.00 ^{2/}
> 45.0 (710) to 75.0 (1,190)	$+ \$0.00$
> 75.0 (1,190) to 100.0 (1,580)	$- (\text{MRI} - 75) \times \20.00
> 100.0 (1,580)	$- \$500.00$

1/ MRI shall be in in./mile for calculation.

2/ The maximum incentive amount shall not exceed \$800.00.”

Portland Cement Concrete Pavement

Delete Article 420.03(i) of the Standard Specifications.

Revise Article 420.10 of the Standard Specifications to read:

“420.10 Surface Tests. The finished surface of the pavement shall be tested for smoothness according to Article 406.11, except as follows.

The testing of the existing pavement prior to improvements shall not apply. The Contractor shall measure the smoothness of the finished surface of the pavement after the pavement has attained a flexural strength of 250 psi (3,800 kPa) or a compressive strength of 1,600 psi (20,700 kPa).

Membrane curing damaged during testing shall be repaired as directed by the Engineer at no additional cost to the Department.

- (a) Corrective Work. No further texturing for skid resistance will be required for areas corrected by grinding. Protective coat shall be reapplied to areas ground according to Article 420.18 at no additional cost to the Department.

Jointed portland cement concrete pavement corrected by removal and replacement, shall be corrected in full panel sizes.

- (b) Smoothness Assessments. Smoothness assessment for high-speed mainline pavement shall be determined as follows.

SMOOTHNESS ASSESSMENT SCHEDULE (High-Speed, PCC)	
Mainline Pavement MRI, in./mile (mm/km) ^{3/}	Assessment Per Sublot ^{1/}
≤ 45.0 (710)	$+ (45 - \text{MRI}) \times \60.00 ^{2/}
> 45.0 (710) to 75.0 (1,190)	$+ \$0.00$
> 75.0 (1,190) to 100.0 (1,580)	$- (\text{MRI} - 75) \times \37.50
> 100.0 (1,580)	$- \$750.00$

1/ MRI shall be in in./mile for calculation.

2/ The maximum incentive amount shall not exceed \$1200.00.

3/ If pavement is constructed with traffic in the lane next to it, then an additional 10 in./mile will be added to the upper thresholds.”

Removal of Existing Pavement and Appurtenances

Revise the first paragraph of Article 440.04 of the Standard Specifications to read:

“440.04 HMA Surface Removal for Subsequent Resurfacing. The existing HMA surface shall be removed to the depth specified on the plans with a self-propelled milling machine. The removal depth may be varied slightly at the discretion of the Engineer to satisfy the smoothness requirements of the finished pavement. The temperature at which the work is performed, the nature and condition of the equipment, and the manner of performing the work shall be such that the milled surface is not torn, gouged, shoved or otherwise damaged by the milling operation. Sufficient cutting passes shall be made so that all irregularities or high spots are eliminated to the satisfaction of the Engineer. When tested with a 16 ft (5 m) straightedge, the milled surface shall have no surface variations in excess of 3/16 in. (5 mm).”

General Equipment

Revise Article 1101.04 of the Standard Specifications to read:

“1101.04 Pavement Surface Grinding Equipment. The pavement surface grinding device shall have a minimum effective head width of 3 ft (0.9 m).

- (a) Diamond Saw Blade Machine. The machine shall be self-propelled with multiple diamond saw blades.
- (b) Profile Milling Machine. The profile milling machine shall be a drum device with carbide or diamond teeth with spacing of 0.315 in. (8 mm) or less and maintain proper forward speed for surface texture according to the manufacturer’s specifications.”

TRAINING SPECIAL PROVISIONS (BDE)

Effective: October 15, 1975

Revised: September 2, 2021

This Training Special Provision supersedes Section 7b of the Special Provision entitled "Specific Equal Employment Opportunity Responsibilities," and is in implementation of 23 U.S.C. 140(a).

As part of the Contractor's equal employment opportunity affirmative action program, training shall be provided as follows:

The Contractor shall provide on-the-job training aimed at developing full journeyman in the type of trade or job classification involved. The number of trainees to be trained under this contract will be 4. In the event the Contractor subcontracts a portion of the contract work, it shall determine how many, if any, of the trainees are to be trained by the subcontractor, provided however, that the Contractor shall retain the primary responsibility for meeting the training requirements imposed by this special provision. The Contractor shall also ensure that this Training Special Provision is made applicable to such subcontract. Where feasible, 25 percent of apprentices or trainees in each occupation shall be in their first year of apprenticeship or training.

The number of trainees shall be distributed among the work classifications on the basis of the Contractor's needs and the availability of journeymen in the various classifications within the reasonable area of recruitment. Prior to commencing construction, the Contractor shall submit to the Illinois Department of Transportation for approval the number of trainees to be trained in each selected classification and training program to be used. Furthermore, the Contractor shall specify the starting time for training in each of the classifications. The Contractor will be credited for each trainee it employs on the contract work who is currently enrolled or becomes enrolled in an approved program and will be reimbursed for such trainees as provided hereinafter.

Training and upgrading of minorities and women toward journeyman status is a primary objective of this Training Special Provision. Accordingly, the Contractor shall make every effort to enroll minority trainees and women (e.g. by conducting systematic and direct recruitment through public and private sources likely to yield minority and women trainees) to the extent such persons are available within a reasonable area of recruitment. The Contractor will be responsible for demonstrating the steps it has taken in pursuance thereof, prior to a determination as to whether the Contractor is in compliance with this Training Special Provision. This training commitment is not intended, and shall not be used, to discriminate against any applicant for training, whether a member of a minority group or not.

No employee shall be employed as a trainee in any classification in which he or she has successfully completed a training course leading to journeyman status or in which he or she has been employed as a journeyman. The Contractor should satisfy this requirement by including appropriate questions in the employee application or by other suitable means. Regardless of the method used, the Contractor's records should document the findings in each case.

The minimum length and type of training for each classification will be as established in the training program selected by the Contractor and approved by the Illinois Department of Transportation and the Federal Highway Administration. The Illinois Department of Transportation and the Federal Highway Administration shall approve a program, if it is reasonably calculated to meet the equal employment opportunity obligations of the Contractor and to qualify the average trainee for journeyman status in the classification concerned by the

end of the training period. Furthermore, apprenticeship programs registered with the U.S. Department of Labor, Bureau of Apprenticeship and Training, or with a State apprenticeship agency recognized by the Bureau and training programs approved by not necessarily sponsored by the U.S. Department of Labor Employment Training Administration shall also be considered acceptable provided it is being administered in a manner consistent with the equal employment obligations of Federal-aid highway construction contracts. Approval or acceptance of a training program shall be obtained from the State prior to commencing work on the classification covered by the program. It is the intention of these provisions that training is to be provided in the construction crafts rather than clerk-typists or secretarial-type positions. Training is permissible in lower level management positions such as office engineers, estimators, timekeepers, etc., where the training is oriented toward construction applications. Training in the laborer classification may be permitted provided that significant and meaningful training is provided and approved by the Illinois Department of Transportation and the Federal Highway Administration. Some offsite training is permissible as long as the training is an integral part of an approved training program and does not comprise a significant part of the overall training.

Except as otherwise noted below, the Contractor will be reimbursed 80 cents per hour of training given an employee on this contract in accordance with an approved training program. As approved by the Engineer, reimbursement will be made for training of persons in excess of the number specified herein. This reimbursement will be made even though the Contractor receives additional training program funds from other sources, provided such other source does not specifically prohibit the Contractor from receiving other reimbursement. Reimbursement for offsite training indicated above may only be made to the Contractor where he does one or more of the following and the trainees are concurrently employed on a Federal-aid project; contributes to the cost of the training, provides the instruction to the trainee or pays the trainee's wages during the offsite training period.

No payment shall be made to the Contractor if either the failure to provide the required training, or the failure to hire the trainee as a journeyman, is caused by the Contractor and evidences a lack of good faith on the part of the Contractor in meeting the requirement of this Training Special Provision. It is normally expected that a trainee will begin his training on the project as soon as feasible after start of work utilizing the skill involved and remain on the project as long as training opportunities exist in his work classification or until he has completed his training program.

It is not required that all trainees be on board for the entire length of the contract. A Contractor will have fulfilled his responsibilities under this Training Special Provision if he has provided acceptable training to the number of trainees specified. The number trained shall be determined on the basis of the total number enrolled on the contract for a significant period.

Trainees will be paid at least 60 percent of the appropriate minimum journeyman's rate specified in the contract for the first half of the training period, 75 percent for the third quarter of the training period, and 90 percent for the last quarter of the training period, unless apprentices or trainees in an approved existing program are enrolled as trainees on this project. In that case, the appropriate rates approved by the Departments of Labor or Transportation in connection with the existing program shall apply to all trainees being trained for the same classification who are covered by this Training Special Provision.

The Contractor shall furnish the trainee a copy of the program he will follow in providing the training. The Contractor shall provide each trainee with a certification showing the type and length of training satisfactorily complete.

The Contractor shall provide for the maintenance of records and furnish periodic reports documenting its performance under this Training Special Provision.

For contracts with an awarded contract value of \$500,000 or more, the Contractor is required to comply with the Illinois Works Apprenticeship Initiative (30 ILCS 559/20-20 to 20-25) and all applicable administrative rules to the extent permitted by Section 20-20(g). For federally funded projects, the number of trainees to be trained under this contract, as stated in the Training Special Provisions, will be the established goal for the Illinois Works Apprenticeship Initiative 30 ILCS 559/20-20(g). The Contractor shall make a good faith effort to meet this goal. For federally funded projects, the Illinois Works Apprenticeship Initiative will be implemented using the FHWA approved OJT procedures. The Contractor must comply with the recordkeeping and reporting obligations of the Illinois Works Apprenticeship Initiative for the life of the project, including the certification as to whether the trainee/apprentice labor hour goals were met.

Method of Measurement. The unit of measurement is in hours.

Basis of Payment. This work will be paid for at the contract unit price of 80 cents per hour for TRAINEES. The estimated total number of hours, unit price, and total price have been included in the schedule of prices.

IDOT TRAINING PROGRAM GRADUATE ON-THE-JOB TRAINING SPECIAL PROVISION

Effective: August 1, 2012

Revised: February 2, 2017

In addition to the Contractor's equal employment opportunity (EEO) affirmative action efforts undertaken as required by this Contract, the Contractor is encouraged to participate in the incentive program described below to provide additional on-the-job training to certified graduates of the IDOT pre-apprenticeship training program, as outlined in this Special Provision.

IDOT funds, and various Illinois community colleges operate, pre-apprenticeship training programs throughout the State to provide training and skill-improvement opportunities to promote the increased employment of minority groups, disadvantaged persons and women in all aspects of the highway construction industry. The intent of this IDOT Pre-Apprenticeship Training Program Graduate (TPG) special provision (Special Provision) is to place these certified program graduates on the project site for this Contract in order to provide the graduates with meaningful on-the-job training. Pursuant to this Special Provision, the Contractor must make every reasonable effort to recruit and employ certified TPG trainees to the extent such individuals are available within a practicable distance of the project site.

Specifically, participation of the Contractor or its subcontractor in the Program entitles the participant to reimbursement for graduates' hourly wages at \$15.00 per hour per utilized TPG trainee, subject to the terms of this Special Provision. Reimbursement payment will be made even though the Contractor or subcontractor may also receive additional training program funds from other non-IDOT sources for other non-TPG trainees on the Contract, provided such other source does not specifically prohibit the Contractor or subcontractor from receiving reimbursement from another entity through another program, such as IDOT through the TPG program. With regard to any IDOT funded construction training program other than TPG, however, additional reimbursement for other IDOT programs will not be made beyond the TPG Program described in this Special Provision when the TPG Program is utilized.

No payment will be made to the Contractor if the Contractor or subcontractor fails to provide the required on-site training to TPG trainees, as solely determined by IDOT. A TPG trainee must begin training on the project as soon as the start of work that utilizes the relevant trade skill and the TPG trainee must remain on the project site through completion of the Contract, so long as training opportunities continue to exist in the relevant work classification. Should a TPG trainee's employment end in advance of the completion of the Contract, the Contractor must promptly notify the IDOT District EEO Officer for the Contract that the TPG's involvement in the Contract has ended. The Contractor must supply a written report for the reason the TPG trainee involvement terminated, the hours completed by the TPG trainee on the Contract, and the number of hours for which the incentive payment provided under this Special Provision will be, or has been claimed for the separated TPG trainee.

Finally, the Contractor must maintain all records it creates as a result of participation in the Program on the Contract, and furnish periodic written reports to the IDOT District EEO Officer that document its contractual performance under and compliance with this Special Provision. Finally, through participation in the Program and reimbursement of wages, the Contractor is not relieved of, and IDOT has not waived, the requirements of any federal or state labor or employment law applicable to TPG workers, including compliance with the Illinois Prevailing Wage Act.

Method of Measurement: The unit of measurement is in hours.

Basis of Payment: This work will be paid for at the contract unit price of \$15.00 per hour for each utilized certified TPG Program trainee (TRAINEES TRAINING PROGRAM GRADUATE). The estimated total number of hours, unit price, and total price must be included in the schedule of prices for the Contract submitted by Contractor prior to beginning work. The initial number of TPG trainees for which the incentive is available for this contract is 4.

The Department has contracted with several educational institutions to provide screening, tutoring and pre-training to individuals interested in working as a TPG trainee in various areas of common construction trade work. Only individuals who have successfully completed a Pre-Apprenticeship Training Program at these IDOT approved institutions are eligible to be TPG trainees. To obtain a list of institutions that can connect the Contractor with eligible TPG trainees, the Contractor may contact: HCCTP TPG Program Coordinator, Office of Business and Workforce Diversity (IDOT OBWD), Room 319, Illinois Department of Transportation, 2300 S. Dirksen Parkway, Springfield, Illinois 62764. Prior to commencing construction with the utilization of a TPG trainee, the Contractor must submit documentation to the IDOT District EEO Officer for the Contract that provides the names and contact information of the TPG trainee(s) to be trained in each selected work classification, proof that the TPG trainee(s) has successfully completed a Pre-Apprenticeship Training Program, proof that the TPG is in an Apprenticeship Training Program approved by the U.S. Department of Labor Bureau of Apprenticeship Training, and the start date for training in each of the applicable work classifications.

To receive payment, the Contractor must provide training opportunities aimed at developing a full journeyworker in the type of trade or job classification involved. During the course of performance of the Contract, the Contractor may seek approval from the IDOT District EEO Officer to employ additional eligible TPG trainees. In the event the Contractor subcontracts a portion of the contracted work, it must determine how many, if any, of the TPGs will be trained by the subcontractor. Though a subcontractor may conduct training, the Contractor retains the responsibility for meeting all requirements imposed by this Special Provision. The Contractor must also include this Special Provision in any subcontract where payment for contracted work performed by a TPG trainee will be passed on to a subcontractor.

Training through the Program is intended to move TPGs toward journeyman status, which is the primary objective of this Special Provision. Accordingly, the Contractor must make every effort to enroll TPG trainees by recruitment through the Program participant educational institutions to the extent eligible TPGs are available within a reasonable geographic area of the project. The Contractor is responsible for demonstrating, through documentation, the recruitment efforts it has undertaken prior to the determination by IDOT whether the Contractor is in compliance with this Special Provision, and therefore, entitled to the Training Program Graduate reimbursement of \$15.00 per hour.

Notwithstanding the on-the-job training requirement of this TPG Special Provision, some minimal off-site training is permissible as long as the offsite training is an integral part of the work of the contract, and does not compromise or conflict with the required on-site training that is central to the purpose of the Program. No individual may be employed as a TPG trainee in any work classification in which he/she has previously successfully completed a training program leading to journeyman status in any trade, or in which he/she has worked at a journeyman level or higher.

VEHICLE AND EQUIPMENT WARNING LIGHTS (BDE)

Effective: November 1, 2021

Revised: November 1, 2022

Add the following paragraph after the first paragraph of Article 701.08 of the Standard Specifications:

“The Contractor shall equip all vehicles and equipment with high-intensity oscillating, rotating, or flashing, amber or amber-and-white, warning lights which are visible from all directions. In accordance with 625 ILCS 5/12-215, the lights may only be in operation while the vehicle or equipment is engaged in construction operations.”

WEEKLY DBE TRUCKING REPORTS (BDE)

Effective: June 2, 2012

Revised: November 1, 2021

The Contractor shall submit a weekly report of Disadvantaged Business Enterprise (DBE) trucks hired by the Contractor or subcontractors (i.e. not owned by the Contractor or subcontractors) that are used for DBE goal credit.

The report shall be submitted to the Engineer on Department form “SBE 723” within ten business days following the reporting period. The reporting period shall be Sunday through Saturday for each week reportable trucking activities occur.

Any costs associated with providing weekly DBE trucking reports shall be considered as included in the contract unit prices bid for the various items of work involved and no additional compensation will be allowed.

WORK ZONE TRAFFIC CONTROL DEVICES (BDE)

Effective: March 2, 2020

Add the following to Article 701.03 of the Standard Specifications:

“(q) Temporary Sign Supports1106.02”

Revise the third paragraph of Article 701.14 of the Standard Specifications to read:

“For temporary sign supports, the Contractor shall provide a FHWA eligibility letter for each device used on the contract. The letter shall provide information for the set-up and use of the device as well as a detailed drawing of the device. The signs shall be supported within 20 degrees of vertical. Weights used to stabilize signs shall be attached to the sign support per the manufacturer’s specifications.”

Revise the first paragraph of Article 701.15 of the Standard Specifications to read:

“701.15 Traffic Control Devices. For devices that must meet crashworthiness standards, the Contractor shall provide a manufacturer’s self-certification or a FHWA eligibility letter for each Category 1 device and a FHWA eligibility letter for each Category 2 and Category 3 device used on the contract. The self-certification or letter shall provide information for the set-up and use of the device as well as a detailed drawing of the device.”

Revise the first six paragraphs of Article 1106.02 of the Standard Specifications to read:

“1106.02 Devices. Work zone traffic control devices and combinations of devices shall meet crashworthiness standards for their respective categories. The categories are as follows.

Category 1 includes small, lightweight, channelizing and delineating devices that have been in common use for many years and are known to be crashworthy by crash testing of similar devices or years of demonstrable safe performance. These include cones, tubular markers, plastic drums, and delineators, with no attachments (e.g. lights). Category 1 devices manufactured after December 31, 2019 shall be MASH-16 compliant. Category 1 devices manufactured on or before December 31, 2019, and compliant with NCHRP 350 or MASH 2009, may be used on contracts let before December 31, 2024.

Category 2 includes devices that are not expected to produce significant vehicular velocity change but may otherwise be hazardous. These include vertical panels with lights, barricades, temporary sign supports, and Category 1 devices with attachments (e.g. drums with lights). Category 2 devices manufactured after December 31, 2019 shall be MASH-16 compliant. Category 2 devices manufactured on or before December 31, 2019, and compliant with NCHRP 350 or MASH 2009, may be used on contracts let before December 31, 2024.

Category 3 includes devices that are expected to cause significant velocity changes or other potentially harmful reactions to impacting vehicles. These include crash cushions (impact attenuators), truck mounted attenuators, and other devices not meeting the definitions of Category 1 or 2. Category 3 devices manufactured after December 31, 2019 shall be MASH-16 compliant. Category 3 devices manufactured on or before December 31, 2019, and compliant with NCHRP 350 or MASH 2009, may be used on contracts let before December 31, 2029. Category 3 devices shall be crash tested for Test Level 3 or the test level specified.

Category 4 includes portable or trailer-mounted devices such as arrow boards, changeable message signs, temporary traffic signals, and area lighting supports. It is preferable for Category 4 devices manufactured after December 31, 2019 to be MASH-16 compliant; however, there are currently no crash tested devices in this category, so it remains exempt from the NCHRP 350 or MASH compliance requirement.

For each type of device, when no more than one MASH-16 compliant is available, an NCHRP 350 or MASH-2009 compliant device may be used, even if manufactured after December 31, 2019.”

Revise Articles 1106.02(g), 1106.02(k), and 1106.02(l) to read:

“(g) Truck Mounted/Trailer Mounted Attenuators. The attenuator shall be approved for use at Test Level 3. Test Level 2 may be used for normal posted speeds less than or equal to 45 mph.

(k) Temporary Water Filled Barrier. The water filled barrier shall be a lightweight plastic shell designed to accept water ballast and be on the Department’s qualified product list.

Shop drawings shall be furnished by the manufacturer and shall indicate the deflection of the barrier as determined by acceptance testing; the configuration of the barrier in that test; and the vehicle weight, velocity, and angle of impact of the deflection test. The Engineer shall be provided one copy of the shop drawings.

(l) Movable Traffic Barrier. The movable traffic barrier shall be on the Department’s qualified product list.

Shop drawings shall be furnished by the manufacturer and shall indicate the deflection of the barrier as determined by acceptance testing; the configuration of the barrier in that test; and the vehicle weight, velocity, and angle of impact of the deflection test. The Engineer shall be provided one copy of the shop drawings. The barrier shall be capable of being moved on and off the roadway on a daily basis.”

WORKING DAYS (BDE)

Effective: January 1, 2002

The Contractor shall complete the work within **115** working days.

SWPPP



Illinois Department
of Transportation

Storm Water Pollution Prevention Plan



Route	Marked Route	Section Number
FAP 525	North Springfield Avenue	111-BR
Project Number	County	Contract Number
NHPP-9287(977)	Winnebago	64P06

This plan has been prepared to comply with the provisions of the National Pollutant Discharge Elimination System (NPDES) Permit No. ILR10 (Permit ILR10), issued by the Illinois Environmental Protection Agency (IEPA) for storm water discharges from construction site activities.

I certify under penalty of law that this document and all attachments were prepared under my direction or supervision in accordance with a system designed to assure that qualified personnel properly gathered and evaluated the information submitted. Based on my inquiry of the person or persons who manage the system, or those persons directly responsible for gathering the information, the information submitted is, to the best of my knowledge and belief, true, accurate and complete. I am aware that there are significant penalties for submitting false information, including the possibility of fine and imprisonment for knowing violations.

Signature	Date
	8/7/24

Print Name	Title	Agency
Trisha Thompson	Region Two Engineer	IDOT / District 2

Note: Guidance on preparing each section of BDE 2342 can be found in Chapter 41 of the IDOT Bureau of Design and Environment (BDE) Manual. Chapter 41 and this form also reference the IDOT Drainage Manual which should be readily available.

I. Site Description:

A. Provide a description of the project location; include latitude and longitude, section, town, and range:

The project is located along North Springfield Avenue over the North Fork of Kent Creek in Rockford Township, Winnebago County, in Rockford, Illinois. The bridge is located approximately 0.61 miles southwest of IL 70 and 0.39 miles north of Safford Road. (Sections 5 & 8, Township 44N, Range 1E) The total gross and net length of the improvement is 2,011.0 feet (0.38 miles), with a Latitude of 42.308056, and Longitude of -89.143721.

B. Provide a description of the construction activity which is the subject of this plan. Include the number of construction stages, drainage improvements, in-stream work, installation, maintenance, removal of erosion measures, and permanent stabilization:

The work consists of the full removal of the existing bridge structure (SN 101-0100) over the North Fork of Kent Creek. In addition, the existing roadway pavement north and south of the structure is to be reconstructed. The proposed improvement consists of reconstructing bridge structure (SN 101-0229). The profile of the structure as well as the adjacent roadway will be adjusted slightly. The roadway approaching the structure and between the structure is to be reconstructed of 9.75" full depth hot-mix asphalt on 12" aggregate subgrade improvement. The roadway width consists of 12' lanes and 8' hot-mix asphalt shoulders. Also included in the scope of work is the installation of guardrail, pavement markings, and landscaping. All non-impervious disturbed areas will be restored with native vegetation. The in-stream work associated with the improvement consists of the removal of the existing piers, abutments, and sediment. In addition, the installation of the cofferdams, proposed piers and proposed abutments is associated with in-stream work. Stormwater runoff and water quality requirements are satisfied per the Winnebago County Stormwater Management Ordinance.

Construction will occur under a full roadway closure under one stage with the implementation of the following soil erosion sediment controls: Perimeter Erosion Barrier, Erosion Control Blanket (Special), Temporary Erosion Control Seeding, Stone Rip Rap, Filter Fabric, Cofferdam, and Turbidity Curtain.

C. Provide the estimated duration of this project:

6 months

D. The total area of the construction site is estimated to be 2.2 acres.

The total area of the site estimated to be disturbed by excavation, grading or other activities is 1.5 acres.

E. The following are weighted averages of the runoff coefficient for this project before and after construction activities are completed; see Section 4-102 of the IDOT Drainage Manual:

Pre Construction Weighted Runoff Coefficient = 0.72

Post Construction Weighted Runoff Coefficient= 0.72

F. List all soils found within project boundaries; include map unit name, slope information, and erosivity:

188A: Beardstown loam, 0 to 2 percent slopes, (Ksat): Moderately high to high (0.20 to 2:00 in/hr) k=0.2 and Wind Erodibility Group=6

199A: Plano silt loam, 0 to 2 percent slopes, (Ksat): Moderately high to high (0.20 to 2:00 in/hr) k=0.37 and Wind Erodibility Group=6

361D2: Kidder loam, 6 to 12 percent slopes, eroded, (Ksat): Moderately high to high (0.60 to 2:00 in/hr) k=0.28 and Wind Erodibility Group=5

505C2: Dunbarton silt loam, 4 to 6 percent slopes, eroded, (Ksat): Moderately low to moderately high (0.06 to 0:60 in/hr) k=0.37 and Wind Erodibility Group=6

566D2: Rockton and Dodgeville soil, 10 to 15 percent slopes, eroded. (Ksat): Moderately low to moderately high (0.06 to 0.60 in/hr) k=0.28 and Wind Erodibility Group=6

570D2: Martinsville silt loam, 6 to 12 percent slopes, eroded, (Ksat): Moderately high to high (0.60 to 2:00 in/hr) k=0.43 and Wind Erodibility Group=5

780C2: Grellton fine sandy loam, 5 to 10 percent slopes, eroded, (Ksat): Moderately high to high (0.60 to 2:00 in/hr) k=0.28 and Wind Erodibility Group=3

3776A: Comfrey Loam, 0 to 2 percent slopes, frequently flooded, (Ksat): Moderately high to high (0.60 to 2.00 in/hr) k=0.32 and Wind Erodibility Group=6

G. If wetlands were delineated for this project, provide an extent of wetland acreage at the site; see Phase I report:

Wetland-1: Total = 1.10 ac / Perm Impact = 0.00 ac / Temp Impact = 0.00 ac

Waterway-1: Total = 0.10 ac / Perm Impact = 0.00 ac / Temp Impact = 0.03 ac

Total Wetland Impact: Perm Impact = 0.00 ac / Temp Impact = 0.00 ac

Total Water Impact: Perm Impact = 0.00 ac / Temp Impact = 0.03 ac

H. Provide a description of potentially erosive areas associated with this project:

Potentially erosive areas occur with the removal of the existing roadway, structure, side slope grading and topsoil stripping.

I. The following is a description of soil disturbing activities by stages, their locations, and their erosive factors (e.g., steepness of slopes, length of slopes, etc.):

This project is constructed under full closure (1 stage for construction)

Removal of the existing roadway, superstructure and substructure.

Soil disturbing activities also include the construction of the proposed structure. Also, minor profile adjustments and foreslope grading and shaping are located within the project limits.

J. See the erosion control plans and/or drainage plans for this contract for information regarding drainage patterns, approximate slopes anticipated before and after major grading activities, locations where vehicles enter or exit the site and controls to prevent offsite sediment tracking (to be added after contractor identifies locations), areas of soil disturbance, the location of major structural and non-structural controls identified in the plan, the location of areas where stabilization practices are expected to occur, surface waters (including wetlands) , and locations where storm water is discharged to surface water including wetlands.

K. Identify who owns the drainage system (municipality or agency) this project will drain into:

City of Rockford / Winnebago County

L. The following is a list of General NPDES ILR40 permittees within whose reporting jurisdiction this project is located:

City of Rockford

M. The following is a list of receiving water(s) and the ultimate receiving water(s) for this site. In addition, include receiving waters that are listed as Biologically Significant Streams by the Illinois Department of Natural Resources (IDNR). The location of the receiving waters can be found on the erosion and sediment control plans:

The site will discharge into the North Fork of Kent Creek that is the receiving water and the Rock River is the ultimate receiving water. The receiving waters are not listed as biologically significant streams by the IDNR.

N. Describe areas of the site that are to be protected or remain undisturbed. These areas may include steep slopes (i.e., 1:3 or steeper), highly erodible soils, streams, stream buffers, specimen trees, natural vegetation, nature preserves, etc. Include any commitments or requirements to protect adjacent wetlands.

For any storm water discharges from construction activities within 50-feet of Waters of the U.S. (except for activities for water-dependent structures authorized by a Section 404 permit, describe: a) How a 50-foot undisturbed natural buffer will be provided between the construction activity and the Waters of the U.S. or b) How additional erosion and sediment controls will be provided within that area.

Areas outside of the project area are to be protected by perimeter erosion barrier. A cofferdam if necessary to prevent site work on the structure replacement from flowing into the North Fork of Kent Creek. Turbidity Curtains will be installed to prevent sediment from the shoreline from entering the waterways.

O. Per the Phase I document, the following sensitive environmental resources are associated with this project and may have the potential to be impacted by the proposed development. Further guidance on these resources is available in Section 41-4 of the BDE Manual.

Zone AE Floodplain Elevation between 739.6' and 741.2' and Waterway (Riverine)

☒ 303(d) Listed receiving waters for suspended solids, turbidity, or siltation.

The name(s) of the listed water body, and identification of all pollutants causing impairment:

North Fork Kent Creek is listed on the IEPA as 2020/2022 303(d) list impaired by Fecal Coliform.

Provide a description of how erosion and sediment control practices will prevent a discharge of sediment resulting from a storm event equal to or greater than a twenty-five (25) year, twenty-four (24) hour rainfall event:

Perimeter Erosion Barrier, turbidity curtain, erosion control blanket (special), riprap and revetment mat will be installed. The BMP's in combination will prevent pollutant discharge and sediment into the waterway in the 25yr 24hr storm event.

Provide a description of the location(s) of direct discharge from the project site to the 303(d) water body:

The dewatering location will be the North Fork Kent Creek south and north banks.

Provide a description of the location(s) of any dewatering discharges to the MS4 and/or water body:

The dewatering discharge location will be the North Fork Kent Creek. The contractor will be responsible for designing the dewatering plan to comply with the design requirements for direct discharge to impaired waters.

☐ Applicable Federal, Tribal, State, or Local Programs

N/A

☒ Floodplain

Floodplain Zone AE
<input type="checkbox"/> Historic Preservation
N/A
<input type="checkbox"/> Receiving waters with Total Maximum Daily Load (TMDL) for sediment, total suspended solids, turbidity or siltation
TMDL (fill out this section if checked above)
The name(s) of the listed water body:
N/A
Provide a description of the erosion and sediment control strategy that will be incorporated into the site design that is consistent with the assumptions and requirements of the TMDL:
N/A
If a specific numeric waste load allocation has been established that would apply to the project's discharges, provide a description of the necessary steps to meet that allocation:
N/A
<input type="checkbox"/> Threatened and Endangered Species/Illinois Natural Areas (INA)/Nature Preserves
N/A
<input type="checkbox"/> Other
N/A
<input checked="" type="checkbox"/> Wetland
Minimal impact to the Riverine Waterway a permit from the Corps would be required if impact exceed the threshold of 0.10 acre.

P. The following pollutants of concern will be associated with this construction project:

- | | |
|---|---|
| <input checked="" type="checkbox"/> Antifreeze / Coolants
<input checked="" type="checkbox"/> Concrete
<input checked="" type="checkbox"/> Concrete Curing Compounds
<input checked="" type="checkbox"/> Concrete Truck Waste
<input checked="" type="checkbox"/> Fertilizers / Pesticides
<input checked="" type="checkbox"/> Paints
<input checked="" type="checkbox"/> Petroleum (gas, diesel, oil, kerosene, hydraulic oil / fluids)
<input checked="" type="checkbox"/> Soil Sediment | <input checked="" type="checkbox"/> Solid Waste Debris
<input checked="" type="checkbox"/> Solvents
<input checked="" type="checkbox"/> Waste water from cleaning construction equipments
<input type="checkbox"/> Other (Specify) _____
<input type="checkbox"/> Other (Specify) _____
<input type="checkbox"/> Other (Specify) _____
<input type="checkbox"/> Other (Specify) _____
<input type="checkbox"/> Other (Specify) _____ |
|---|---|

II. Controls:

This section of the plan addresses the controls that will be implemented for each of the major construction activities described in Section I.C above and for all use areas, borrow sites, and waste sites. For each measure discussed, the Contractor will be responsible for its implementation as indicated. The Contractor shall provide to the Resident Engineer a plan for the implementation of the measures indicated. The Contractor, and subcontractors, will notify the Resident Engineer of any proposed changes, maintenance, or modifications to keep construction activities compliant with the Permit ILR10. Each such Contractor has signed the required certification on forms which are attached to, and are a part of, this plan:

A. Erosion and Sediment Controls: At a minimum, controls must be coordinated, installed and maintained to:

1. Minimize the amount of soil exposed during construction activity;
2. Minimize the disturbance of steep slopes;
3. Maintain natural buffers around surface waters, direct storm water to vegetated areas to increase sediment removal and maximize storm water infiltration, unless infeasible;
4. Minimize soil compaction and, unless infeasible, preserve topsoil.

B. Stabilization Practices: Provided below is a description of interim and permanent stabilization practices, including site- specific scheduling of the implementation of the practices. Site plans will ensure that existing vegetation is preserved where attainable and disturbed portions of the site will be stabilized. Stabilization practices may include but are not limited to: temporary seeding, permanent seeding, mulching, geotextiles, sodding, vegetative buffer strips, protection of trees, preservation of mature vegetation, and other appropriate measures. Except as provided below in II.B.1 and II.B.2, stabilization measures shall be initiated **immediately** where construction activities have temporarily or permanently ceased, but in no case more than **one (1) day** after the construction activity in that portion of the site has temporarily or permanently ceases on all disturbed portions of the site where construction will not occur for a period of fourteen (14) or more calendar days.

1. Where the initiation of stabilization measures is precluded by snow cover, stabilization measures shall be initiated as soon as practicable.
2. On areas where construction activity has temporarily ceased and will resume after fourteen (14) days, a temporary stabilization method can be used.

The following stabilization practices will be used for this project:

- | | |
|--|--|
| <input checked="" type="checkbox"/> Erosion Control Blanket / Mulching | <input type="checkbox"/> Temporary Turf (Seeding, Class 7) |
| <input checked="" type="checkbox"/> Geotextiles | <input type="checkbox"/> Temporary Mulching |
| <input checked="" type="checkbox"/> Permanent Seeding | <input type="checkbox"/> Vegetated Buffer Strips |
| <input type="checkbox"/> Preservation of Mature Seeding | <input type="checkbox"/> Other (Specify) _____ |
| <input checked="" type="checkbox"/> Protection of Trees | <input type="checkbox"/> Other (Specify) _____ |
| <input type="checkbox"/> Sodding | <input type="checkbox"/> Other (Specify) _____ |
| <input checked="" type="checkbox"/> Temporary Erosion Control Seeding | <input type="checkbox"/> Other (Specify) _____ |

Describe how the stabilization practices listed above will be utilized during construction:

- 1) Erosion Control Blanket: This item will be used within 24 hours after permanent seeding operations have been completed, in ditches/swales and sloped areas that require protection from erosion. Erosion control blankets shall be installed over fill slopes, high velocity areas and slopes steeper than 3:1 that have been brought to final grade. Erosion Control Blanket will be installed in accordance to IDOT Specification 251.04.
- 2) Geotextiles: Filter Fabric will be used under rip rap and revetment mat at all outfall locations.
- 3) Permanent Seeding: This item will be provided within urban sections. It will be installed in accordance to IDOT SSRBC Article 250 throughout the project limits shown on the landscaping plan. All disturbed areas, identified to receive seeding, will be stabilized via seeding immediately following final grading.
- 4) Protection of Trees/Temporary Fence: All trees designated to be saved, or outside the limits of construction, shall be protected prior to beginning any clearing or removal work and shall remain protected during subsequent construction work. Protection of trees shall be as shown on the plans or directed by the Engineer and in accordance with Article 201.05 of the Illinois Department of Transportation's Standard Specifications for Road and Bridge, adopted January 1, 2022.
- 5) Temporary Erosion Control Seeding: This item will be applied within one (1) day of disturbance to all bare areas that will remain undisturbed for at least 14 days, in order to minimize the amount of exposed surface areas. When temporary seeding is applied to a bare area, the seeding shall be applied every 7 days regardless of weather conditions or work progress. Temporary Erosion Control Seeding shall consist of areas as shown on the plans, areas disturbed during the removal of Soil and Erosion measures, or directed by the Engineer and in accordance with the Illinois Department of Transportation's Standard Specifications for Road and Bridge, adopted January 1, 2022.

Describe how the stabilization practices listed above will be utilized after construction activities have been completed:

All areas disturbed by construction will be stabilized with permanent seeding immediately following the finished grading. Erosion Control blankets will be installed over fill slopes, which have been brought to final grade and have been seeded to protect the slopes from erosion and allow seed to germinate properly.

Stabilization controls runoff volume and velocity, peak runoff rates and volumes of discharge to minimize

exposed soil, disturbed slopes, sediment discharges from construction, and provides for natural buffers and minimization of soil compaction. Existing vegetated areas, where disturbance can be avoided, will not require stabilization.

C. Structural Practices: Provided below is a description of structural practices that will be implemented, to the degree attainable, to divert flows from exposed soils, store flows or otherwise limit runoff and the discharge of pollutants from exposed areas of the site. Such practices may include but are not limited to: perimeter erosion barrier, earth dikes, drainage swales, sediment traps, ditch checks, subsurface drains, pipe slope drains, level spreaders, storm drain inlet protection, rock outlet protection, reinforced soil retaining systems, gabions, and temporary or permanent sediment basins. The installation of these devices may be subject to Section 404 of the Clean Water Act.

- | | | |
|---|---|---------------------|
| <input type="checkbox"/> Aggregate Ditch | <input checked="" type="checkbox"/> Stabilized Construction Exits | |
| <input type="checkbox"/> Concrete Revetment Mats | <input type="checkbox"/> Stabilized Trench Flow | |
| <input type="checkbox"/> Dust Suppression | <input type="checkbox"/> Slope Mattress | |
| <input checked="" type="checkbox"/> Dewatering Filtering | <input type="checkbox"/> Slope Walls | |
| <input type="checkbox"/> Gabions | <input type="checkbox"/> Temporary Ditch Check | |
| <input checked="" type="checkbox"/> In-Stream or Wetland Work | <input type="checkbox"/> Temporary Pipe Slope Drain | |
| <input type="checkbox"/> Level Spreaders | <input type="checkbox"/> Temporary Sediment Basin | |
| <input type="checkbox"/> Paved Ditch | <input type="checkbox"/> Temporary Stream Crossing | |
| <input type="checkbox"/> Permanent Check Dams | <input type="checkbox"/> Turf Reinforcement Mats | |
| <input checked="" type="checkbox"/> Perimeter Erosion Barrier | <input checked="" type="checkbox"/> Other (Specify) | Temporary Cofferdam |
| <input type="checkbox"/> Permanent Sediment Basin | <input checked="" type="checkbox"/> Other (Specify) | Turbidity Curtain |
| <input type="checkbox"/> Retaining Walls | <input type="checkbox"/> Other (Specify) | |
| <input checked="" type="checkbox"/> Riprap | <input type="checkbox"/> Other (Specify) | |
| <input type="checkbox"/> Rock Outlet Protection | <input type="checkbox"/> Other (Specify) | |
| <input type="checkbox"/> Sediment Trap | <input type="checkbox"/> Other (Specify) | |
| <input type="checkbox"/> Storm Drain Inlet Protection | <input type="checkbox"/> Other (Specify) | |

Describe how the structural practices listed above will be utilized during construction:

- 1) Dewatering Filtering: This item will be utilized as necessary for dewatering the cofferdams and encasement work of the piles. The dewatering plan and location shall be approved by the Engineer.
- 2) In-Stream or Wetland Work: This project requires a US Army Corps of Engineers (USACE 404 Permit that will be secured by the County. All conditions of the 404 Permit, found in the special provisions, must be followed. As a condition of this permit, the Contractor will need to submit an in-stream work plan (including work within wetlands) for approval. Guidelines on acceptable in-stream work techniques (including work within wetlands) can be found on the USACE website. The USACE defines and determines in-stream work. The cost of all materials and labor necessary to comply with the above provisions to prepare and implement an in-stream work plan (including work within wetlands) will not be paid for separately, but shall be considered as included in the unit bid prices of the contract and no additional compensation will be allowed, with the exception of cofferdams which will be paid for as Cofferdam (Type 1) (In-stream / wetland work) with a basis of payment of each.
- 3) Perimeter Erosion Barrier: This item will be used to demarcate the perimeter of the project location and for the prevention of silt/sediment from leaving the site. Perimeter erosion barrier will be modified as necessary to accommodate the construction and repaired/replaced as necessary. This item will remain in place until all remaining items of the project have been completed. Silt fence should only be used as perimeter erosion barrier in areas where the work area is higher than the perimeter. The use of silt fence at the top of the slope/elevations higher than the work area should always be avoided. If necessary, temporary fence should be utilized in these locations (where the top of the slope/elevation is higher than the work area) in lieu of silt fence.
- 4) Stone Riprap Class Specified in Plans: This item will be placed at the locations as shown on the plans and maintained as directed by the engineer.
- 5) Stabilized Construction entrance/exit: This item will provide erosion protection during construction of the

bridges and roadways. It will be provided on both side the north side and south side of the project limits. All work associated with installation and maintenance of Stabilized Construction Entrances and concrete washouts are incidental to the contract.

6) Temporary Cofferdam: Temporary cofferdams will be utilized to dewater the work area for the construction of the bridge substructure and will remain in place until in-stream work is completed.

7) Turbidity Curtain: This item will be provided to control silt and debris when working near the waterway.

Describe how the structural practices listed above will be utilized after construction activities have been completed:

All disturbed areas by the construction activities will be stabilized with permanent erosion control blankets and seeding immediately following the finished grading.

D. Treatment Chemicals

Will polymer flocculants or treatment chemicals be utilized on this project: ☐ Yes ☒ No

If yes above, identify where and how polymer flocculants or treatment chemicals will be utilized on this project.

N/A

E. Permanent (i.e., Post-Construction) Storm Water Management Controls: Provided below is a description of measures that will be installed during the construction process to control volume and pollutants in storm water discharges that will occur after construction operations have been completed. The installation of these devices may be subject to Section 404 of the Clean Water Act.

1. Such practices may include but are not limited to: storm water detention structures (including wet ponds), storm water retention structures, flow attenuation by use of open vegetated swales and natural depressions, infiltration of runoff on site, and sequential systems (which combine several practices).

The practices selected for implementation were determined based on the technical guidance in Chapter 41 (Construction Site Storm Water Pollution Control) of the IDOT BDE Manual. If practices other than those discussed in Chapter 41 are selected for implementation or if practices are applied to situations different from those covered in Chapter 41, the technical basis for such decisions will be explained below.

2. Velocity dissipation devices will be placed at discharge locations and along the length of any outfall channel as necessary to provide a non-erosive velocity flow from the structure to a water course so that the natural physical and biological characteristics and functions are maintained and protected (e.g., maintenance of hydrologic conditions such as the hydroperiod and hydrodynamics present prior to the initiation of construction activities).

Description of permanent storm water management controls:

Stone riprap (of class specified in the plans) will be installed under the proposed bridges as well as locations of runoff outfalls to provide erosion and sediment control and to dissipate the energy of concentrated runoff. These measures will be installed in accordance with the plans and as directed by the engineer.

F. Approved State or Local Laws: The management practices, controls and provisions contained in this plan will be in accordance with IDOT specifications, which are at least as protective as the requirements contained in the IEPA's Illinois Urban Manual. Procedures and requirements specified in applicable sediment and erosion site plans or storm water management plans approved by local officials shall be described or incorporated by reference in the space provided below. Requirements specified in sediment and erosion site plans, site permits, storm water management site plans or site permits approved by local officials that are applicable to protecting surface water resources are, upon submittal of an NOI, to be authorized to discharge under the Permit ILR10 incorporated by reference and are enforceable under this permit even if they are not specifically included in the plan.

Description of procedures and requirements specified in applicable sediment and erosion site plans or storm water management plans approved by local officials:

The management practices, controls and other provisions provided in the plans are in accordance with IDOT Standard Specifications for Road and Bridge Construction and the Illinois Protection Agency's Illinois Urban Manual Standards, 404 Permit, Floodplain Permit, Winnebago County Soil and Water Conservation District, Rockford County Stormwater Management Ordinance, and all other applicable permits.

G. Contractor Required Submittals: Prior to conducting any professional services at the site covered by this plan, the Contractor and each subcontractor responsible for compliance with the permit shall submit to the Resident Engineer a Contractor Certification

Statement, BDE 2342A.

1. The Contractor shall provide a construction schedule containing an adequate level of detail to show major activities with implementation of pollution prevention BMPs, including the following items:
 - Approximate duration of the project, including each stage of the project
 - Rainy season, dry season, and winter shutdown dates
 - Temporary stabilization measures to be employed by contract phases
 - Mobilization time-frame
 - Mass clearing and grubbing/roadside clearing dates
 - Deployment of Erosion Control Practices
 - Deployment of Sediment Control Practices (including stabilized cons
 - Deployment of Construction Site Management Practices (including concrete washout facilities, chemical storage, refueling locations, etc.)
 - Paving, saw-cutting, and any other pavement related operations
 - Major planned stockpiling operation
 - Time frame for other significant long-term operations or activities that may plan non-storm water discharges as dewatering, grinding, etc
 - Permanent stabilization activities for each area of the project
2. During the pre-construction meeting, the Contractor and each subcontractor shall provide, as an attachment to their signed Contractor Certification Statement, a discussion of how they will comply with the requirements of the permit in regard to the following items and provide a graphical representation showing location and type of BMPs to be used when applicable:
 - Temporary Ditch Checks - Identify what type and the source of Temporary Ditch Checks that will be installed as part of the project. The installation details will then be included with the SWPPP.
 - Vehicle Entrances and Exits - Identify type and location of stabilized construction entrances and exits to be used and how they will be maintained.
 - Material Delivery, Storage and Use - Discuss where and how materials including chemicals, concrete curing compounds, petroleum products, etc. will be stored for this project.
 - Stockpile Management - Identify the location of both on-site and off-site stockpiles. Discuss what BMPs will be used to prevent pollution of storm water from stockpiles.
 - Waste Disposal - Discuss methods of waste disposal that will be used for this project.
 - Spill Prevention and Control - Discuss steps that will be taken in the event of a material spill (chemicals, concrete curing compounds, petroleum, etc.)
 - Concrete Residuals and Washout Wastes - Discuss the location and type of concrete washout facilities to be used on this project and how they will be signed and maintained.
 - Litter Management - Discuss how litter will be maintained for this project (education of employees, number of dumpsters, frequency of dumpster pick-up, etc.).
 - Vehicle and Equipment Fueling - Identify equipment fueling locations for this project and what BMPs will be used to ensure containment and spill prevention.
 - Vehicle and Equipment Cleaning and Maintenance - Identify where equipment cleaning and maintenance locations for this project and what BMPs will be used to ensure containment and spill prevention.
 - Dewatering Activities - Identify the controls which will be used during dewatering operations to ensure sediments will not leave the construction site.
 - Polymer Flocculants and Treatment Chemicals - Identify the use and dosage of treatment chemicals and provide the Resident Engineer with Material Safety Data Sheets. Describe procedures on how the chemicals will be used and identify who will be responsible for the use and application of these chemicals. The selected individual must be trained on the established procedures.
 - Additional measures indicated in the plan.

III. Maintenance:

When requested by the Contractor, the Resident Engineer will provide general maintenance guides (e.g., IDOT Erosion and Sediment Control Field Guide) to the Contractor for the practices associated with this project. Describe how all items will be checked for structural integrity, sediment accumulation and functionality. Any damage or undermining shall be repaired immediately. Provide specifics on how repairs will be made. The following additional procedures will be used to maintain, in good and effective operating conditions, the vegetation, erosion and sediment control measures and other protective measures identified in this plan. It will be the Contractor's responsibility to attain maintenance guidelines for any manufactured BMPs which are to be installed and maintained per manufacturer's specifications.

When requested by the Contractor, the Resident Engineer will provide maintenance guides to the contractor for the practices associated with this project. The following additional procedures will be used to maintain, in good and effective operating conditions, the vegetation, erosion and sediment control measures and other protective measures identified in this plan. It will be the Contractor's responsibility to attain maintenance guidelines for any manufactured BMPs which are to be installed and maintained per manufacturer's specifications.

A qualified inspector provided by IDOT will inspect the development at the following intervals:

- Upon completion of the installation of soil erosion control measures including perimeter controls and diversions, prior to proceeding with any earth disturbance activities
- After stripping and clearing
- After rough grading
- After final grading
- After seeding and landscaping
- After final stabilization and landscaping prior to removal of sediment control
- At least once every 7 calendar days
- Within 24 hours of the end of a storm that is 0.5 inch or greater rain event or a discharge of liquid precipitation
- Inspections may be reduced to once per month when construction activities ceased due to frozen conditions
- Weekly inspections will recommence when construction activities are conducted and / or 0.5 inch or greater rain event of liquid precipitation.

All ESC measures will be maintained in accordance with the IDOT Erosion and Sediment Control Field Guide for Construction Inspection, and IDOT's Best Management Practices - Maintenance Guide, which are found at: (<http://www.idot.illinois.gov/transportation-system/environment/erosion-and-sediment-control>).

The following erosion control measures are included and a detailed maintenance schedule is provided below for each erosion and sediment control measure:

Temporary erosion control seeding should be reapplied if stabilization has not been achieved, and rills should be restored immediately if found greater than 4 inches deep on slopes steeper than 1V:4H.

Perimeter erosion barrier (PEB) should be inspected for tears, gaps, missing/broken stakes, or undermining, and repaired as appropriate. The PEB should be cleaned if sediment reaches one-third the height of the barrier.

Erosion control blanket shall be inspected immediately after each rainfall and at least daily during prolonged rainfalls. If the blanket becomes ineffective before the ground has become fully stabilized the blanket shall be replaced.

Cofferdams shall be constructed of non-erodible materials. They shall be designed to withstand peak 2-year flows without overtopping and monitored daily. Once stabilization of adjacent structural elements; piers, abutments, piles, etc) the cofferdam shall be removed from the waterway to ensure no additional sediment flows into the coffered area.

Concrete washouts shall be inspected weekly, after 0.5 inch rainfall and after any concrete has been poured on site. Any overflow from the washout shall be removed immediately. The concrete washouts shall be covered by a non-collapsing, non-water collecting cover when rain or snow is forecasted to prevent accumulation and overflow of precipitation.

Inspections of the dewatering means and methods shall be conducted to ensure proper operation and compliance with all permits and water quality standards. Accumulated sediment shall be removed from the flow area and temporary diversions shall be repaired as required. Outlet areas shall be checked and repaired made in a timely manner. Pump outlets shall be inspected for erosion and the sumps shall be inspected for accumulation of sediment. Sediment filtration bags shall be removed and replaced when half full of sediment or when the design flow rate of the filter bag is no longer being maintained. If the receiving waters shows any sign of turbid water, erosion, or sediment accumulation, discharge activities shall be stopped immediately once safety and property damage concerns have been addressed.

Stabilized construction entrances shall be inspected after each rainfall event and be maintained to prevent tracking of sediment onto areas outside of the project limits. The sediment tracked outside of the project limit shall be removed immediately. Additional aggregate shall be placed at the stabilized construction entrance as

necessary to replace removed aggregate.

Riprap should be inspected for accumulated sediment buildup and discharge into outlets, and the sediment buildup should be removed. The riprap apron should be inspected for displacement, and any dislodged riprap should be restored. The underlying fabric should be inspected and replaced if damaged.

Sump pits shall be replaced if the pit and the filter fabric clogs with sediment.

IV. Inspections:

Qualified personnel shall inspect disturbed areas of the construction site including Borrow, Waste, and Use Areas, which have not yet been finally stabilized, structural control measures, and locations where vehicles and equipment enter and exit the site using IDOT Storm Water Pollution Prevention Plan Erosion Control Inspection Report, BC 2259. Such inspections shall be conducted at least once every seven (7) calendar days and within twenty-four (24) hours of the end of a storm or by the end of the following business or work day that is 0.5 inch or greater or equivalent snowfall.

Inspections may be reduced to once per month when construction activities have ceased due to frozen conditions. Weekly inspections will recommence when construction activities are conducted, or if there is 0.5" or greater rain event, or a discharge due to snowmelt occurs.

If any violation of the provisions of this plan is identified during the conduct of the construction work covered by this plan, the Resident Engineer shall notify the appropriate IEPA Field Operations Section office by email at: epa.swnoncomp@illinois.gov, telephone or fax within twenty-four (24) hours of the incident. The Resident Engineer shall then complete and submit an "Incidence of Non-Compliance" (ION) report for the identified violation within five (5) days of the incident. The Resident Engineer shall use forms provided by IEPA and shall include specific information on the cause of noncompliance, actions which were taken to prevent any further causes of noncompliance, and a statement detailing any environmental impact which may have resulted from the noncompliance. All reports of non-compliance shall be signed by a responsible authority in accordance with Part VI. G of the Permit ILR10.

The Incidence of Non-Compliance shall be mailed to the following address:

Illinois Environmental Protection Agency
Division of Water Pollution Control
Attn: Compliance Assurance Section
1021 North Grand East
Post Office Box 19276
Springfield, Illinois 62794-9276

V. Failure to Comply:

Failure to comply with any provisions of this Storm Water Pollution Prevention Plan will result in the implementation of a National Pollutant Discharge Elimination System/Erosion and Sediment Control Deficiency Deduction against the Contractor and/or penalties under the Permit ILR10 which could be passed on to the Contractor.



Contractor Certification Statement

Print Form

Reset Form



Prior to conducting any professional services at the site covered by this contract, the Contractor and every subcontractor must complete and return to the Resident Engineer the following certification. A separate certification must be submitted by each firm. Attach to this certification all items required by Section II.G of the Storm Water Pollution Prevention Plan (SWPPP) which will be handled by the Contractor/subcontractor completing this form.

Route	Marked Route	Section Number
FAP 525	North Springfield Avenue	111-BR
Project Number	County	Contract Number
NHPP-9287(977)	Winnebago	64P06

This certification statement is a part of SWPPP for the project described above, in accordance with the General NPDES Permit No. ILR10 issued by the Illinois Environmental Protection Agency.

I certify under penalty of law that I understand the terms of the Permit No. ILR 10 that authorizes the storm water discharges associated with industrial activity from the construction site identified as part of this certification.

Additionally, I have read and understand all of the information and requirements stated in SWPPP for the above mentioned project; I have received copies of all appropriate maintenance procedures; and, I have provided all documentation required to be in compliance with the Permit ILR10 and SWPPP and will provide timely updates to these documents as necessary.

- ☐ Contractor
☐ Sub-Contractor

Signature	Date		
<input type="text"/>	<input type="text"/>		
Print Name	Title		
<input type="text"/>	<input type="text"/>		
Name of Firm	Phone		
<input type="text"/>	<input type="text"/>		
Street Address	City	State	Zip Code
<input type="text"/>	<input type="text"/>	<input type="text"/>	<input type="text"/>
Items which this Contractor/subcontractor will be responsible for as required in Section II.G. of SWPPP			
<input type="text"/>			

USACOE PERMIT



Illinois Department of Transportation

Office of Highways Project Implementation / Region 2 / District 2
819 Depot Avenue / Dixon, Illinois 61021-3500

PROGRAM DEVELOPMENT

Studies and Plans - Hydraulics

FAP 525

Section 111BR

Winnebago County

Springfield Avenue over the north fork of Kent Creek located 0.5 mile south of IL 70

July 23, 2024

Western Branch Chief
U.S. Army Corps of Engineers, Rock Island
Attn: Regulatory Branch
Clock Tower Building
P. O. Box 2004
Rock Island, Illinois 61204-2004

Dear Sir/Madam:

Attached is a joint application form with location maps and plan details for our proposed construction project. The project is the removal and replacement of the bridge structure carrying Springfield Avenue over the north fork of Kent Creek within Winnebago County, Illinois. This structure is Jurisdictional to the USACOE/ILEPA. The project consists of the following:

- 1) Bridge Replacement (ESN: 101-0100; PSN: 101-0229)

Flow will be diverted away from the work area to have a dry work environment. Temporary in-stream work will be completed by one or any combination of the following methods:

Bridge Replacement

- A) Temporary porous rockfill as a work platform.
- B) Tramway, spanning the river, built on temporary pilings.
- C) Barges used as work platforms.
- D) Cofferdams.

Normal stream flow will be maintained throughout the project during construction.

This project will contain one bridge replacement that is jurisdictional as defined by Waters of the U.S. and no Stream Length Mitigation will be required for this project.

Western Branch Chief
Chief, Regulatory Division
U.S. Army Corps of Engineers, Rock Island
July 23, 2024
Page Two

The Illinois Historical Preservation Agency (IHPA) and the Office of Realty and Environmental Planning (OREP) have been contacted regarding this project. Copies of the correspondence are attached.

If you have any questions, please call Clifton Hulitt at (815)284-5360.

Trisha Thompson, P.E.
Region Two Engineer

A handwritten signature in blue ink, appearing to read "Steven M. Robery".

By: Steven M. Robery, P.E.
Engineer of Program Development

Attachments
ch-0014/kjo

JOINT APPLICATION FORM FOR ILLINOIS					
ITEMS 1 AND 2 FOR AGENCY USE					
1. Application Number			2. Date Received		
3. and 4. (SEE SPECIAL INSTRUCTIONS) NAME, MAILING ADDRESS AND TELEPHONE NUMBERS					
3a. Applicant's Name: Illinois Department of Transportation Company Name (if any) : Illinois Department of Transportaion Address: 819 Depot Avenue, Dixon, IL. 61021 Email Address:		3b. Co-Applicant/Property Owner Name (if needed or if different from applicant): Company Name (if any): Address: Email Address:		4. Authorized Agent (an agent is not required): Company Name (if any): Address: Email Address:	
Applicant's Phone Nos. w/area code Business: (815) 284-2271 Residence: Cell: Fax: (815) 284-5908		Applicant's Phone Nos. w/area code Business: Residence: Cell: Fax:		Agent's Phone Nos. w/area code Business: Residence: Cell: Fax:	
STATEMENT OF AUTHORIZATION					
I hereby authorize, _____ to act in my behalf as my agent in the processing of this application and to furnish, upon request, supplemental information in support of this permit application.					
Applicant's Signature			Date		
5. ADJOINING PROPERTY OWNERS (Upstream and Downstream of the water body and within Visual Reach of Project)					
Name		Mailing Address			Phone No. w/area code
a. See attached addendum		See attached addendum			
b.					
c.					
d.					
6. PROJECT TITLE: Bridge Replacement(s): See attached addendum					
7. PROJECT LOCATION: Springfield Avenue over the North Fork of Kent Creek					
LATITUDE:		°N		UTMs	
LONGITUDE:		°W		Northing:	
				Easting:	
STREET, ROAD, OR OTHER DESCRIPTIVE LOCATION				LEGAL DESCRIPT	QUARTER
Springfield Avenue over the North Fork of Kent Creek.					SECTION
					TOWNSHIP NO.
					RANGE
<input type="checkbox"/> IN OR <input checked="" type="checkbox"/> NEAR CITY OF TOWN (check appropriate box) Municipality Name Rockford				WATERWAY RIVER MILE (if applicable)	
COUNTY		STATE		ZIP CODE	
Winnebago		Illinois			

Revised 2010

☒ Corps of Engineers

☐ IL Dep't of Natural Resources

☒ IL Environmental Protection Agency

☐ Applicant's Copy

8. PROJECT DESCRIPTION (Include all features): See attached addendum													
9. PURPOSE AND NEED OF PROJECT: Complete bridge replacement of the bridge structure carrying Springfield Ave over the North Fork of Kent Creek													
COMPLETE THE FOLLOWING FOUR BLOCKS IF DREDGED AND/OR FILL MATERIAL IS TO BE DISCHARGED													
10. REASON(S) FOR DISCHARGE:													
11. TYPE(S) OF MATERIAL BEING DISCHARGED AND THE AMOUNT OF EACH TYPE IN CUBIC YARDS FOR WATERWAYS: TYPE: AMOUNT IN CUBIC YARDS:													
12. SURFACE AREA IN ACRES OF WETLANDS OR OTHER WATERS FILLED (See Instructions)													
13. DESCRIPTION OF AVOIDANCE, MINIMIZATION AND COMPENSATION (See instructions)													
14. Date activity is proposed to commence November 2024													
Date activity is expected to be completed August 2026													
15. Is any portion of the activity for which authorization is sought now complete? Yes <input type="checkbox"/> No <input checked="" type="checkbox"/>													
Month and Year the activity was completed													
NOTE: If answer is "YES" give reasons in the Project Description and Remarks section. Indicate the existing work on drawings.													
16. List all approvals or certification and denials received from other Federal, interstate, state, or local agencies for structures, construction, discharges or other activities described in this application.													
<table border="1" style="width: 100%; border-collapse: collapse;"> <thead> <tr> <th style="text-align: left;">Issuing Agency</th> <th style="text-align: left;">Type of Approval</th> <th style="text-align: left;">Identification No.</th> <th style="text-align: left;">Date of Application</th> <th style="text-align: left;">Date of Approval</th> <th style="text-align: left;">Date of Denial</th> </tr> </thead> <tbody> <tr> <td colspan="6" style="height: 40px;"> </td> </tr> </tbody> </table>		Issuing Agency	Type of Approval	Identification No.	Date of Application	Date of Approval	Date of Denial						
Issuing Agency	Type of Approval	Identification No.	Date of Application	Date of Approval	Date of Denial								
17. CONSENT TO ENTER PROPERTY LISTED IN PART 7 ABOVE IS HEREBY GRANTED. Yes No													
18. APPLICATION VERIFICATION (SEE SPECIAL INSTRUCTIONS) Application is hereby made for the activities described herein. I certify that I am familiar with the information contained in the application, and that to the best of my knowledge and belief, such information is true, complete, and accurate. I further certify that I possess the authority to undertake the proposed activities.													
<table style="width: 100%;"> <tr> <td style="width: 50%; text-align: center;">  _____ Signature of Applicant or Authorized Agent </td> <td style="width: 50%; text-align: center;"> 7/22/24 _____ Date </td> </tr> <tr> <td style="text-align: center;"> _____ Signature of Applicant or Authorized Agent </td> <td style="text-align: center;"> _____ Date </td> </tr> <tr> <td style="text-align: center;"> _____ Signature of Applicant or Authorized Agent </td> <td style="text-align: center;"> _____ Date </td> </tr> </table>		 _____ Signature of Applicant or Authorized Agent	7/22/24 _____ Date	_____ Signature of Applicant or Authorized Agent	_____ Date	_____ Signature of Applicant or Authorized Agent	_____ Date						
 _____ Signature of Applicant or Authorized Agent	7/22/24 _____ Date												
_____ Signature of Applicant or Authorized Agent	_____ Date												
_____ Signature of Applicant or Authorized Agent	_____ Date												
<table style="width: 100%;"> <tr> <td><input checked="" type="checkbox"/> Corps of Engineers Revised 2010</td> <td><input type="checkbox"/> IL Dep't of Natural Resources</td> <td><input checked="" type="checkbox"/> IL Environmental Protection Agency</td> <td><input type="checkbox"/> Applicant's Copy</td> </tr> </table>		<input checked="" type="checkbox"/> Corps of Engineers Revised 2010	<input type="checkbox"/> IL Dep't of Natural Resources	<input checked="" type="checkbox"/> IL Environmental Protection Agency	<input type="checkbox"/> Applicant's Copy								
<input checked="" type="checkbox"/> Corps of Engineers Revised 2010	<input type="checkbox"/> IL Dep't of Natural Resources	<input checked="" type="checkbox"/> IL Environmental Protection Agency	<input type="checkbox"/> Applicant's Copy										

SEE INSTRUCTIONS FOR ADDRESS

LOCATION MAP

See pdf submittal for all Location Maps. There are multiple locations....

Revised 2010

☒ Corps of Engineers

☐ IL Dep't of Natural Resources

☒ IL Environmental Protection Agency

☐ Applicant's Copy

PLAN VIEW

See pdf submittal for all Plan Views. There are multiple locations.....

FOR AGENCY USE ONLY

JOINT APPLICATION FORM ADDENDUM

6. Project Description and Remarks: Describe in detail the proposed activity, its purpose, and intended use. Also indicate the drainage area at the watershed to the downstream limit. Use attachments if needed.

The complete bridge replacement of the bridge structure with proposed three-span structure carrying Springfield Avenue over North Fork of Kent Creek, Winnebago County, Illinois. They are:

- 1) ESN: 101-0100, PSN: 101-0229

The Drainage Area at the Sites are:

- 1) ESN: 101-0100 (19.3 Sq. Mi.).

The contractor will not be allowed to drop any debris into the North Fork of Kent Creek. If this does occur, the contractor will be required to promptly remove it. Temporary in-stream work will be completed by one or any combination of the following methods:

- A. Temporary porous rockfill as a work platform
- B. Tramway, spanning the river, built on temporary pilings
- C. Barges used as work platforms
- D. Cofferdams

The project will be constructed having Springfield Avenue closed and traffic detoured.

7. Names, address, and telephone numbers of all adjoining and potentially affected property owners, including the owner of the subject property if different from applicant.

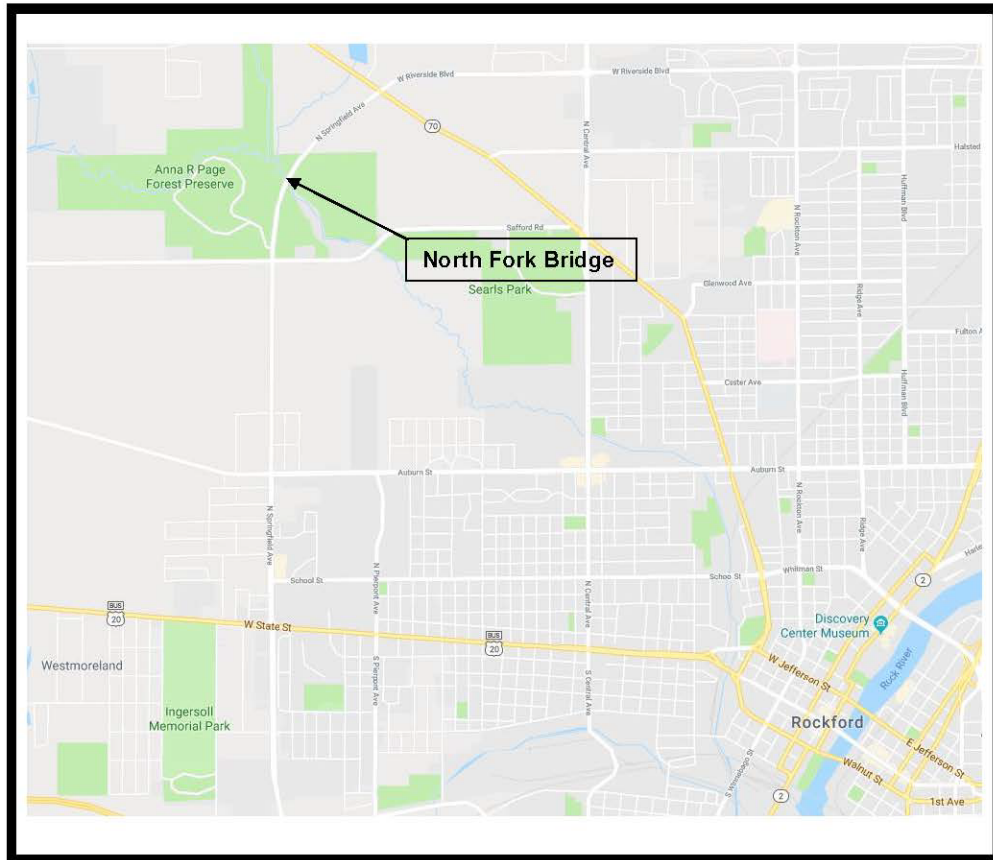
101-0100:

<u>Northwest</u>	<u>Northeast</u>	<u>Southwest</u>	<u>Southeast</u>
Anna R. Page Forest Preserve	Lockwood Park & Trailside Equestrian Centre	Same as Northwest	Same as Northeast
Rockford Park District	Rockford Park District		
401 S. Main St.	401 S. Main St.		
Rockford, IL 61101	Rockford, IL 61101		

8. Location of Activity.

101-0100:

Name of Waterway at location of the activity: North Fork of Kent Creek
 Legal Description: NW ¼ of the NE ¼ of Section 8 of T 44N, R 1E of the 3 PM
 Lat/Long: 42°18'28.95" N, 89°08'37.40" W
 Street, road, or other descriptive location: Springfield Avenue
 In or near city or town: Rockford
 Name of Local Governing Community: Rockford
 County: Winnebago State: IL Zip Code: 61101




FAP 525 (SPRINGFIELD AVE)
SECTION 111BR
WINNEBAGO COUNTY
JOB NO. P-92-004-20 (PHASE I)
JOB NO. D-92-009-20 (PHASE II)
CONTRACT NO. 64P06

REMOVAL AND REPLACEMENT OF THE STRUCTURE (SN 101-0100)
CARRYING SPRINGFIELD AVENUE OVER THE NORTH FORK OF
KENT CREEK




FLOOD HAZARD INFORMATION



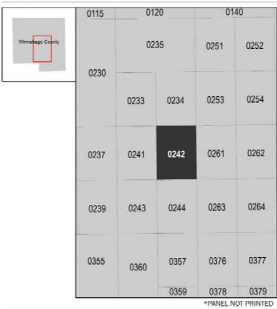
NOTES TO USERS

For information and questions about the Flood Insurance Rate Map (FIRM), available products associated with the FIRM, including historic versions, the current map date for each FIRM panel, how to order products, or other information, please contact the National Flood Insurance Program (NFIP) at 1-877-FEMA-1345 or 1-877-338-2223. For more information, please visit the NFIP website at www.fema.gov. For more information, please visit the NFIP website at www.fema.gov. For more information, please visit the NFIP website at www.fema.gov.

SCALE



PANEL LOCATOR

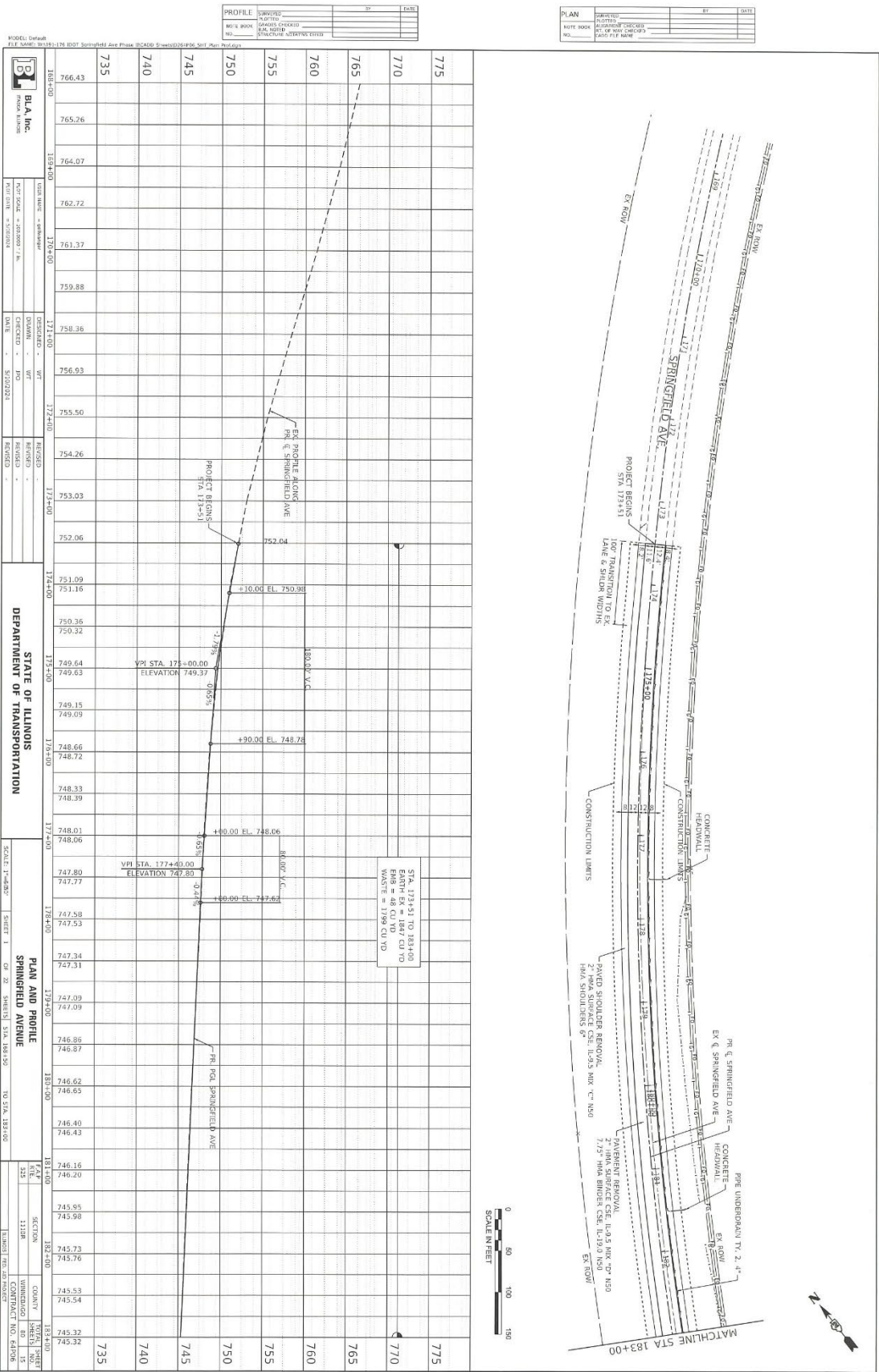


NATIONAL FLOOD INSURANCE PROGRAM
FLOOD INSURANCE RATE MAP

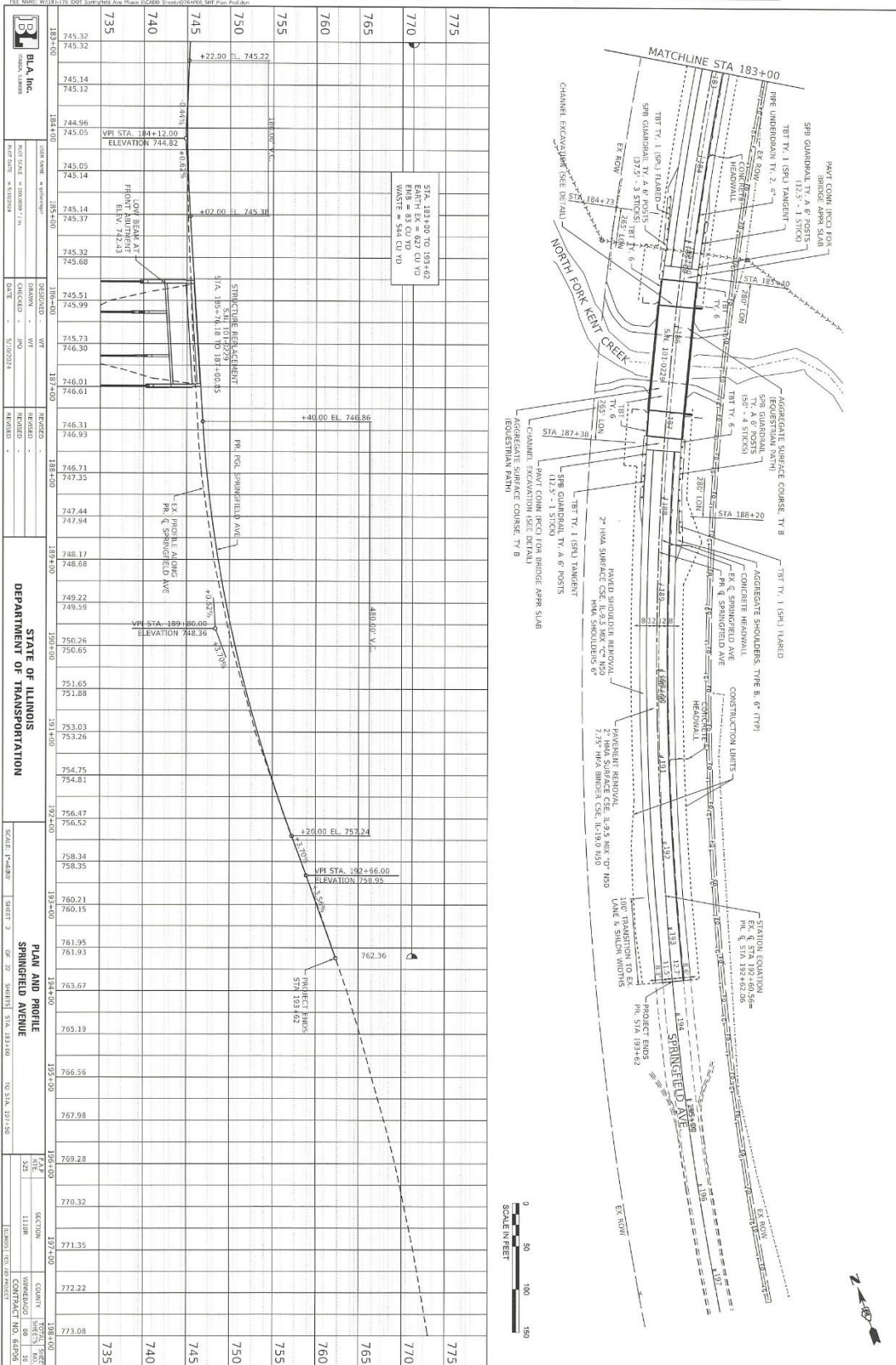
WINNEBAGO COUNTY, IL
and Incorporated Areas
Panel 242 of 415

COMMUNITY	NUMBER	PANEL	SUFFIX
ROCKFORD, CITY OF	170723	0242	E
WINNEBAGO COUNTY	170720	0242	E

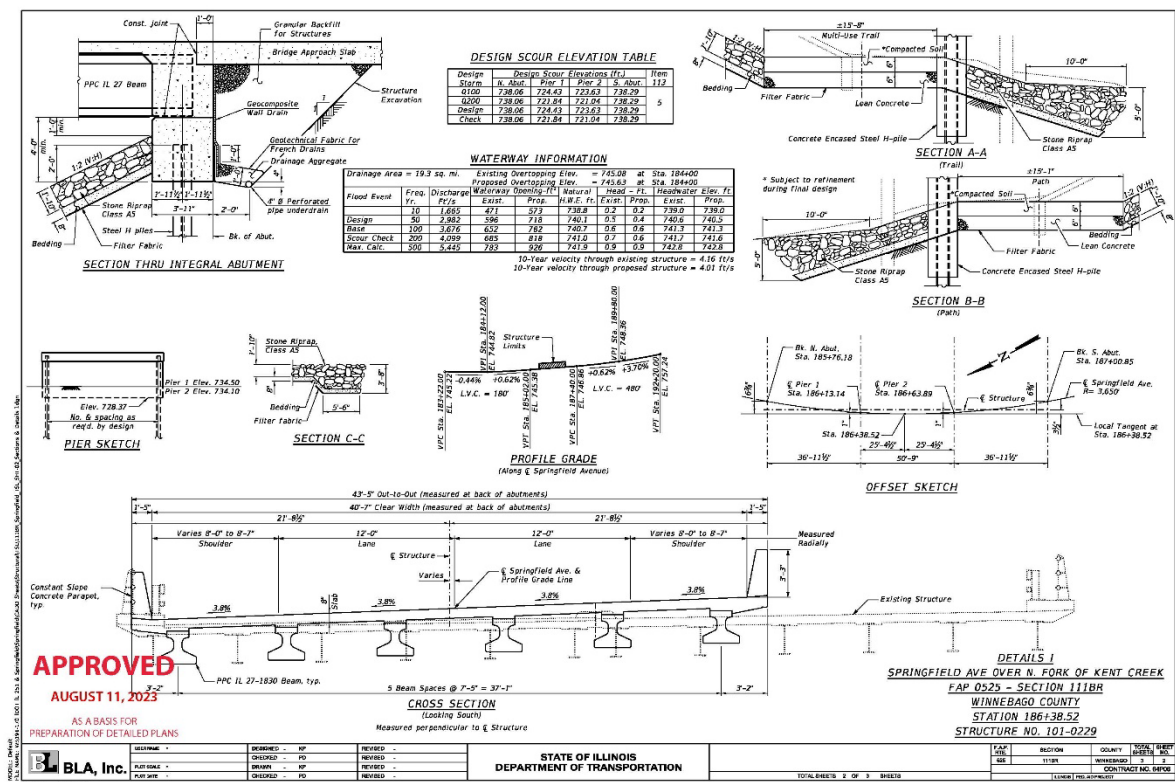
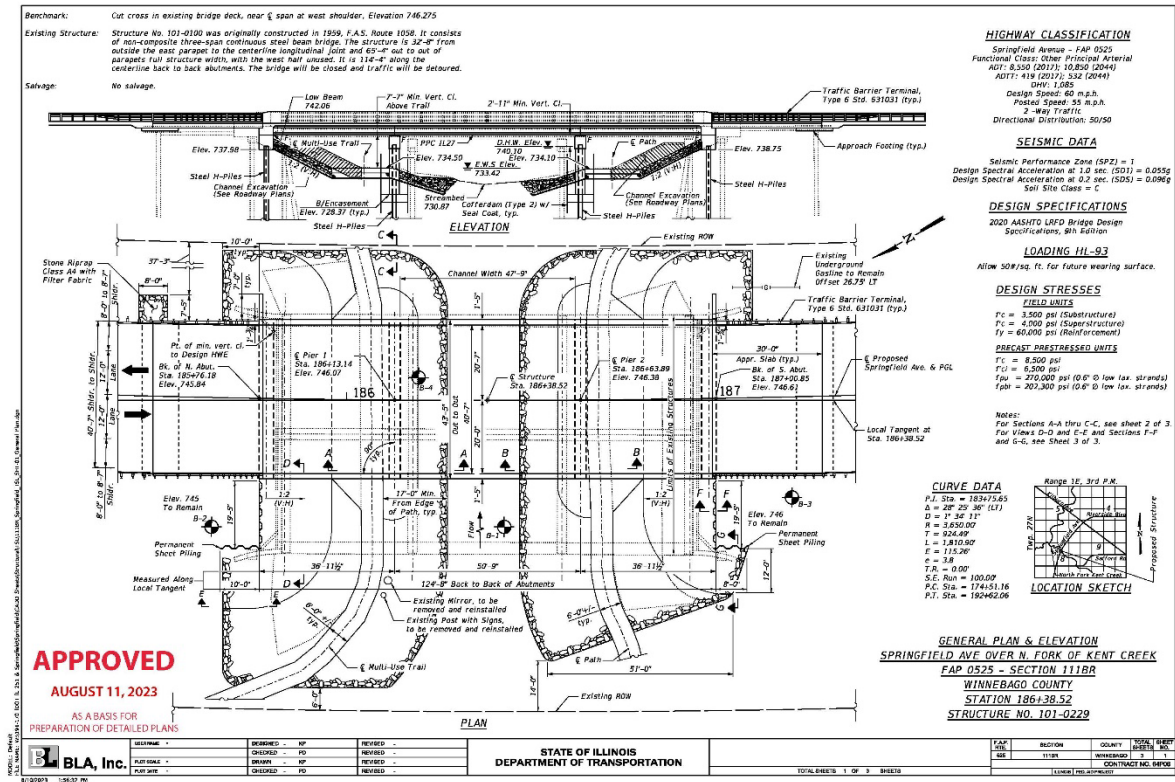
FAP Route 525 (Springfield Ave.)
Project NHPP-9287(977)
Section 111BR
Winnebago County
Contract No. 64P06

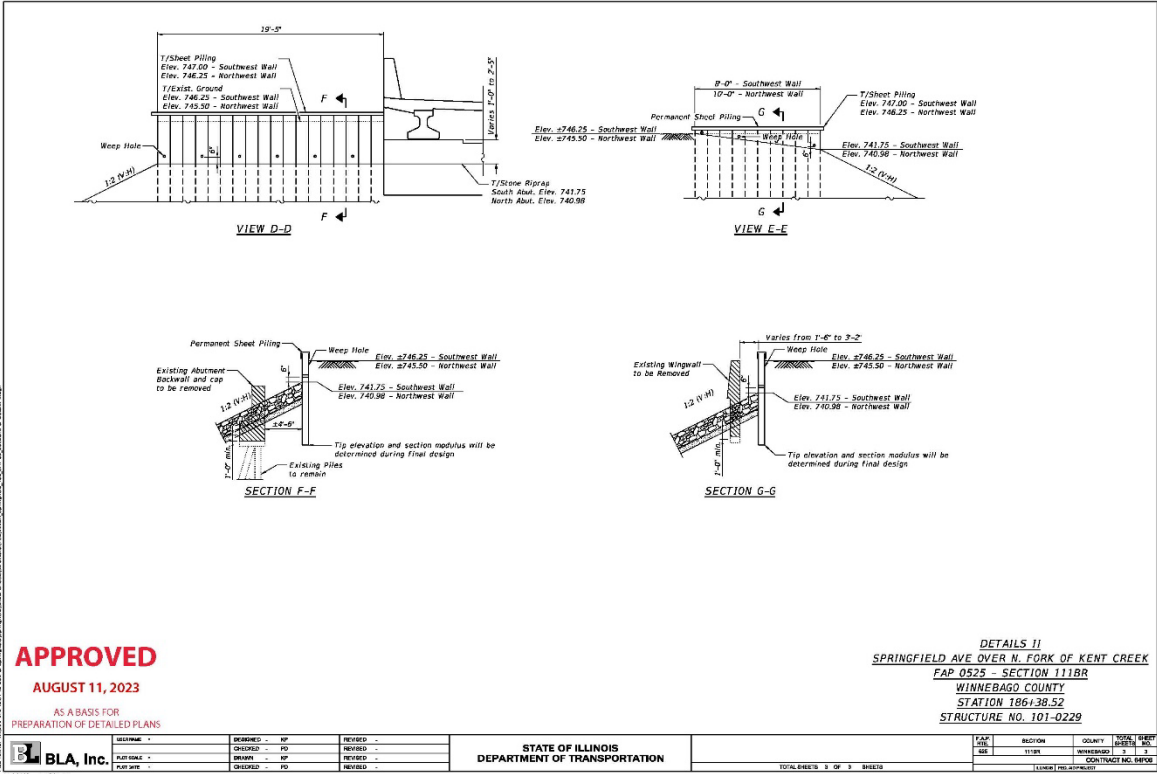


PLAN	SURVEYED	BY	DATE
	PLOTTED		
NOTE BOOK	ALIGNMENT CHECKED		
NO.	RT. OF WAY CHECKED		
	CADD FILE NAME		



FAP Route 525 (Springfield Ave.)
Project NHPP-9287(977)
Section 111BR
Winnebago County
Contract No. 64P06







Illinois Department of Transportation

Memorandum

To: Steve Robery
From: Heather Rhodes *Heather J. Rhodes*
Subject: Biological Clearance Memo
Date: May 31, 2023

FAP 525 Springfield Avenue
Section 111BR
Winnebago County
Job No. P-92-004-20
Contract No. 64P06
Seq. No. 24063

Right of Way/Easements:

Total of 0 Acres of Right of Way required to build this project.

Total of 0 Acres of Easement (P/T) required to build this project.

If during the PH II process the acres of ROW/Easement changes from what was identified in the PH I report, please notify the Environmental Studies Supervisor to determine if an addendum will be required.

Tree Removal:

0 Individual trees will be removed to build this project.

0.13 Acres of tree removal will be required to build this project.

All tree impacts will be mitigated under Inter Governmental Agreement No. 21-IDNR-Trees-D2 with IDNR, therefore no tree replacement is included with this project. This agreement covers all projects funded from FY 2022 through FY 2025.

Wetlands:

There are wetlands present in the project area?

If wetlands are present, please contact the Environmental Studies Supervisor for location of wetlands. Impacts will have to be cleared during the PH II process before project can be let.

This clearance is valid for 2 years from date of attached NRR from Springfield and MUST be valid at the time of Design Approval and Letting. Please contact Environmental Studies Supervisor to renew after May 31, 2025.

Commitments:

**** The following commitment(s) must be included in the Phase II plans, which will be sent out for bids. ****

Conservation measures for the NLEB, Ibat and Rusty Patch Bumble Bee: Trees three (3) inches or greater in diameter at breast height shall be cleared only from August 1 and October 15 of any given year. The US Fish and Wildlife Service concurred with our determination and date restriction on tree clearing and provided the conservation measures below from coordination dated 5/30/23 and must be implemented.

To avoid adversely affecting the RPBB, NLEB and bat, IDOT will commit to the following measures:

- Forested areas will be cleared between August 1 and October 15 of any construction year to avoid clearing during the RPBB and bat active seasons.
- Herbaceous areas of medium quality habitat within the project construction limits will be mowed (6-9 inches) as needed from March 15 to October 14 the year of construction to keep floral resources from blooming.
- No parking or construction staging shall occur along the project limits within any medium quality habitat zones.
- Any disturbed ground shall be reseeded with native prairie mixes such as IDOT Class 4 or 5, as appropriate.

IDNR also offers the following conservation measures be considered to help protect native wildlife and enhance natural areas in the project area:

• If temporary or permanent lighting is required, the Department recommends the following lighting recommendation to minimize adverse effects to wildlife:

- o All lighting should be fully shielded fixtures that emit no light upward.
- o Only "warm-white" or filtered LEDs (CCT < 3,000 K; S/P ratio < 1.2) should be used to minimize blue emission.
- o Only light the exact space with the amount (lumens) needed to meet facility safety requirement.
- o If LEDs are to be used, avoid the temptation to over-light based on the higher luminous efficiency of LEDs.
- If erosion control blanket is to be used, the Department also recommends that wildlife-friendly plastic-free blanket be used around wetlands and adjacent to natural areas, if not feasible to implement project wide, to prevent the entanglement of native wildlife.

Failure to include the commitment(s) listed above in final Phase II plans may prevent this project from being awarded and/or let.



Illinois Department of Transportation

Memorandum

To: Masood Ahmad Attn: David E. Broviak
From: Jack A. Elston By: Shawn Wilcockson
Subject: Natural Resources Review
Date: May 31, 2023

A handwritten signature in blue ink, appearing to read 'Shawn Wilcockson'.

Seq # 24063
Job # P-92-004-20
Route: FAP 525
Marked: Springfield Avenue
Location: T44N / R1E / S8
Description: Bridge Replacement
Project: Over North Fork Kent Creek
Municipality Rockford
County Winnebago

The proposed project involves the replacement of bridge structure number (SN: 101-0100) carrying Springfield Avenue over the North Fork Kent Creek in the city of Rockford. The proposed project is a full bridge structure replacement. The new bridge will be reduced from 4 lanes to a two-lane bridge structure. The project may also include a multi-use path.

The project requires instream work within the North Fork Kent Creek. There will be 2.0 acres of land acquisition. According to District 2 via email dated 5-26-2023, there will be 0.13 acres of tree removal for this proposed project. Land cover in the vicinity of the proposed improvement is forested parkland with the Anna R Park Forest Preserve on the west side and on Quarry Hill Park on the east side. Right-of-way- is mowed and maintained.

Review for Illinois Endangered Species Protection and Illinois Natural Areas Preservation – Part 1075

The Illinois Natural Heritage Database contains multiple records of the state and federally endangered rusty patched bumble bee (RPBB). The project area also lies within an area defined by the United States Fish and Wildlife Service (USFWS) as having a high potential for encountering. RPBB requires full season nectar plants for foraging and loose, undisturbed soils for nesting. The nearest records are located 0.3 to 0.5-mile south within the Anna R. Page Park / Forest Preserve. Additional records are located approximately 1 mile southwest within the Searls Park Nature Preserves / Illinois Natural Area Inventory (INAI) site. Due to the presence of RPBB records near the project area, IDOT instructed the Illinois Natural History Survey (INHS) to conduct RPBB habitat and netting surveys within the project area in 2021. Results of the 2021 RPBB habitat survey indicated approximately 2 acres were classified as providing no habitat for RPBB; 8.8 acres consisted of low-quality RPBB habitat; however, 2.5 acres provided medium-quality habitat. Netting resulted in the capture of four individual RPBB workers within the Anna R. Page Park on the south side of the road east of the bridge. RPBB was captured at the sample site during each of three sampling events. The Springfield Avenue corridor provides scattered floral, nesting, and overwintering resources for RPBB across all seasons.

An EcoCat was submitted to IDNR on 12-30-2022. IDNR responded back on 3-8-23 with the recommendations below. Coordination occurred with USFWS, with their response dated 5-30-23. Recommendations below are from both IDNR and USFWS. These commitments shall be placed in the project plans:

To avoid adversely affecting the RPBB, NLEB, and Ibat, IDOT will commit to the following measures:

- *Forested areas will be cleared between August 1 and October 15 of any construction year to avoid clearing during the RPBB and bat active seasons.*
- *Herbaceous areas of medium quality habitat within the project construction limits will be mowed (6-9 inches) as needed from March 15 to October 14 the year of construction to keep floral resources from blooming.*
- *No parking or construction staging shall occur along the project limits within any medium quality habitat zones.*
- *Any disturbed ground shall be reseeded with native prairie mixes such as IDOT Class 4 or 5, as appropriate.*

IDNR also offers the following conservation measures be considered to help protect native wildlife and enhance natural areas in the project area:

• *If temporary or permanent lighting is required, the Department recommends the following lighting recommendation to minimize adverse effects to wildlife:*

- o *All lighting should be fully shielded fixtures that emit no light upward.*
- o *Only "warm-white" or filtered LEDs (CCT < 3,000 K; S/P ratio < 1.2) should be used to minimize blue emission.*
- o *Only light the exact space with the amount (lumens) needed to meet facility safety requirement.*
- o *If LEDs are to be used, avoid the temptation to over-light based on the higher luminous efficiency of LEDs.*

• *If erosion control blanket is to be used, the Department also recommends that wildlife-friendly plastic-free blanket be used around wetlands and adjacent to natural areas, if not feasible to implement project wide, to prevent the entanglement of native wildlife.*

Therefore, consultation under Part 1075 is terminated.

This review for compliance with 17 Ill. Adm. Code Part 1075 is valid for two years unless new information becomes available that was not previously considered; the proposed improvement is modified; or additional species, essential habitat, or Natural Areas are identified in the vicinity. If the proposed improvement has not been implemented within two years of the date of this memorandum, or any of the above listed conditions develop, a new review will be necessary.

Review for Illinois Interagency Wetland Policy Act – Part 1090

The National Wetlands Inventory shows wetlands in the vicinity of the project location. A survey for wetlands was conducted within the Environmental Survey Request limits for the proposed

improvements. Results of the survey identified one forested wetland site and one other surface water (OSW) site. The Wetland Delineation Report and spatial information (ArcGIS shapefile) are saved in the project folder. A Wetland Impact Evaluation (WIE) was received stating there are no wetland impacts. **Our review for compliance under Part 1090 is terminated.**

Review for Endangered Species Act - Section 7

The proposed improvement was reviewed in fulfillment of our obligation under Section 7(a)2 of the Endangered Species Act. Our review included use of the US Fish and Wildlife Service's (USFWS) Information for Planning and Conservation (IPaC) web-based review tool. Through IPaC, an official species list was generated. The list contains the endangered, threatened, proposed and candidate species and proposed and designated critical habitat that may be present within or in the vicinity of the proposed improvement. The following species are listed: Indiana bat (Ibat), Northern long-eared bat (NLEB), tricolored bat (proposed endangered), whooping crane (experimental population, non-essential), Hines emerald dragonfly (HED), Rusty patched bumble bee (RPBB), eastern prairie fringed orchid (EPFO) and prairie bush-clover. No proposed or designated critical habitat is listed. Under 50 CFR 402.12(e), **the accuracy of the species list is limited to 90 days.**

Indiana Bat and Northern Long-eared Bat

According to District 2 via email dated 5-26-2023, there will be 0.13 acres of tree removal for this proposed project. Land cover in the vicinity of the proposed improvement is forested parkland with the Anna R Park Forest Preserve on the west side and on Quarry Hill Park on the east side. Right-of-way- is mowed and maintained. There are no records of maternity roost trees, maternity colonies or hibernacula in the vicinity of the project corridor.

Within IPaC there is a Determination Key for the NLEB and Ibat. We used the key to determine applicability of the project with the USFWS revised programmatic biological opinion for transportation projects and to assess what effect the project would have on NLEB and Ibat. We completed an IPaC qualification interview and determined that **the project is within the scope of the programmatic biological opinion and is not likely to adversely affect the NLEB and Ibat** provided the conservation measures below from coordination with USFWS dated 5-30-23 are implemented. These conservation measures are beneficial to NLEB, Ibat, and RPBB:

Trees three (3) inches or greater in diameter at breast height shall be cleared only from August 1 and October 15 of any given year.

This determination is based in part on the results of the bridge/structure assessment which found no bats or signs of bats utilizing the bridge. **Please note that all bridge assessments for signs of bats are valid for two years and that expired assessments will need to be updated prior to the start of work on the bridge.**

At this time, the Tricolored bat is proposed for listing as federally endangered. The species habitat requirements are similar to NLEB and Ibat. They often roost in trees during the summer active season and hibernate in caves or mines during the winter. Therefore, this office has determined that the above conservation measures may also provide protections for the Tricolored bat. **However, once the USFWS issues their final ruling on whether or not to list the Tricolored bat as federally endangered, there may be additional consultation needed for those projects that have not been completed by the effective date.**

Rusty Patched Bumble Bee

We evaluated the limits of the proposed improvement for the presence of potentially suitable Rusty patched bumble bee habitat. Our evaluation included the use of the guidance issued by USFWS dated December 2021 and titled "The Rusty Patched Bumble Bee (*Bombus affinis*), Endangered Species Act Section 7(a)(2) Voluntary Implementation Guidance, version 3.1. (<https://www.fws.gov/sites/default/files/documents/Section%207%20guidance%20for%20rusty%20patched%20bumble%20bee%20%28Bombus%20affinis%29.pdf>).

We cross referenced the preferred habitat of the Rusty patched bumble bee (RPBB) with our knowledge of the project areas and determined that the project area is entirely within a USFWS High Potential Zone (HPZ) for RPBB. The nearest records are located 0.3 to 0.5-mile south within the Anna R. Page Park / Forest Preserve. Additional records area located approximately 1 mile southwest within the Searls Park Nature Preserves / Illinois Natural Area Inventory (INAI) site. Due to the presence of numerous RPBB records near the project area, IDOT instructed the Illinois Natural History Survey (INHS) to conduct RPBB habitat and netting surveys of the project area in 2021.

Results of the 2021 RPBB habitat survey indicated approximately 2 acres were classified as providing no habitat for RPBB; 8.8 acres consisted of low-quality RPBB habitat; however, 2.5 acres provided medium-quality habitat. Netting resulted in the capture of four individual RPBB workers within the Anna R. Page Park on the south side of the road east of the bridge. RPBB was captured at the sample site during each of three sampling events. The Springfield Avenue corridor provides scattered floral, nesting, and overwintering resources for RPBB across all seasons. Coordination occurred with USFWS, with their response dated 5-30-23. In-order to avoid adverse impacts to RPBB, IDOT shall place the following commitments into the project plans:

- Forested areas will be cleared between August 1 and October 15 of any construction year to avoid clearing during the RPBB active seasons.
- Herbaceous areas of medium quality habitat within the project construction limits will be mowed (6-9 inches) as needed from March 15 to October 14 the year of construction to keep floral resources from blooming.
- No parking or construction staging shall occur along the project limits within any medium quality habitat zones.
- Any disturbed ground shall be reseeded with native prairie mixes such as IDOT Class 4 or 5, as appropriate.

In accordance with Section 7 of the Endangered Species Act, we determined that the project **may affect, but is not likely to adversely effect** to the Rusty patched bumble bee.

We cross-referenced the preferred habitat of each of the listed species with our knowledge of the project area and determined that the proposed improvement will have **no effect** on those species.

Should the project be modified, or new information indicates listed or proposed species may be affected, consultation or additional coordination should be initiated.

JLB and SDH



Illinois Department of Transportation

Memorandum

To: Steve Robery
From: Mark D. Nardini *M.D. Nardini*
Subject: Cultural Coordination
Date: July 1, 2022

FAP 525 (Springfield Ave)
Section 111BR
Winnebago County
Job No. P-92-004-20
Contract No. 64P06
Seq. No. 24063

- ☐ Cultural coordination is not required for this project, since it will not involve acquisition of additional right-of-way or easement (temporary or permanent); potentially affect a historic district or history property listed on the National Register of Historic Places (NRHP); or involve replacement or rehabilitation of a bridge 50 years old or older.
- ☐ No right-of-way or easement is required for this project. However, a search of HARGIS identified property or an Historic District that is listed on the NRHP. After consultation with BDE, it has been determined that this project will not affect this property (coordination attached).
- ☒ Right-of-way or easement is required for this project, therefore this project was submitted for Coordination and Cultural Clearance has been received (copy attached).



Illinois Department of Transportation

Memorandum

To: Masood Ahmad Attn: Mark Nardini
From: Jack Elston By: Joseph Galloy
Subject: Cultural Resources - No Historic Properties Affected Clearance
Date: July 1, 2022

Winnebago County
FAP 525, Springfield Avenue
Rockford
Job No. P-92-004-20
Seq. No. 24063
ISAS Log 21084

For the above referenced undertaking, IDOT's qualified Cultural Resources staff hereby make a **"No Historic Properties Affected"** finding pursuant to Section 106 of the National Historic Preservation Act.

This finding concludes the Section 106 process in accordance with the stipulations of the, Programmatic Agreement Regarding Section 106 Implementation for Federal-Aid Transportation Projects in the State of Illinois, executed March 6, 2018 by FHWA, Illinois SHPO, IDOT and the Advisory Council on Historic Preservation.

No further cultural resources coordination is required for this undertaking, unless design modifications or new information indicate that historic properties may be affected. If so, then, additional coordination with my office is required.

A handwritten signature in cursive script, reading "Joseph M. Galloy".

Joseph M. Galloy
Cultural Resources Unit Manager
Bureau of Design & Environment

JG:ses



Illinois Department of Transportation

Memorandum

To: Steve Robery
From: Mark D. Nardini *MDN*
Subject: Special Waste Clearance
Date: September 29, 2021

FAP 525 (Springfield Ave)
Section 111BR
Winnebago County
Job No. D-92-004-20
Contract No. 64P06
Seq. No. 24063

- ☐ This project passed a Level 1 Special Waste Screening and therefore a Level 1 signoff has been granted by the District 2 Environmental Studies Supervisor (Attached). *This signoff is valid for 6 months and must be current at time of Design Approval and Letting.*
- ☐ This project **DID NOT** pass a Level 1 Special Waste Screening; therefore, a Level 2 Special Waste Screening was performed. The results allowed a Level 2 signoff to be granted by the District 2 Environmental Studies Supervisor (Attached). *This signoff is valid for 6 months and must be current at time of Design Approval and Letting.*
- ☐ This project failed both a Level 1 and Level 2 Special Waste Screening and a PESA is required. The results of this PESA indicated that there are **NO** REC's present, which would be identified in Table 1 of the PESA. Therefore, this project has been cleared for Special Waste Coordination (PESA memo attached). *This PESA is valid for 3 years; however, the actual signoff is good for 6 months and must be current at time of Design Approval and Letting.*
- ☐ This project failed both a Level 1 and Level 2 Special Waste Screening and a Level 3 Screening was completed. The results allowed a Level 3 signoff to be granted by the District 2 Environmental Studies Supervisor (Attached). *This signoff is valid for 6 months and must be current at time of Design Approval and Letting.*
- ☒ This project failed both a Level 1 and Level 2 Special Waste Screening and a PESA is required. The results of this PESA indicated that there **ARE** REC's present, which are identified in Table 1 of the PESA. Even though there are REC's presents, this project has been cleared for Special Waste Coordination (PESA memo attached). *This PESA is valid for 3 years; however, the actual signoff is good for 6 months and must be current at time of Design Approval and Letting.*

When REC's are present, please provide the Environmental Section with the information outlined in the exhibits found in the PESA folder under the Environmental Submittals.



Illinois Department of Transportation

Memorandum

To: Masood Ahmad
From: Jack A. Elston
Subject: PESA Review
Date: September 29, 2021

Attn: Becky Marruffo
By: Scott E. Stitt
Scott E. Stitt

Project: FAP 525 (Springfield Avenue) at North Fork Kent Creek, Rockford
District 2: Winnebago County
Requesting Agency: DOH
Survey Target Date: 12/16/2021
Anticipated Letting: Not Provided
BDE Sequence #: 24063

Job #: P-92-004-20
Contract #: 64P06
Anticipated DA: 06/20/2022
Section: 111BR
ISGS PESA #: 4170

Attached is a copy of the Preliminary Environmental Site Assessment (PESA) report prepared by the Illinois State Geological Survey (ISGS) for the subject project as described in your Special Waste Environmental Survey Request (ESR). Table 1 identifies sites along the project route that were determined to contain recognized environmental conditions (RECs). It is the opinion of this office, in consultation with the Chief Counsel's Office, that a preliminary site investigation (PSI) is required if any site identified in Table 1 of the PESA report involves any of the following situations:

- New right of way or easement (temporary or permanent);
- Railroad right-of-way, other than single rail rural with no maintenance facilities; or
- Building demolition / modification.

Additionally, a PSI is required if the project will have excavation or subsurface utility relocation on existing right-of-way adjoining a site identified in Table 1 of the PESA report.

If the district determines that they can avoid all the sites containing RECs, then a PSI is not required and the project will be in compliance with Departmental Policy D&E-11. If the district determines the project will involve a site containing a REC(s), then a PSI is required and the statewide special waste consultant should be requested to perform the PSI. Please notify this office of any actions you may decide to take concerning these sites (avoidance or further investigation). The PESA Response and Work Order form can be found on PMA.

The district should determine if any new right-of-way or easement will involve: any site identified in Table 1 of the PESA report, or any site adjoining a site listed in Table 4. For those identified situations, the District Bureau of Land Acquisition (DBLA) shall coordinate the acquisition with this office, Central Bureau of Land Acquisition, and the Chief Counsel's Office to determine if an "All Appropriate Inquiries" (AAI) assessment is required prior to the acquisition process for additional liability protection under CERCLA.

Other findings and recommendations of the report should be carefully considered. For questions regarding this report or the tasking of the statewide consultant, please contact Josh Venaas at 217/785-4181 or James R. Curtis at 217/558-4653.

Attachments

cc: Office of Chief Counsel – Rm. 313
District Bureau of Land Acquisition

District Utility Coordinator

EXECUTIVE SUMMARY

This report presents the results of an environmental site assessment for improvements to Springfield Avenue at North Fork Kent Creek, Rockford, Winnebago County. This report was prepared on behalf of the Illinois Department of Transportation (IDOT) by the Illinois State Geological Survey (ISGS).

The following sites were examined for this project. The tables below list sites along the project for which recognized environmental conditions (RECs)* were identified for each address or address range (Table 1); sites along the project for which only de minimis conditions were identified (Table 2); sites along the project for which no RECs or de minimis conditions were identified (Table 3); and sites adjoining but not on the project that were identified on environmental databases (Table 4). Further investigation of sites with RECs may be desired.

Table 1. The following sites along the project were determined to contain RECs:

Property name IDOT parcel #	ISGS site #	REC(s), including de minimis conditions	Regulatory database(s)	Land use
North Fork Kent Creek NA	4170-4	Non-attainment of water quality	None	Stream
Anna R. Page Forest Preserve NA	4170-5	Former USTs; ASTs; evidence of chemical use; natural gas pipeline; potential ACM and lead paint	RCRA, BOL, UST	Recreational

Table 2. The following sites along the project were determined to contain de minimis conditions only:

Property name IDOT parcel #	ISGS site #	De minimis condition(s)	Land use
Agricultural land NA	4170-1	Likely pesticide and/or herbicide use	Agricultural
Vacant land NA	4170-2	Natural gas pipeline; likely past pesticide and/or herbicide use	Vacant
Vacant land NA	4170-3	Likely past pesticide and/or herbicide use	Vacant
Quarry Hill Park NA	4170-6	Natural gas pipeline; transformers; likely past pesticide and/or herbicide use; potential ACM and lead paint	Recreational

Table 3. The following sites along the project were determined not to contain RECs or de minimis conditions:



Illinois Department of Transportation

Memorandum

To: Mike Kuehn
From: Heath Jordan 
Subject: Park Lands Coordination
Date: November 20, 2023

FAP 525 (Springfield Ave)
Section 111BR
Winnebago County
Job No. P-92-004-20
Contract No. 64P06
Seq. No. 24063

- ☐ A review of the project area by District 2 Environmental Section resulted in no park lands being identified.
- ☐ A review of the project area by District 2 Environmental Section resulted in being identified within the project limits. However, no right-of-way or easement will be required for this project.
- ☐ A review of the project area by District 2 Environmental Section resulted in being identified within the project limits. However, no right-of-way will be required from for this project.
- ☒ A review of the project area by District 2 Environmental Section resulted in a project that involves the replacement of bridge structure (SN: 101-0100) carrying Springfield Avenue over the North Fork Kent Creek in the City of Rockford. The project is a full bridge structure replacement. Underneath the bridge is a multi-use path to Anna Page Park, under the jurisdiction of the Rockford Park District, being identified within the project limits. Right-of-way will be required from this property and a *De Minimis Impact Determination* was performed (Attached).
- ☒ Class II Action (Categorical Exclusions):
This project will result in the use of Anna Page Park, a Section 4(f) resource. FHWA hereby makes a de minimis impact determination for this use as it will not adversely affect this resource's activities, features, and attributes. The de minimis impact determination is based on the impact avoidance, minimization, and mitigation or enhancement measures detailed in the documentation submitted on October 11, 2023.
- ☐ Class III Action (Environmental Assessments/FONSI):

This project will result in the use of _____, a Section 4(f) resource. FHWA hereby makes a de minimis impact determination for this use as it will not adversely affect this resource's activities, features, and attributes. The de minimis impact determination is based on the impact avoidance, minimization, and mitigation or enhancement measures detailed in the attached Environmental Assessment.

- ☒ Anna Page Park is not a 6(f) property
- ☐ _____ is a 6(f) property and coordination has been attached.
- ☐ LAWCON funds were used.
- ☐ OSLAD funds were used.

FHWA: Approved to be processed as an Exception to 4(f) with regard to Temporary Occupancies, specifically 23 CFR 774.13 (d) on November 20, 2023.

Commitments:

- 1) Duration will be temporary, estimated 20 calendar days for demolition of the structure and two calendar days for setting of the beams on the new structure, i.e., less than the time needed for construction of the project, and there should be no change in ownership of the land.
- 2) The multi-use path under Springfield Avenue shall remain open during the month of October.
- 3) The Rockford Park District Staff shall be updated of construction schedule and path closure.
- 4) During construction access shall be provided to Rockford Park District Staff to get equipment from one side of Springfield Avenue to the other side.
- 5) Contact names that the contractor shall keep in communication with regarding the project from the start of the project and continue throughout the duration of the project:
 - Ray Mason
Supervisor Northwest Zone
Rockford Park District
Cell: (608) 931-0225
 - Marc Packard
Maintenance/Park Supervisor
Lockwood Park
Cell: (815) 289-9763

If you have any questions, please contact me at ext. 450.



Illinois Department of Transportation

Office of Highways Project Implementation / Region 2 / District 2
819 Depot Avenue / Dixon, Illinois 61021-3500

PROGRAM DEVELOPMENT Studies & Plans Environment

FAP 525 Springfield Avenue
Section 111BR
Winnebago County
Job No. P-92-004-20
Contract #64P06
Seq. No. 24063

September 26, 2023

Mr. Jay Sandine, Executive Director
Rockford Park District
401 South Main Street
Rockford, Illinois 61101

Dear Mr. Sandine:

The Illinois Department of Transportation is currently studying a project that involves the replacement of bridge structure (SN: 101-0100) carrying Springfield Avenue over the North Fork Kent Creek in the City of Rockford. The project is a full bridge structure replacement. Underneath the bridge is a multi-use path to Anna Page Park, under the jurisdiction of the Rockford Park District.

There will be temporary closures of the multi-use path for short periods of time, less than the time needed for the construction of the project, for example when setting beams. There will be no work done on the path itself, the closures will be only for safety reasons when working on the bridge above when setting new beams. The park district will be notified forty-eight (48) hours in advance of any temporary closures. The new bridge will be reduced from four (4) lanes to a two-lane bridge structure to accommodate the 2 – 12' lanes and 8' shoulders on each side of the roadway that currently exists today. Impacts to the path will be minimized to the extent practicable during the design and construction phases. All existing facilities will remain. All improvements within project limits will be updated in accordance with BDE Manual and the appropriate highway standards.

Please note for your reference the enclosures including location map, path closure details, plan sheets, and coordination.

Since this project is anticipated to have federal funds used in the construction of the project, your property falls under protection as a Section 4(f) property. Section 4(f) is the federal act that protects publicly owned parks, recreation areas, and wildlife and waterfowl refuges. The Department anticipates utilizing the *De Minimis* Impact Findings for Parks, Recreation Areas, and Wildlife and Waterfowl Refuges process to document our impacts and findings in our project report.

Mr. Jay Sandine, Executive Director
September 26, 2023
Page Two

The Department feels that the impacts of this transportation project qualifies for the *De Minimis* because:

1. Duration will be temporary, estimated 20 calendar days for demolition of the structure and two calendar days for setting of the beams on the new structure, i.e., less than the time needed for construction of the project, and there should be no change in ownership of the land;
2. Scope of the work will be minor, i.e., both the nature and the magnitude of the changes to the Section 4(f) property are minimal;
3. There are no anticipated permanent adverse physical impacts, nor will there be interference with the protected activities, features, or attributes of the property, on either a temporary or permanent basis;
4. The land being used will be fully restored, i.e., the property must be returned to a condition which is at least as good as that which existed prior to the project

If the Rockford Park District concurs with the use of the *De Minimis* Impact finding, please provide us with a document on your letterhead stating your official(s) with jurisdiction over the Section 4(f) resource agree with the above conditions, and please send it to IDOT, District 2, in the enclosed envelope.

Commitments for the project:

1. The multi-use path under Springfield Ave shall remain open during the month of October.
2. The Rockford Park District Staff shall be updated of construction schedule and path closure.
3. During construction access shall be provided to Rockford Park District Staff to get equipment from one side of Springfield Avenue to the other side.


If you have any questions concerning the above, please contact Heath Jordan in our District 2 office at (815) 284-5450.

Masood Ahmad, P.E.
Region Two Engineer



By: Steven M. Robery, P.E.
Engineer of Program Development

Env/hr-0011/kjo
Enclosure



October 4, 2023

Heath Jordan
Illinois Department of Transportation
Office of Highways Project Implementation
Region 2, District 2
819 Depot Avenue
Dixon, IL 61021-3500

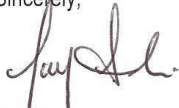
RE: FAP 525 Springfield Avenue, Section 111BR, Winnebago County, Job No. P-92-004-20,
Contract #64P06

Dear Heath,

The Rockford Park District concurs with the use of the De Minimis Impact finding for this transportation project and agrees with the conditions stated in your letter dated September 26, 2023, regarding the replacement of the bridge structure (SN: 101-0100) carrying Springfield Avenue over the North Fork Kent Creek in the City of Rockford.

Please let me know if there is any further action required by the Rockford Park District.

Sincerely,



Jay Sandine
Executive Director



401 South Main Street, Rockford, IL 61101-1321 • Phone 815-987-8800 • TTY 888-871-6171 • Fax 815-987-8877 • rockfordparkdistrict.org

Serving the Communities of Cherry Valley, Loves Park, New Milford, Rockford, and unincorporated areas of Winnebago and Boone Counties

PRINTED ON RECYCLED PAPER

11/21/2023 Page 5 of 5





Illinois Department of Transportation

Memorandum

To: Steve Robery
From: Mark D. Nardini *MDN*
Subject: Air Quality Conformity
Date: August 18, 2022

FAP 525 (Springfield Ave)
Section 111BR
Winnebago County
Job No. P-92-004-20
Contract No. 64P06
Seq. No. 24063

Air Quality Conformity

No portion of this project is within a designated nonattainment or maintenance area for any of the air pollutants for which the USEPA has established standards. Accordingly, a conformity determination under 40 CFR Part 93 ("Determining Conformity of Federal Actions to State or Federal Implementation Plans") is not required.

Mobile Source Air Toxics

- ☒ This project is of a type qualifying as a categorical exclusion under 23 CFR 771.117(c), or exempt under the Clean Air Act conformity rule under 40 CFR 93.116, and as such, no analysis is required.
- ☐ This project has been determined to generate minimal air quality impacts for Clean Air Act criteria pollutants and has not been linked with any special Mobile Source Air Toxic (MSAT) concerns. As such, this project will not result in changes in traffic volumes, vehicle mix, basic project location, or any other factor that would cause an increase in MSAT impacts of the project from that of the non-build alternative.

Moreover, USEPA regulations for vehicle engines and fuels will cause overall MSATs emissions to decline significantly over the next several decades. Based on regulations now in effect, an analysis of national trends with USEPA's MOVES 2010b model forecasts a combined reduction of more than 80 percent in the total annual emission rate for the priority MSAT from 2010 to 2050. This will both reduce the background level of MSAT as well as the possibility of even minor MSAT emissions from this project.

Microscale Air Quality Assessment

- ☒ In accordance with the IDOT-IEPA "Agreement on Microscale Air Quality Assessments for IDOT Sponsored Transportation Projects," this project is exempt from a project-level carbon monoxide air quality analysis because it does not add through lanes or auxiliary turning lanes, has no sensitive receptors, the highest design-year approach volume is less than 5,000 vph or 62,500 ADT, or is a project type identified in 40 CFR Part 93.126.
- ☐ In accordance with the IDOT-IEPA "Agreement on Microscale Air Quality Assessments for IDOT Sponsored Transportation Projects," this project is exempt from a project-level carbon monoxide air quality analysis because the highest design-year approach volume on the busiest leg of the intersection is less than 5,000 vph or 62,500 ADT.
- ☐ The air quality effects of the proposed project were analyzed using the Illinois Carbon Monoxide Screen for Intersection Modeling (COSIM). The "worst case" analysis provided by the COSIM model indicated that the proposed undertaking does not have the potential for contributing to a violation of the National Ambient Air Quality Standards for CO. CO concentrations for the worst case receptor (i.e., residence) located (see Exhibit) were as follows:

Existing () - ppm; Build – Time of Completion (TOC) () -
 ppm, TOC + 10 years () - ppm, and Design Year ()
 - ppm; No Action - ppm in[, ppm in , and
 ppm in .



Illinois Department of Transportation

Memorandum

To: Steve Robery
From: Mark D. Nardini *M.D. Nardini*
Subject: Floodplain Analysis
Date: August 18, 2022

FAP 525 (Springfield Ave)
Section 111BR
Winnebago County
Job No. P-92-004-20
Contract No. 64P06
Seq. No. 24063

Flood Insurance Rate Maps provided by the Federal Emergency Management Agency were used to make an assessment for this project.

☐ **NO ENCROACHMENT**

It has been determined that there are no 100-year floodplain located within the project area.

☒ **100 YEAR FLOODPLAIN WITHIN PROJECT BUT NO SIGNIFICANT ENCROACHMENT**

It has been determined that there is a 100 year floodplain located within the project area however, per the hydraulic report the encroachment will not be significant.

☐ **SIGNIFICANT ENCROACHMENTS**

"When it is determined that encroachments are significant, an EIS or EA must be prepared."



Illinois Department of Transportation

Memorandum

To: Steve Robery
From: Mark D. Nardini *M.D. Nardini*
Subject: Noise Analysis
Date: August 18, 2022

FAP 525 (Springfield Ave)
Section 111BR
Winnebago County
Job No. P-92-004-20
Contract No. 64P06
Seq. No. 24063

☒ Type III Project

The referenced project meets the criteria for a Type III project established in 23 CFR Part 772. Therefore, the proposed project requires no traffic noise analysis or abatement evaluation. Type III projects do not involve added capacity, construction of new through lanes, changes in the horizontal or vertical alignment of the roadway, or exposure of noise sensitive land uses to a new or existing highway noise source.

☐ Type I Project – No Receptors Meet Criteria

Based on the traffic noise analysis and noise abatement evaluation conducted, no receptors meet the criteria used to determine if noise abatement is prudent.

☐ Type I Project

Based on the traffic noise analysis and noise abatement evaluation conducted, highway traffic noise abatement measures are likely to be implemented based on preliminary design. The noise barriers determined to meet the feasible and reasonable criteria are identified in Noise Study. If it subsequently develops during final design that constraints not foreseen in the preliminary design or public input substantially change, the abatement measures may need to be modified or removed from the project plans. A final decision of the installation of the abatement measure(s) will be made upon completion of the project's final design and the public involvement process.

Trucks and machinery used for construction produce noise that may affect some land uses and activities during the construction period. Residents along the alignment will, at some times, experience the effect of construction noise on these receptors, mitigation measures have been incorporated into the Illinois Department of Transportation Standard Specifications for Road and Bridge Construction as Article 107.35.

If you have any question, please contact me at ext. 460.

Page 1 of 1

SP Coord EC-H Rev 5/24/2017



Illinois Department of Transportation

Memorandum

To: Steve Robery
From: Mark D. Nardini *M.D. Nardini*
Subject: Agricultural Coordination
Date: August 18, 2022

FAP 525 (Springfield Ave)
Section 111BR
Winnebago County
Job No. P-92-004-20
Contract No. 64P06
Seq. No. 24063

☒ This type of project does not require Agricultural Coordination.

☐ This project was reviewed and found to require Agricultural Coordination. A Farmland Conversion Impact Rating (AD-1006) was generated for this project and forwarded to U.S. Department of Agricultural and the Illinois Department of Agricultural for their review and completion. The results of the review have been attached.

If you have any question, please contact me at ext. 460.

REQUIRED CONTRACT PROVISIONS FEDERAL-AID CONSTRUCTION CONTRACTS

- I. General
- II. Nondiscrimination
- III. Non-segregated Facilities
- IV. Davis-Bacon and Related Act Provisions
- V. Contract Work Hours and Safety Standards Act Provisions
- VI. Subletting or Assigning the Contract
- VII. Safety: Accident Prevention
- VIII. False Statements Concerning Highway Projects
- IX. Implementation of Clean Air Act and Federal Water Pollution Control Act
- X. Certification Regarding Debarment, Suspension, Ineligibility and Voluntary Exclusion
- XI. Certification Regarding Use of Contract Funds for Lobbying
- XII. Use of United States-Flag Vessels:

ATTACHMENTS

A. Employment and Materials Preference for Appalachian Development Highway System or Appalachian Local Access Road Contracts (included in Appalachian contracts only)

I. GENERAL

1. Form FHWA-1273 must be physically incorporated in each construction contract funded under title 23, United States Code, as required in 23 CFR 633.102(b) (excluding emergency contracts solely intended for debris removal). The contractor (or subcontractor) must insert this form in each subcontract and further require its inclusion in all lower tier subcontracts (excluding purchase orders, rental agreements and other agreements for supplies or services). 23 CFR 633.102(e).

The applicable requirements of Form FHWA-1273 are incorporated by reference for work done under any purchase order, rental agreement or agreement for other services. The prime contractor shall be responsible for compliance by any subcontractor, lower-tier subcontractor or service provider. 23 CFR 633.102(e).

Form FHWA-1273 must be included in all Federal-aid design-build contracts, in all subcontracts and in lower tier subcontracts (excluding subcontracts for design services, purchase orders, rental agreements and other agreements for supplies or services) in accordance with 23 CFR 633.102. The design-builder shall be responsible for compliance by any subcontractor, lower-tier subcontractor or service provider.

Contracting agencies may reference Form FHWA-1273 in solicitation-for-bids or request-for-proposals documents, however, the Form FHWA-1273 must be physically incorporated (not referenced) in all contracts, subcontracts and lower-tier subcontracts (excluding purchase orders, rental agreements and other agreements for supplies or services related to a construction contract). 23 CFR 633.102(b).

2. Subject to the applicability criteria noted in the following sections, these contract provisions shall apply to all work

performed on the contract by the contractor's own organization and with the assistance of workers under the contractor's immediate superintendence and to all work performed on the contract by piecework, station work, or by subcontract. 23 CFR 633.102(d).

3. A breach of any of the stipulations contained in these Required Contract Provisions may be sufficient grounds for withholding of progress payments, withholding of final payment, termination of the contract, suspension / debarment or any other action determined to be appropriate by the contracting agency and FHWA.

4. Selection of Labor: During the performance of this contract, the contractor shall not use convict labor for any purpose within the limits of a construction project on a Federal-aid highway unless it is labor performed by convicts who are on parole, supervised release, or probation. 23 U.S.C. 114(b). The term Federal-aid highway does not include roadways functionally classified as local roads or rural minor collectors. 23 U.S.C. 101(a).

II. NONDISCRIMINATION (23 CFR 230.107(a); 23 CFR Part 230, Subpart A, Appendix A; EO 11246)

The provisions of this section related to 23 CFR Part 230, Subpart A, Appendix A are applicable to all Federal-aid construction contracts and to all related construction subcontracts of \$10,000 or more. The provisions of 23 CFR Part 230 are not applicable to material supply, engineering, or architectural service contracts.

In addition, the contractor and all subcontractors must comply with the following policies: Executive Order 11246, 41 CFR Part 60, 29 CFR Parts 1625-1627, 23 U.S.C. 140, Section 504 of the Rehabilitation Act of 1973, as amended (29 U.S.C. 794), Title VI of the Civil Rights Act of 1964, as amended (42 U.S.C. 2000d et seq.), and related regulations including 49 CFR Parts 21, 26, and 27; and 23 CFR Parts 200, 230, and 633.

The contractor and all subcontractors must comply with: the requirements of the Equal Opportunity Clause in 41 CFR 60-1.4(b) and, for all construction contracts exceeding \$10,000, the Standard Federal Equal Employment Opportunity Construction Contract Specifications in 41 CFR 60-4.3.

Note: The U.S. Department of Labor has exclusive authority to determine compliance with Executive Order 11246 and the policies of the Secretary of Labor including 41 CFR Part 60, and 29 CFR Parts 1625-1627. The contracting agency and the FHWA have the authority and the responsibility to ensure compliance with 23 U.S.C. 140, Section 504 of the Rehabilitation Act of 1973, as amended (29 U.S.C. 794), and Title VI of the Civil Rights Act of 1964, as amended (42 U.S.C. 2000d et seq.), and related regulations including 49 CFR Parts 21, 26, and 27; and 23 CFR Parts 200, 230, and 633.

The following provision is adopted from 23 CFR Part 230, Subpart A, Appendix A, with appropriate revisions to conform to the U.S. Department of Labor (US DOL) and FHWA requirements.

1. Equal Employment Opportunity: Equal Employment Opportunity (EEO) requirements not to discriminate and to take affirmative action to assure equal opportunity as set forth under laws, executive orders, rules, regulations (see 28 CFR Part 35, 29 CFR Part 1630, 29 CFR Parts 1625-1627, 41 CFR Part 60 and 49 CFR Part 27) and orders of the Secretary of Labor as modified by the provisions prescribed herein, and imposed pursuant to 23 U.S.C. 140, shall constitute the EEO and specific affirmative action standards for the contractor's project activities under this contract. The provisions of the Americans with Disabilities Act of 1990 (42 U.S.C. 12101 et seq.) set forth under 28 CFR Part 35 and 29 CFR Part 1630 are incorporated by reference in this contract. In the execution of this contract, the contractor agrees to comply with the following minimum specific requirement activities of EEO:

a. The contractor will work with the contracting agency and the Federal Government to ensure that it has made every good faith effort to provide equal opportunity with respect to all of its terms and conditions of employment and in their review of activities under the contract. 23 CFR 230.409 (g)(4) & (5).

b. The contractor will accept as its operating policy the following statement:

"It is the policy of this Company to assure that applicants are employed, and that employees are treated during employment, without regard to their race, religion, sex, sexual orientation, gender identity, color, national origin, age or disability. Such action shall include: employment, upgrading, demotion, or transfer; recruitment or recruitment advertising; layoff or termination; rates of pay or other forms of compensation; and selection for training, including apprenticeship, pre-apprenticeship, and/or on-the-job training."

2. EEO Officer: The contractor will designate and make known to the contracting officers an EEO Officer who will have the responsibility for and must be capable of effectively administering and promoting an active EEO program and who must be assigned adequate authority and responsibility to do so.

3. Dissemination of Policy: All members of the contractor's staff who are authorized to hire, supervise, promote, and discharge employees, or who recommend such action or are substantially involved in such action, will be made fully cognizant of and will implement the contractor's EEO policy and contractual responsibilities to provide EEO in each grade and classification of employment. To ensure that the above agreement will be met, the following actions will be taken as a minimum:

a. Periodic meetings of supervisory and personnel office employees will be conducted before the start of work and then not less often than once every six months, at which time the contractor's EEO policy and its implementation will be reviewed and explained. The meetings will be conducted by the EEO Officer or other knowledgeable company official.

b. All new supervisory or personnel office employees will be given a thorough indoctrination by the EEO Officer, covering all major aspects of the contractor's EEO obligations within thirty days following their reporting for duty with the contractor.

c. All personnel who are engaged in direct recruitment for the project will be instructed by the EEO Officer in the contractor's procedures for locating and hiring minorities and women.

d. Notices and posters setting forth the contractor's EEO policy will be placed in areas readily accessible to employees, applicants for employment and potential employees.

e. The contractor's EEO policy and the procedures to implement such policy will be brought to the attention of employees by means of meetings, employee handbooks, or other appropriate means.

4. Recruitment: When advertising for employees, the contractor will include in all advertisements for employees the notation: "An Equal Opportunity Employer." All such advertisements will be placed in publications having a large circulation among minorities and women in the area from which the project work force would normally be derived.

a. The contractor will, unless precluded by a valid bargaining agreement, conduct systematic and direct recruitment through public and private employee referral sources likely to yield qualified minorities and women. To meet this requirement, the contractor will identify sources of potential minority group employees and establish with such identified sources procedures whereby minority and women applicants may be referred to the contractor for employment consideration.

b. In the event the contractor has a valid bargaining agreement providing for exclusive hiring hall referrals, the contractor is expected to observe the provisions of that agreement to the extent that the system meets the contractor's compliance with EEO contract provisions. Where implementation of such an agreement has the effect of discriminating against minorities or women, or obligates the contractor to do the same, such implementation violates Federal nondiscrimination provisions.

c. The contractor will encourage its present employees to refer minorities and women as applicants for employment. Information and procedures with regard to referring such applicants will be discussed with employees.

5. Personnel Actions: Wages, working conditions, and employee benefits shall be established and administered, and personnel actions of every type, including hiring, upgrading, promotion, transfer, demotion, layoff, and termination, shall be taken without regard to race, color, religion, sex, sexual orientation, gender identity, national origin, age or disability. The following procedures shall be followed:

a. The contractor will conduct periodic inspections of project sites to ensure that working conditions and employee facilities do not indicate discriminatory treatment of project site personnel.

b. The contractor will periodically evaluate the spread of wages paid within each classification to determine any evidence of discriminatory wage practices.

c. The contractor will periodically review selected personnel actions in depth to determine whether there is evidence of discrimination. Where evidence is found, the contractor will promptly take corrective action. If the review indicates that the discrimination may extend beyond the actions reviewed, such corrective action shall include all affected persons.

d. The contractor will promptly investigate all complaints of alleged discrimination made to the contractor in connection with its obligations under this contract, will attempt to resolve such complaints, and will take appropriate corrective action

within a reasonable time. If the investigation indicates that the discrimination may affect persons other than the complainant, such corrective action shall include such other persons. Upon completion of each investigation, the contractor will inform every complainant of all of their avenues of appeal.

6. Training and Promotion:

a. The contractor will assist in locating, qualifying, and increasing the skills of minorities and women who are applicants for employment or current employees. Such efforts should be aimed at developing full journey level status employees in the type of trade or job classification involved.

b. Consistent with the contractor's work force requirements and as permissible under Federal and State regulations, the contractor shall make full use of training programs (i.e., apprenticeship and on-the-job training programs for the geographical area of contract performance). In the event a special provision for training is provided under this contract, this subparagraph will be superseded as indicated in the special provision. The contracting agency may reserve training positions for persons who receive welfare assistance in accordance with 23 U.S.C. 140(a).

c. The contractor will advise employees and applicants for employment of available training programs and entrance requirements for each.

d. The contractor will periodically review the training and promotion potential of employees who are minorities and women and will encourage eligible employees to apply for such training and promotion.

7. Unions: If the contractor relies in whole or in part upon unions as a source of employees, the contractor will use good faith efforts to obtain the cooperation of such unions to increase opportunities for minorities and women. 23 CFR 230.409. Actions by the contractor, either directly or through a contractor's association acting as agent, will include the procedures set forth below:

a. The contractor will use good faith efforts to develop, in cooperation with the unions, joint training programs aimed toward qualifying more minorities and women for membership in the unions and increasing the skills of minorities and women so that they may qualify for higher paying employment.

b. The contractor will use good faith efforts to incorporate an EEO clause into each union agreement to the end that such union will be contractually bound to refer applicants without regard to their race, color, religion, sex, sexual orientation, gender identity, national origin, age, or disability.

c. The contractor is to obtain information as to the referral practices and policies of the labor union except that to the extent such information is within the exclusive possession of the labor union and such labor union refuses to furnish such information to the contractor, the contractor shall so certify to the contracting agency and shall set forth what efforts have been made to obtain such information.

d. In the event the union is unable to provide the contractor with a reasonable flow of referrals within the time limit set forth in the collective bargaining agreement, the contractor will, through independent recruitment efforts, fill the employment vacancies without regard to race, color, religion, sex, sexual orientation, gender identity, national origin, age, or disability; making full efforts to obtain qualified and/or qualifiable minorities and women. The failure of a union to provide

sufficient referrals (even though it is obligated to provide exclusive referrals under the terms of a collective bargaining agreement) does not relieve the contractor from the requirements of this paragraph. In the event the union referral practice prevents the contractor from meeting the obligations pursuant to Executive Order 11246, as amended, and these special provisions, such contractor shall immediately notify the contracting agency.

8. Reasonable Accommodation for Applicants /

Employees with Disabilities: The contractor must be familiar with the requirements for and comply with the Americans with Disabilities Act and all rules and regulations established thereunder. Employers must provide reasonable accommodation in all employment activities unless to do so would cause an undue hardship.

9. Selection of Subcontractors, Procurement of Materials and Leasing of Equipment:

The contractor shall not discriminate on the grounds of race, color, religion, sex, sexual orientation, gender identity, national origin, age, or disability in the selection and retention of subcontractors, including procurement of materials and leases of equipment. The contractor shall take all necessary and reasonable steps to ensure nondiscrimination in the administration of this contract.

a. The contractor shall notify all potential subcontractors, suppliers, and lessors of their EEO obligations under this contract.

b. The contractor will use good faith efforts to ensure subcontractor compliance with their EEO obligations.

10. Assurances Required:

a. The requirements of 49 CFR Part 26 and the State DOT's FHWA-approved Disadvantaged Business Enterprise (DBE) program are incorporated by reference.

b. The contractor, subrecipient or subcontractor shall not discriminate on the basis of race, color, national origin, or sex in the performance of this contract. The contractor shall carry out applicable requirements of 49 CFR part 26 in the award and administration of DOT-assisted contracts. Failure by the contractor to carry out these requirements is a material breach of this contract, which may result in the termination of this contract or such other remedy as the recipient deems appropriate, which may include, but is not limited to:

- (1) Withholding monthly progress payments;
- (2) Assessing sanctions;
- (3) Liquidated damages; and/or
- (4) Disqualifying the contractor from future bidding as non-responsible.

c. The Title VI and nondiscrimination provisions of U.S. DOT Order 1050.2A at Appendixes A and E are incorporated by reference. 49 CFR Part 21.

11. Records and Reports: The contractor shall keep such records as necessary to document compliance with the EEO requirements. Such records shall be retained for a period of three years following the date of the final payment to the contractor for all contract work and shall be available at reasonable times and places for inspection by authorized representatives of the contracting agency and the FHWA.

a. The records kept by the contractor shall document the following:

(1) The number and work hours of minority and non-minority group members and women employed in each work classification on the project;

(2) The progress and efforts being made in cooperation with unions, when applicable, to increase employment opportunities for minorities and women; and

(3) The progress and efforts being made in locating, hiring, training, qualifying, and upgrading minorities and women.

b. The contractors and subcontractors will submit an annual report to the contracting agency each July for the duration of the project indicating the number of minority, women, and non-minority group employees currently engaged in each work classification required by the contract work. This information is to be reported on [Form FHWA-1391](#). The staffing data should represent the project work force on board in all or any part of the last payroll period preceding the end of July. If on-the-job training is being required by special provision, the contractor will be required to collect and report training data. The employment data should reflect the work force on board during all or any part of the last payroll period preceding the end of July.

III. NONSEGREGATED FACILITIES

This provision is applicable to all Federal-aid construction contracts and to all related construction subcontracts of more than \$10,000. 41 CFR 60-1.5.

As prescribed by 41 CFR 60-1.8, the contractor must ensure that facilities provided for employees are provided in such a manner that segregation on the basis of race, color, religion, sex, sexual orientation, gender identity, or national origin cannot result. The contractor may neither require such segregated use by written or oral policies nor tolerate such use by employee custom. The contractor's obligation extends further to ensure that its employees are not assigned to perform their services at any location under the contractor's control where the facilities are segregated. The term "facilities" includes waiting rooms, work areas, restaurants and other eating areas, time clocks, restrooms, washrooms, locker rooms and other storage or dressing areas, parking lots, drinking fountains, recreation or entertainment areas, transportation, and housing provided for employees. The contractor shall provide separate or single-user restrooms and necessary dressing or sleeping areas to assure privacy between sexes.

IV. DAVIS-BACON AND RELATED ACT PROVISIONS

This section is applicable to all Federal-aid construction projects exceeding \$2,000 and to all related subcontracts and lower-tier subcontracts (regardless of subcontract size), in accordance with 29 CFR 5.5. The requirements apply to all projects located within the right-of-way of a roadway that is functionally classified as Federal-aid highway. 23 U.S.C. 113. This excludes roadways functionally classified as local roads or rural minor collectors, which are exempt. 23 U.S.C. 101. Where applicable law requires that projects be treated as a project on a Federal-aid highway, the provisions of this subpart will apply regardless of the location of the project. Examples include: Surface Transportation Block Grant Program projects funded under 23 U.S.C. 133 [excluding recreational trails projects], the Nationally Significant Freight and Highway

Projects funded under 23 U.S.C. 117, and National Highway Freight Program projects funded under 23 U.S.C. 167.

The following provisions are from the U.S. Department of Labor regulations in 29 CFR 5.5 "Contract provisions and related matters" with minor revisions to conform to the FHWA- 1273 format and FHWA program requirements.

1. Minimum wages (29 CFR 5.5)

a. *Wage rates and fringe benefits.* All laborers and mechanics employed or working upon the site of the work (or otherwise working in construction or development of the project under a development statute), will be paid unconditionally and not less often than once a week, and without subsequent deduction or rebate on any account (except such payroll deductions as are permitted by regulations issued by the Secretary of Labor under the Copeland Act ([29 CFR part 3](#))), the full amount of basic hourly wages and bona fide fringe benefits (or cash equivalents thereof) due at time of payment computed at rates not less than those contained in the wage determination of the Secretary of Labor which is attached hereto and made a part hereof, regardless of any contractual relationship which may be alleged to exist between the contractor and such laborers and mechanics. As provided in paragraphs (d) and (e) of 29 CFR 5.5, the appropriate wage determinations are effective by operation of law even if they have not been attached to the contract. Contributions made or costs reasonably anticipated for bona fide fringe benefits under the Davis-Bacon Act ([40 U.S.C. 3141\(2\)\(B\)](#)) on behalf of laborers or mechanics are considered wages paid to such laborers or mechanics, subject to the provisions of paragraph 1.e. of this section; also, regular contributions made or costs incurred for more than a weekly period (but not less often than quarterly) under plans, funds, or programs which cover the particular weekly period, are deemed to be constructively made or incurred during such weekly period. Such laborers and mechanics must be paid the appropriate wage rate and fringe benefits on the wage determination for the classification(s) of work actually performed, without regard to skill, except as provided in paragraph 4. of this section. Laborers or mechanics performing work in more than one classification may be compensated at the rate specified for each classification for the time actually worked therein: *Provided*, That the employer's payroll records accurately set forth the time spent in each classification in which work is performed. The wage determination (including any additional classifications and wage rates conformed under paragraph 1.c. of this section) and the Davis-Bacon poster (WH-1321) must be posted at all times by the contractor and its subcontractors at the site of the work in a prominent and accessible place where it can be easily seen by the workers.

b. *Frequently recurring classifications.* (1) In addition to wage and fringe benefit rates that have been determined to be prevailing under the procedures set forth in [29 CFR part 1](#), a wage determination may contain, pursuant to § 1.3(f), wage and fringe benefit rates for classifications of laborers and mechanics for which conformance requests are regularly submitted pursuant to paragraph 1.c. of this section, provided that:

(i) The work performed by the classification is not performed by a classification in the wage determination for which a prevailing wage rate has been determined;

(ii) The classification is used in the area by the construction industry; and

(iii) The wage rate for the classification bears a reasonable relationship to the prevailing wage rates contained in the wage determination.

(2) The Administrator will establish wage rates for such classifications in accordance with paragraph 1.c.(1)(iii) of this section. Work performed in such a classification must be paid at no less than the wage and fringe benefit rate listed on the wage determination for such classification.

c. *Conformance.* (1) The contracting officer must require that any class of laborers or mechanics, including helpers, which is not listed in the wage determination and which is to be employed under the contract be classified in conformance with the wage determination. Conformance of an additional classification and wage rate and fringe benefits is appropriate only when the following criteria have been met:

(i) The work to be performed by the classification requested is not performed by a classification in the wage determination; and

(ii) The classification is used in the area by the construction industry; and

(iii) The proposed wage rate, including any bona fide fringe benefits, bears a reasonable relationship to the wage rates contained in the wage determination.

(2) The conformance process may not be used to split, subdivide, or otherwise avoid application of classifications listed in the wage determination.

(3) If the contractor and the laborers and mechanics to be employed in the classification (if known), or their representatives, and the contracting officer agree on the classification and wage rate (including the amount designated for fringe benefits where appropriate), a report of the action taken will be sent by the contracting officer by email to DBAconformance@dol.gov. The Administrator, or an authorized representative, will approve, modify, or disapprove every additional classification action within 30 days of receipt and so advise the contracting officer or will notify the contracting officer within the 30-day period that additional time is necessary.

(4) In the event the contractor, the laborers or mechanics to be employed in the classification or their representatives, and the contracting officer do not agree on the proposed classification and wage rate (including the amount designated for fringe benefits, where appropriate), the contracting officer will, by email to DBAconformance@dol.gov, refer the questions, including the views of all interested parties and the recommendation of the contracting officer, to the Administrator for determination. The Administrator, or an authorized representative, will issue a determination within 30 days of receipt and so advise the contracting officer or will notify the contracting officer within the 30-day period that additional time is necessary.

(5) The contracting officer must promptly notify the contractor of the action taken by the Wage and Hour Division

under paragraphs 1.c.(3) and (4) of this section. The contractor must furnish a written copy of such determination to each affected worker or it must be posted as a part of the wage determination. The wage rate (including fringe benefits where appropriate) determined pursuant to paragraph 1.c.(3) or (4) of this section must be paid to all workers performing work in the classification under this contract from the first day on which work is performed in the classification.

d. *Fringe benefits not expressed as an hourly rate.*

Whenever the minimum wage rate prescribed in the contract for a class of laborers or mechanics includes a fringe benefit which is not expressed as an hourly rate, the contractor may either pay the benefit as stated in the wage determination or may pay another bona fide fringe benefit or an hourly cash equivalent thereof.

e. *Unfunded plans.* If the contractor does not make payments to a trustee or other third person, the contractor may consider as part of the wages of any laborer or mechanic the amount of any costs reasonably anticipated in providing bona fide fringe benefits under a plan or program, *Provided*, That the Secretary of Labor has found, upon the written request of the contractor, in accordance with the criteria set forth in § 5.28, that the applicable standards of the Davis-Bacon Act have been met. The Secretary of Labor may require the contractor to set aside in a separate account assets for the meeting of obligations under the plan or program.

f. *Interest.* In the event of a failure to pay all or part of the wages required by the contract, the contractor will be required to pay interest on any underpayment of wages.

2. Withholding (29 CFR 5.5)

a. *Withholding requirements.* The contracting agency may, upon its own action, or must, upon written request of an authorized representative of the Department of Labor, withhold or cause to be withheld from the contractor so much of the accrued payments or advances as may be considered necessary to satisfy the liabilities of the prime contractor or any subcontractor for the full amount of wages and monetary relief, including interest, required by the clauses set forth in this section for violations of this contract, or to satisfy any such liabilities required by any other Federal contract, or federally assisted contract subject to Davis-Bacon labor standards, that is held by the same prime contractor (as defined in § 5.2). The necessary funds may be withheld from the contractor under this contract, any other Federal contract with the same prime contractor, or any other federally assisted contract that is subject to Davis-Bacon labor standards requirements and is held by the same prime contractor, regardless of whether the other contract was awarded or assisted by the same agency, and such funds may be used to satisfy the contractor liability for which the funds were withheld. In the event of a contractor's failure to pay any laborer or mechanic, including any apprentice or helper working on the site of the work all or part of the wages required by the contract, or upon the contractor's failure to submit the required records as discussed in paragraph 3.d. of this section, the contracting agency may on its own initiative and after written notice to the contractor, take such action as may be necessary to cause the suspension of any further payment, advance, or guarantee of funds until such violations have ceased.

b. *Priority to withheld funds.* The Department has priority to funds withheld or to be withheld in accordance with paragraph

2.a. of this section or Section V, paragraph 3.a., or both, over claims to those funds by:

- (1) A contractor's surety(ies), including without limitation performance bond sureties and payment bond sureties;
- (2) A contracting agency for its procurement costs;
- (3) A trustee(s) (either a court-appointed trustee or a U.S. trustee, or both) in bankruptcy of a contractor, or a contractor's bankruptcy estate;
- (4) A contractor's assignee(s);
- (5) A contractor's successor(s); or
- (6) A claim asserted under the Prompt Payment Act, [31 U.S.C. 3901–3907](#).

3. Records and certified payrolls (29 CFR 5.5)

a. Basic record requirements (1) Length of record retention. All regular payrolls and other basic records must be maintained by the contractor and any subcontractor during the course of the work and preserved for all laborers and mechanics working at the site of the work (or otherwise working in construction or development of the project under a development statute) for a period of at least 3 years after all the work on the prime contract is completed.

(2) Information required. Such records must contain the name; Social Security number; last known address, telephone number, and email address of each such worker; each worker's correct classification(s) of work actually performed; hourly rates of wages paid (including rates of contributions or costs anticipated for bona fide fringe benefits or cash equivalents thereof of the types described in [40 U.S.C. 3141\(2\)\(B\)](#) of the Davis-Bacon Act); daily and weekly number of hours actually worked in total and on each covered contract; deductions made; and actual wages paid.

(3) Additional records relating to fringe benefits. Whenever the Secretary of Labor has found under paragraph 1.e. of this section that the wages of any laborer or mechanic include the amount of any costs reasonably anticipated in providing benefits under a plan or program described in [40 U.S.C. 3141\(2\)\(B\)](#) of the Davis-Bacon Act, the contractor must maintain records which show that the commitment to provide such benefits is enforceable, that the plan or program is financially responsible, and that the plan or program has been communicated in writing to the laborers or mechanics affected, and records which show the costs anticipated or the actual cost incurred in providing such benefits.

(4) Additional records relating to apprenticeship. Contractors with apprentices working under approved programs must maintain written evidence of the registration of apprenticeship programs, the registration of the apprentices, and the ratios and wage rates prescribed in the applicable programs.

b. Certified payroll requirements (1) Frequency and method of submission. The contractor or subcontractor must submit weekly, for each week in which any DBA- or Related Acts-covered work is performed, certified payrolls to the contracting

agency. The prime contractor is responsible for the submission of all certified payrolls by all subcontractors. A contracting agency or prime contractor may permit or require contractors to submit certified payrolls through an electronic system, as long as the electronic system requires a legally valid electronic signature; the system allows the contractor, the contracting agency, and the Department of Labor to access the certified payrolls upon request for at least 3 years after the work on the prime contract has been completed; and the contracting agency or prime contractor permits other methods of submission in situations where the contractor is unable or limited in its ability to use or access the electronic system.

(2) Information required. The certified payrolls submitted must set out accurately and completely all of the information required to be maintained under paragraph 3.a.(2) of this section, except that full Social Security numbers and last known addresses, telephone numbers, and email addresses must not be included on weekly transmittals. Instead, the certified payrolls need only include an individually identifying number for each worker (e.g., the last four digits of the worker's Social Security number). The required weekly certified payroll information may be submitted using Optional Form WH-347 or in any other format desired. Optional Form WH-347 is available for this purpose from the Wage and Hour Division website at <https://www.dol.gov/sites/dolgov/files/WHDL/legacy/files/wh347.pdf> or its successor website. It is not a violation of this section for a prime contractor to require a subcontractor to provide full Social Security numbers and last known addresses, telephone numbers, and email addresses to the prime contractor for its own records, without weekly submission by the subcontractor to the contracting agency.

(3) Statement of Compliance. Each certified payroll submitted must be accompanied by a "Statement of Compliance," signed by the contractor or subcontractor, or the contractor's or subcontractor's agent who pays or supervises the payment of the persons working on the contract, and must certify the following:

(i) That the certified payroll for the payroll period contains the information required to be provided under paragraph 3.b. of this section, the appropriate information and basic records are being maintained under paragraph 3.a. of this section, and such information and records are correct and complete;

(ii) That each laborer or mechanic (including each helper and apprentice) working on the contract during the payroll period has been paid the full weekly wages earned, without rebate, either directly or indirectly, and that no deductions have been made either directly or indirectly from the full wages earned, other than permissible deductions as set forth in [29 CFR part 3](#); and

(iii) That each laborer or mechanic has been paid not less than the applicable wage rates and fringe benefits or cash equivalents for the classification(s) of work actually performed, as specified in the applicable wage determination incorporated into the contract.

(4) Use of Optional Form WH-347. The weekly submission of a properly executed certification set forth on the reverse side of Optional Form WH-347 will satisfy the requirement for submission of the "Statement of Compliance" required by paragraph 3.b.(3) of this section.

(5) *Signature.* The signature by the contractor, subcontractor, or the contractor's or subcontractor's agent must be an original handwritten signature or a legally valid electronic signature.

(6) *Falsification.* The falsification of any of the above certifications may subject the contractor or subcontractor to civil or criminal prosecution under [18 U.S.C. 1001](#) and [31 U.S.C. 3729](#).

(7) *Length of certified payroll retention.* The contractor or subcontractor must preserve all certified payrolls during the course of the work and for a period of 3 years after all the work on the prime contract is completed.

c. *Contracts, subcontracts, and related documents.* The contractor or subcontractor must maintain this contract or subcontract and related documents including, without limitation, bids, proposals, amendments, modifications, and extensions. The contractor or subcontractor must preserve these contracts, subcontracts, and related documents during the course of the work and for a period of 3 years after all the work on the prime contract is completed.

d. *Required disclosures and access (1) Required record disclosures and access to workers.* The contractor or subcontractor must make the records required under paragraphs 3.a. through 3.c. of this section, and any other documents that the contracting agency, the State DOT, the FHWA, or the Department of Labor deems necessary to determine compliance with the labor standards provisions of any of the applicable statutes referenced by § 5.1, available for inspection, copying, or transcription by authorized representatives of the contracting agency, the State DOT, the FHWA, or the Department of Labor, and must permit such representatives to interview workers during working hours on the job.

(2) *Sanctions for non-compliance with records and worker access requirements.* If the contractor or subcontractor fails to submit the required records or to make them available, or refuses to permit worker interviews during working hours on the job, the Federal agency may, after written notice to the contractor, sponsor, applicant, owner, or other entity, as the case may be, that maintains such records or that employs such workers, take such action as may be necessary to cause the suspension of any further payment, advance, or guarantee of funds. Furthermore, failure to submit the required records upon request or to make such records available, or to permit worker interviews during working hours on the job, may be grounds for debarment action pursuant to § 5.12. In addition, any contractor or other person that fails to submit the required records or make those records available to WHD within the time WHD requests that the records be produced will be precluded from introducing as evidence in an administrative proceeding under [29 CFR part 6](#) any of the required records that were not provided or made available to WHD. WHD will take into consideration a reasonable request from the contractor or person for an extension of the time for submission of records. WHD will determine the reasonableness of the request and may consider, among other things, the location of the records and the volume of production.

(3) *Required information disclosures.* Contractors and subcontractors must maintain the full Social Security number and last known address, telephone number, and email address

of each covered worker, and must provide them upon request to the contracting agency, the State DOT, the FHWA, the contractor, or the Wage and Hour Division of the Department of Labor for purposes of an investigation or other compliance action.

4. Apprentices and equal employment opportunity (29 CFR 5.5)

a. *Apprentices (1) Rate of pay.* Apprentices will be permitted to work at less than the predetermined rate for the work they perform when they are employed pursuant to and individually registered in a bona fide apprenticeship program registered with the U.S. Department of Labor, Employment and Training Administration, Office of Apprenticeship (OA), or with a State Apprenticeship Agency recognized by the OA. A person who is not individually registered in the program, but who has been certified by the OA or a State Apprenticeship Agency (where appropriate) to be eligible for probationary employment as an apprentice, will be permitted to work at less than the predetermined rate for the work they perform in the first 90 days of probationary employment as an apprentice in such a program. In the event the OA or a State Apprenticeship Agency recognized by the OA withdraws approval of an apprenticeship program, the contractor will no longer be permitted to use apprentices at less than the applicable predetermined rate for the work performed until an acceptable program is approved.

(2) *Fringe benefits.* Apprentices must be paid fringe benefits in accordance with the provisions of the apprenticeship program. If the apprenticeship program does not specify fringe benefits, apprentices must be paid the full amount of fringe benefits listed on the wage determination for the applicable classification. If the Administrator determines that a different practice prevails for the applicable apprentice classification, fringe benefits must be paid in accordance with that determination.

(3) *Apprenticeship ratio.* The allowable ratio of apprentices to journeymen on the job site in any craft classification must not be greater than the ratio permitted to the contractor as to the entire work force under the registered program or the ratio applicable to the locality of the project pursuant to paragraph 4.a.(4) of this section. Any worker listed on a payroll at an apprentice wage rate, who is not registered or otherwise employed as stated in paragraph 4.a.(1) of this section, must be paid not less than the applicable wage rate on the wage determination for the classification of work actually performed. In addition, any apprentice performing work on the job site in excess of the ratio permitted under this section must be paid not less than the applicable wage rate on the wage determination for the work actually performed.

(4) *Reciprocity of ratios and wage rates.* Where a contractor is performing construction on a project in a locality other than the locality in which its program is registered, the ratios and wage rates (expressed in percentages of the journeyworker's hourly rate) applicable within the locality in which the construction is being performed must be observed. If there is no applicable ratio or wage rate for the locality of the project, the ratio and wage rate specified in the contractor's registered program must be observed.

b. *Equal employment opportunity.* The use of apprentices and journeymen under this part must be in conformity with

the equal employment opportunity requirements of Executive Order 11246, as amended, and [29 CFR part 30](#).

c. Apprentices and Trainees (programs of the U.S. DOT).

Apprentices and trainees working under apprenticeship and skill training programs which have been certified by the Secretary of Transportation as promoting EEO in connection with Federal-aid highway construction programs are not subject to the requirements of paragraph 4 of this Section IV. 23 CFR 230.111(e)(2). The straight time hourly wage rates for apprentices and trainees under such programs will be established by the particular programs. The ratio of apprentices and trainees to journeyworkers shall not be greater than permitted by the terms of the particular program.

5. Compliance with Copeland Act requirements. The contractor shall comply with the requirements of 29 CFR part 3, which are incorporated by reference in this contract as provided in 29 CFR 5.5.

6. Subcontracts. The contractor or subcontractor must insert FHWA-1273 in any subcontracts, along with the applicable wage determination(s) and such other clauses or contract modifications as the contracting agency may by appropriate instructions require, and a clause requiring the subcontractors to include these clauses and wage determination(s) in any lower tier subcontracts. The prime contractor is responsible for the compliance by any subcontractor or lower tier subcontractor with all the contract clauses in this section. In the event of any violations of these clauses, the prime contractor and any subcontractor(s) responsible will be liable for any unpaid wages and monetary relief, including interest from the date of the underpayment or loss, due to any workers of lower-tier subcontractors, and may be subject to debarment, as appropriate. 29 CFR 5.5.

7. Contract termination: debarment. A breach of the contract clauses in 29 CFR 5.5 may be grounds for termination of the contract, and for debarment as a contractor and a subcontractor as provided in 29 CFR 5.12.

8. Compliance with Davis-Bacon and Related Act requirements. All rulings and interpretations of the Davis-Bacon and Related Acts contained in 29 CFR parts 1, 3, and 5 are herein incorporated by reference in this contract as provided in 29 CFR 5.5.

9. Disputes concerning labor standards. As provided in 29 CFR 5.5, disputes arising out of the labor standards provisions of this contract shall not be subject to the general disputes clause of this contract. Such disputes shall be resolved in accordance with the procedures of the Department of Labor set forth in 29 CFR parts 5, 6, and 7. Disputes within the meaning of this clause include disputes between the contractor (or any of its subcontractors) and the contracting agency, the U.S. Department of Labor, or the employees or their representatives.

10. Certification of eligibility. a. By entering into this contract, the contractor certifies that neither it nor any person or firm who has an interest in the contractor's firm is a person or firm ineligible to be awarded Government contracts by virtue of [40 U.S.C. 3144\(b\)](#) or § 5.12(a).

b. No part of this contract shall be subcontracted to any person or firm ineligible for award of a Government contract by virtue of [40 U.S.C. 3144\(b\)](#) or § 5.12(a).

c. The penalty for making false statements is prescribed in the U.S. Code, Title 18 Crimes and Criminal Procedure, [18 U.S.C. 1001](#).

11. Anti-retaliation. It is unlawful for any person to discharge, demote, intimidate, threaten, restrain, coerce, blacklist, harass, or in any other manner discriminate against, or to cause any person to discharge, demote, intimidate, threaten, restrain, coerce, blacklist, harass, or in any other manner discriminate against, any worker or job applicant for:

a. Notifying any contractor of any conduct which the worker reasonably believes constitutes a violation of the DBA, Related Acts, this part, or [29 CFR part 1](#) or [3](#);

b. Filing any complaint, initiating or causing to be initiated any proceeding, or otherwise asserting or seeking to assert on behalf of themselves or others any right or protection under the DBA, Related Acts, this part, or [29 CFR part 1](#) or [3](#);

c. Cooperating in any investigation or other compliance action, or testifying in any proceeding under the DBA, Related Acts, this part, or [29 CFR part 1](#) or [3](#); or

d. Informing any other person about their rights under the DBA, Related Acts, this part, or [29 CFR part 1](#) or [3](#).

V. CONTRACT WORK HOURS AND SAFETY STANDARDS ACT

Pursuant to 29 CFR 5.5(b), the following clauses apply to any Federal-aid construction contract in an amount in excess of \$100,000 and subject to the overtime provisions of the Contract Work Hours and Safety Standards Act. These clauses shall be inserted in addition to the clauses required by 29 CFR 5.5(a) or 29 CFR 4.6. As used in this paragraph, the terms laborers and mechanics include watchpersons and guards.

1. Overtime requirements. No contractor or subcontractor contracting for any part of the contract work which may require or involve the employment of laborers or mechanics shall require or permit any such laborer or mechanic in any workweek in which he or she is employed on such work to work in excess of forty hours in such workweek unless such laborer or mechanic receives compensation at a rate not less than one and one-half times the basic rate of pay for all hours worked in excess of forty hours in such workweek. 29 CFR 5.5.

2. Violation; liability for unpaid wages; liquidated damages. In the event of any violation of the clause set forth in paragraph 1. of this section the contractor and any subcontractor responsible therefor shall be liable for the unpaid wages and interest from the date of the underpayment. In addition, such contractor and subcontractor shall be liable to the United States (in the case of work done under contract for the District of Columbia or a territory, to such District or to such territory), for liquidated damages. Such liquidated damages shall be computed with respect to each individual laborer or

mechanic, including watchpersons and guards, employed in violation of the clause set forth in paragraph 1. of this section, in the sum currently provided in 29 CFR 5.5(b)(2)* for each calendar day on which such individual was required or permitted to work in excess of the standard workweek of forty hours without payment of the overtime wages required by the clause set forth in paragraph 1. of this section.

* \$31 as of January 15, 2023 (See 88 FR 88 FR 2210) as may be adjusted annually by the Department of Labor, pursuant to the Federal Civil Penalties Inflation Adjustment Act of 1990.

3. Withholding for unpaid wages and liquidated damages

a. *Withholding process.* The FHWA or the contracting agency may, upon its own action, or must, upon written request of an authorized representative of the Department of Labor, withhold or cause to be withheld from the contractor so much of the accrued payments or advances as may be considered necessary to satisfy the liabilities of the prime contractor or any subcontractor for any unpaid wages; monetary relief, including interest; and liquidated damages required by the clauses set forth in this section on this contract, any other Federal contract with the same prime contractor, or any other federally assisted contract subject to the Contract Work Hours and Safety Standards Act that is held by the same prime contractor (as defined in § 5.2). The necessary funds may be withheld from the contractor under this contract, any other Federal contract with the same prime contractor, or any other federally assisted contract that is subject to the Contract Work Hours and Safety Standards Act and is held by the same prime contractor, regardless of whether the other contract was awarded or assisted by the same agency, and such funds may be used to satisfy the contractor liability for which the funds were withheld.

b. *Priority to withheld funds.* The Department has priority to funds withheld or to be withheld in accordance with Section IV paragraph 2.a. or paragraph 3.a. of this section, or both, over claims to those funds by:

- (1) A contractor's surety(ies), including without limitation performance bond sureties and payment bond sureties;
- (2) A contracting agency for its repurchase costs;
- (3) A trustee(s) (either a court-appointed trustee or a U.S. trustee, or both) in bankruptcy of a contractor, or a contractor's bankruptcy estate;
- (4) A contractor's assignee(s);
- (5) A contractor's successor(s); or
- (6) A claim asserted under the Prompt Payment Act, [31 U.S.C. 3901](#)–3907.

4. Subcontracts. The contractor or subcontractor must insert in any subcontracts the clauses set forth in paragraphs 1. through 5. of this section and a clause requiring the subcontractors to include these clauses in any lower tier subcontracts. The prime contractor is responsible for compliance by any subcontractor or lower tier subcontractor with the clauses set forth in paragraphs 1. through 5. In the

event of any violations of these clauses, the prime contractor and any subcontractor(s) responsible will be liable for any unpaid wages and monetary relief, including interest from the date of the underpayment or loss, due to any workers of lower-tier subcontractors, and associated liquidated damages and may be subject to debarment, as appropriate.

5. Anti-retaliation. It is unlawful for any person to discharge, demote, intimidate, threaten, restrain, coerce, blacklist, harass, or in any other manner discriminate against, or to cause any person to discharge, demote, intimidate, threaten, restrain, coerce, blacklist, harass, or in any other manner discriminate against, any worker or job applicant for:

a. Notifying any contractor of any conduct which the worker reasonably believes constitutes a violation of the Contract Work Hours and Safety Standards Act (CWHSSA) or its implementing regulations in this part;

b. Filing any complaint, initiating or causing to be initiated any proceeding, or otherwise asserting or seeking to assert on behalf of themselves or others any right or protection under CWHSSA or this part;

c. Cooperating in any investigation or other compliance action, or testifying in any proceeding under CWHSSA or this part; or

d. Informing any other person about their rights under CWHSSA or this part.

VI. SUBLETTING OR ASSIGNING THE CONTRACT

This provision is applicable to all Federal-aid construction contracts on the National Highway System pursuant to 23 CFR 635.116.

1. The contractor shall perform with its own organization contract work amounting to not less than 30 percent (or a greater percentage if specified elsewhere in the contract) of the total original contract price, excluding any specialty items designated by the contracting agency. Specialty items may be performed by subcontract and the amount of any such specialty items performed may be deducted from the total original contract price before computing the amount of work required to be performed by the contractor's own organization (23 CFR 635.116).

a. The term "perform work with its own organization" in paragraph 1 of Section VI refers to workers employed or leased by the prime contractor, and equipment owned or rented by the prime contractor, with or without operators. Such term does not include employees or equipment of a subcontractor or lower tier subcontractor, agents of the prime contractor, or any other assignees. The term may include payments for the costs of hiring leased employees from an employee leasing firm meeting all relevant Federal and State regulatory requirements. Leased employees may only be included in this term if the prime contractor meets all of the following conditions: (based on longstanding interpretation)

- (1) the prime contractor maintains control over the supervision of the day-to-day activities of the leased employees;
- (2) the prime contractor remains responsible for the quality of the work of the leased employees;

- (3) the prime contractor retains all power to accept or exclude individual employees from work on the project; and
- (4) the prime contractor remains ultimately responsible for the payment of predetermined minimum wages, the submission of payrolls, statements of compliance and all other Federal regulatory requirements.

b. "Specialty Items" shall be construed to be limited to work that requires highly specialized knowledge, abilities, or equipment not ordinarily available in the type of contracting organizations qualified and expected to bid or propose on the contract as a whole and in general are to be limited to minor components of the overall contract. 23 CFR 635.102.

2. Pursuant to 23 CFR 635.116(a), the contract amount upon which the requirements set forth in paragraph (1) of Section VI is computed includes the cost of material and manufactured products which are to be purchased or produced by the contractor under the contract provisions.

3. Pursuant to 23 CFR 635.116(c), the contractor shall furnish (a) a competent superintendent or supervisor who is employed by the firm, has full authority to direct performance of the work in accordance with the contract requirements, and is in charge of all construction operations (regardless of who performs the work) and (b) such other of its own organizational resources (supervision, management, and engineering services) as the contracting officer determines is necessary to assure the performance of the contract.

4. No portion of the contract shall be sublet, assigned or otherwise disposed of except with the written consent of the contracting officer, or authorized representative, and such consent when given shall not be construed to relieve the contractor of any responsibility for the fulfillment of the contract. Written consent will be given only after the contracting agency has assured that each subcontract is evidenced in writing and that it contains all pertinent provisions and requirements of the prime contract. (based on long-standing interpretation of 23 CFR 635.116).

5. The 30-percent self-performance requirement of paragraph (1) is not applicable to design-build contracts; however, contracting agencies may establish their own self-performance requirements. 23 CFR 635.116(d).

VII. SAFETY: ACCIDENT PREVENTION

This provision is applicable to all Federal-aid construction contracts and to all related subcontracts.

1. In the performance of this contract the contractor shall comply with all applicable Federal, State, and local laws governing safety, health, and sanitation (23 CFR Part 635). The contractor shall provide all safeguards, safety devices and protective equipment and take any other needed actions as it determines, or as the contracting officer may determine, to be reasonably necessary to protect the life and health of employees on the job and the safety of the public and to protect property in connection with the performance of the work covered by the contract. 23 CFR 635.108.

2. It is a condition of this contract, and shall be made a condition of each subcontract, which the contractor enters into pursuant to this contract, that the contractor and any subcontractor shall not permit any employee, in performance of the contract, to work in surroundings or under conditions which are unsanitary, hazardous or dangerous to his/her health or safety, as determined under construction safety and

health standards (29 CFR Part 1926) promulgated by the Secretary of Labor, in accordance with Section 107 of the Contract Work Hours and Safety Standards Act (40 U.S.C. 3704). 29 CFR 1926.10.

3. Pursuant to 29 CFR 1926.3, it is a condition of this contract that the Secretary of Labor or authorized representative thereof, shall have right of entry to any site of contract performance to inspect or investigate the matter of compliance with the construction safety and health standards and to carry out the duties of the Secretary under Section 107 of the Contract Work Hours and Safety Standards Act (40 U.S.C. 3704).

VIII. FALSE STATEMENTS CONCERNING HIGHWAY PROJECTS

This provision is applicable to all Federal-aid construction contracts and to all related subcontracts.

In order to assure high quality and durable construction in conformity with approved plans and specifications and a high degree of reliability on statements and representations made by engineers, contractors, suppliers, and workers on Federal-aid highway projects, it is essential that all persons concerned with the project perform their functions as carefully, thoroughly, and honestly as possible. Willful falsification, distortion, or misrepresentation with respect to any facts related to the project is a violation of Federal law. To prevent any misunderstanding regarding the seriousness of these and similar acts, Form FHWA-1022 shall be posted on each Federal-aid highway project (23 CFR Part 635) in one or more places where it is readily available to all persons concerned with the project:

18 U.S.C. 1020 reads as follows:

"Whoever, being an officer, agent, or employee of the United States, or of any State or Territory, or whoever, whether a person, association, firm, or corporation, knowingly makes any false statement, false representation, or false report as to the character, quality, quantity, or cost of the material used or to be used, or the quantity or quality of the work performed or to be performed, or the cost thereof in connection with the submission of plans, maps, specifications, contracts, or costs of construction on any highway or related project submitted for approval to the Secretary of Transportation; or

Whoever knowingly makes any false statement, false representation, false report or false claim with respect to the character, quality, quantity, or cost of any work performed or to be performed, or materials furnished or to be furnished, in connection with the construction of any highway or related project approved by the Secretary of Transportation; or

Whoever knowingly makes any false statement or false representation as to material fact in any statement, certificate, or report submitted pursuant to provisions of the Federal-aid Roads Act approved July 11, 1916, (39 Stat. 355), as amended and supplemented;

Shall be fined under this title or imprisoned not more than 5 years or both."

IX. IMPLEMENTATION OF CLEAN AIR ACT AND FEDERAL WATER POLLUTION CONTROL ACT (42 U.S.C. 7606; 2 CFR 200.88; EO 11738)

This provision is applicable to all Federal-aid construction contracts in excess of \$150,000 and to all related subcontracts. 48 CFR 2.101; 2 CFR 200.327.

By submission of this bid/proposal or the execution of this contract or subcontract, as appropriate, the bidder, proposer, Federal-aid construction contractor, subcontractor, supplier, or vendor agrees to comply with all applicable standards, orders or regulations issued pursuant to the Clean Air Act (42 U.S.C. 7401-7671q) and the Federal Water Pollution Control Act, as amended (33 U.S.C. 1251-1387). Violations must be reported to the Federal Highway Administration and the Regional Office of the Environmental Protection Agency. 2 CFR Part 200, Appendix II.

The contractor agrees to include or cause to be included the requirements of this Section in every subcontract, and further agrees to take such action as the contracting agency may direct as a means of enforcing such requirements. 2 CFR 200.327.

X. CERTIFICATION REGARDING DEBARMENT, SUSPENSION, INELIGIBILITY AND VOLUNTARY EXCLUSION

This provision is applicable to all Federal-aid construction contracts, design-build contracts, subcontracts, lower-tier subcontracts, purchase orders, lease agreements, consultant contracts or any other covered transaction requiring FHWA approval or that is estimated to cost \$25,000 or more – as defined in 2 CFR Parts 180 and 1200. 2 CFR 180.220 and 1200.220.

1. Instructions for Certification – First Tier Participants:

a. By signing and submitting this proposal, the prospective first tier participant is providing the certification set out below.

b. The inability of a person to provide the certification set out below will not necessarily result in denial of participation in this covered transaction. The prospective first tier participant shall submit an explanation of why it cannot provide the certification set out below. The certification or explanation will be considered in connection with the department or agency's determination whether to enter into this transaction. However, failure of the prospective first tier participant to furnish a certification or an explanation shall disqualify such a person from participation in this transaction. 2 CFR 180.320.

c. The certification in this clause is a material representation of fact upon which reliance was placed when the contracting agency determined to enter into this transaction. If it is later determined that the prospective participant knowingly rendered an erroneous certification, in addition to other remedies available to the Federal Government, the contracting agency may terminate this transaction for cause of default. 2 CFR 180.325.

d. The prospective first tier participant shall provide immediate written notice to the contracting agency to whom this proposal is submitted if any time the prospective first tier participant learns that its certification was erroneous when submitted or has become erroneous by reason of changed circumstances. 2 CFR 180.345 and 180.350.

e. The terms "covered transaction," "debarred," "suspended," "ineligible," "participant," "person," "principal," and "voluntarily excluded," as used in this clause, are defined in 2 CFR Parts 180, Subpart I, 180.900-180.1020, and 1200. "First Tier Covered Transactions" refers to any covered transaction between a recipient or subrecipient of Federal funds and a participant (such as the prime or general contract). "Lower Tier Covered Transactions" refers to any covered transaction under a First Tier Covered Transaction (such as subcontracts). "First Tier Participant" refers to the participant who has entered into a covered transaction with a recipient or subrecipient of Federal funds (such as the prime or general contractor). "Lower Tier Participant" refers any participant who has entered into a covered transaction with a First Tier Participant or other Lower Tier Participants (such as subcontractors and suppliers).

f. The prospective first tier participant agrees by submitting this proposal that, should the proposed covered transaction be entered into, it shall not knowingly enter into any lower tier covered transaction with a person who is debarred, suspended, declared ineligible, or voluntarily excluded from participation in this covered transaction, unless authorized by the department or agency entering into this transaction. 2 CFR 180.330.

g. The prospective first tier participant further agrees by submitting this proposal that it will include the clause titled "Certification Regarding Debarment, Suspension, Ineligibility and Voluntary Exclusion-Lower Tier Covered Transactions," provided by the department or contracting agency, entering into this covered transaction, without modification, in all lower tier covered transactions and in all solicitations for lower tier covered transactions exceeding the \$25,000 threshold. 2 CFR 180.220 and 180.300.

h. A participant in a covered transaction may rely upon a certification of a prospective participant in a lower tier covered transaction that is not debarred, suspended, ineligible, or voluntarily excluded from the covered transaction, unless it knows that the certification is erroneous. 2 CFR 180.300; 180.320, and 180.325. A participant is responsible for ensuring that its principals are not suspended, debarred, or otherwise ineligible to participate in covered transactions. 2 CFR 180.335. To verify the eligibility of its principals, as well as the eligibility of any lower tier prospective participants, each participant may, but is not required to, check the System for Award Management website (<https://www.sam.gov/>). 2 CFR 180.300, 180.320, and 180.325.

i. Nothing contained in the foregoing shall be construed to require the establishment of a system of records in order to render in good faith the certification required by this clause. The knowledge and information of the prospective participant is not required to exceed that which is normally possessed by a prudent person in the ordinary course of business dealings.

j. Except for transactions authorized under paragraph (f) of these instructions, if a participant in a covered transaction knowingly enters into a lower tier covered transaction with a person who is suspended, debarred, ineligible, or voluntarily excluded from participation in this transaction, in addition to other remedies available to the Federal Government, the department or agency may terminate this transaction for cause or default. 2 CFR 180.325.

2. Certification Regarding Debarment, Suspension, Ineligibility and Voluntary Exclusion – First Tier Participants:

a. The prospective first tier participant certifies to the best of its knowledge and belief, that it and its principals:

(1) Are not presently debarred, suspended, proposed for debarment, declared ineligible, or voluntarily excluded from participating in covered transactions by any Federal department or agency, 2 CFR 180.335;.

(2) Have not within a three-year period preceding this proposal been convicted of or had a civil judgment rendered against them for commission of fraud or a criminal offense in connection with obtaining, attempting to obtain, or performing a public (Federal, State, or local) transaction or contract under a public transaction; violation of Federal or State antitrust statutes or commission of embezzlement, theft, forgery, bribery, falsification or destruction of records, making false statements, or receiving stolen property, 2 CFR 180.800;

(3) Are not presently indicted for or otherwise criminally or civilly charged by a governmental entity (Federal, State or local) with commission of any of the offenses enumerated in paragraph (a)(2) of this certification, 2 CFR 180.700 and 180.800; and

(4) Have not within a three-year period preceding this application/proposal had one or more public transactions (Federal, State or local) terminated for cause or default. 2 CFR 180.335(d).

(5) Are not a corporation that has been convicted of a felony violation under any Federal law within the two-year period preceding this proposal (USDOT Order 4200.6 implementing appropriations act requirements); and

(6) Are not a corporation with any unpaid Federal tax liability that has been assessed, for which all judicial and administrative remedies have been exhausted, or have lapsed, and that is not being paid in a timely manner pursuant to an agreement with the authority responsible for collecting the tax liability (USDOT Order 4200.6 implementing appropriations act requirements).

b. Where the prospective participant is unable to certify to any of the statements in this certification, such prospective participant should attach an explanation to this proposal. 2 CFR 180.335 and 180.340.

* * * * *

3. Instructions for Certification - Lower Tier Participants:

(Applicable to all subcontracts, purchase orders, and other lower tier transactions requiring prior FHWA approval or estimated to cost \$25,000 or more - 2 CFR Parts 180 and 1200). 2 CFR 180.220 and 1200.220.

a. By signing and submitting this proposal, the prospective lower tier participant is providing the certification set out below.

b. The certification in this clause is a material representation of fact upon which reliance was placed when this transaction was entered into. If it is later determined that the prospective lower tier participant knowingly rendered an erroneous certification, in addition to other remedies available to the Federal Government, the department, or agency with which

this transaction originated may pursue available remedies, including suspension and/or debarment.

c. The prospective lower tier participant shall provide immediate written notice to the person to which this proposal is submitted if at any time the prospective lower tier participant learns that its certification was erroneous by reason of changed circumstances. 2 CFR 180.365.

d. The terms "covered transaction," "debarred," "suspended," "ineligible," "participant," "person," "principal," and "voluntarily excluded," as used in this clause, are defined in 2 CFR Parts 180, Subpart I, 180.900 – 180.1020, and 1200. You may contact the person to which this proposal is submitted for assistance in obtaining a copy of those regulations. "First Tier Covered Transactions" refers to any covered transaction between a recipient or subrecipient of Federal funds and a participant (such as the prime or general contractor). "Lower Tier Covered Transactions" refers to any covered transaction under a First Tier Covered Transaction (such as subcontracts). "First Tier Participant" refers to the participant who has entered into a covered transaction with a recipient or subrecipient of Federal funds (such as the prime or general contractor). "Lower Tier Participant" refers any participant who has entered into a covered transaction with a First Tier Participant or other Lower Tier Participants (such as subcontractors and suppliers).

e. The prospective lower tier participant agrees by submitting this proposal that, should the proposed covered transaction be entered into, it shall not knowingly enter into any lower tier covered transaction with a person who is debarred, suspended, declared ineligible, or voluntarily excluded from participation in this covered transaction, unless authorized by the department or agency with which this transaction originated. 2 CFR 1200.220 and 1200.332.

f. The prospective lower tier participant further agrees by submitting this proposal that it will include this clause titled "Certification Regarding Debarment, Suspension, Ineligibility and Voluntary Exclusion-Lower Tier Covered Transaction," without modification, in all lower tier covered transactions and in all solicitations for lower tier covered transactions exceeding the \$25,000 threshold. 2 CFR 180.220 and 1200.220.

g. A participant in a covered transaction may rely upon a certification of a prospective participant in a lower tier covered transaction that is not debarred, suspended, ineligible, or voluntarily excluded from the covered transaction, unless it knows that the certification is erroneous. A participant is responsible for ensuring that its principals are not suspended, debarred, or otherwise ineligible to participate in covered transactions. To verify the eligibility of its principals, as well as the eligibility of any lower tier prospective participants, each participant may, but is not required to, check the System for Award Management website (<https://www.sam.gov>), which is compiled by the General Services Administration. 2 CFR 180.300, 180.320, 180.330, and 180.335.

h. Nothing contained in the foregoing shall be construed to require establishment of a system of records in order to render in good faith the certification required by this clause. The knowledge and information of participant is not required to exceed that which is normally possessed by a prudent person in the ordinary course of business dealings.

i. Except for transactions authorized under paragraph e of these instructions, if a participant in a covered transaction knowingly enters into a lower tier covered transaction with a person who is suspended, debarred, ineligible, or voluntarily

excluded from participation in this transaction, in addition to other remedies available to the Federal Government, the department or agency with which this transaction originated may pursue available remedies, including suspension and/or debarment. 2 CFR 180.325.

* * * * *

4. Certification Regarding Debarment, Suspension, Ineligibility and Voluntary Exclusion--Lower Tier Participants:

a. The prospective lower tier participant certifies, by submission of this proposal, that neither it nor its principals:

(1) is presently debarred, suspended, proposed for debarment, declared ineligible, or voluntarily excluded from participating in covered transactions by any Federal department or agency, 2 CFR 180.355;

(2) is a corporation that has been convicted of a felony violation under any Federal law within the two-year period preceding this proposal (USDOT Order 4200.6 implementing appropriations act requirements); and

(3) is a corporation with any unpaid Federal tax liability that has been assessed, for which all judicial and administrative remedies have been exhausted, or have lapsed, and that is not being paid in a timely manner pursuant to an agreement with the authority responsible for collecting the tax liability. (USDOT Order 4200.6 implementing appropriations act requirements)

b. Where the prospective lower tier participant is unable to certify to any of the statements in this certification, such prospective participant should attach an explanation to this proposal.

* * * * *

XI. CERTIFICATION REGARDING USE OF CONTRACT FUNDS FOR LOBBYING

This provision is applicable to all Federal-aid construction contracts and to all related subcontracts which exceed \$100,000. 49 CFR Part 20, App. A.

1. The prospective participant certifies, by signing and submitting this bid or proposal, to the best of his or her knowledge and belief, that:

a. No Federal appropriated funds have been paid or will be paid, by or on behalf of the undersigned, to any person for influencing or attempting to influence an officer or employee of any Federal agency, a Member of Congress, an officer or employee of Congress, or an employee of a Member of Congress in connection with the awarding of any Federal contract, the making of any Federal grant, the making of any Federal loan, the entering into of any cooperative agreement, and the extension, continuation, renewal, amendment, or modification of any Federal contract, grant, loan, or cooperative agreement.

b. If any funds other than Federal appropriated funds have been paid or will be paid to any person for influencing or attempting to influence an officer or employee of any Federal agency, a Member of Congress, an officer or employee of Congress, or an employee of a Member of Congress in connection with this Federal contract, grant, loan, or

cooperative agreement, the undersigned shall complete and submit Standard Form-LLL, "Disclosure Form to Report Lobbying," in accordance with its instructions.

2. This certification is a material representation of fact upon which reliance was placed when this transaction was made or entered into. Submission of this certification is a prerequisite for making or entering into this transaction imposed by 31 U.S.C. 1352. Any person who fails to file the required certification shall be subject to a civil penalty of not less than \$10,000 and not more than \$100,000 for each such failure.

3. The prospective participant also agrees by submitting its bid or proposal that the participant shall require that the language of this certification be included in all lower tier subcontracts, which exceed \$100,000 and that all such recipients shall certify and disclose accordingly.

XII. USE OF UNITED STATES-FLAG VESSELS:

This provision is applicable to all Federal-aid construction contracts, design-build contracts, subcontracts, lower-tier subcontracts, purchase orders, lease agreements, or any other covered transaction. 46 CFR Part 381.

This requirement applies to material or equipment that is acquired for a specific Federal-aid highway project. 46 CFR 381.7. It is not applicable to goods or materials that come into inventories independent of an FHWA funded-contract.

When oceanic shipments (or shipments across the Great Lakes) are necessary for materials or equipment acquired for a specific Federal-aid construction project, the bidder, proposer, contractor, subcontractor, or vendor agrees:

1. To utilize privately owned United States-flag commercial vessels to ship at least 50 percent of the gross tonnage (computed separately for dry bulk carriers, dry cargo liners, and tankers) involved, whenever shipping any equipment, material, or commodities pursuant to this contract, to the extent such vessels are available at fair and reasonable rates for United States-flag commercial vessels. 46 CFR 381.7.

2. To furnish within 20 days following the date of loading for shipments originating within the United States or within 30 working days following the date of loading for shipments originating outside the United States, a legible copy of a rated, 'on-board' commercial ocean bill-of-lading in English for each shipment of cargo described in paragraph (b)(1) of this section to both the Contracting Officer (through the prime contractor in the case of subcontractor bills-of-lading) and to the Office of Cargo and Commercial Sealift (MAR-620), Maritime Administration, Washington, DC 20590. (MARAD requires copies of the ocean carrier's (master) bills of lading, certified onboard, dated, with rates and charges. These bills of lading may contain business sensitive information and therefore may be submitted directly to MARAD by the Ocean Transportation Intermediary on behalf of the contractor). 46 CFR 381.7.

**ATTACHMENT A - EMPLOYMENT AND MATERIALS
PREFERENCE FOR APPALACHIAN DEVELOPMENT HIGHWAY
SYSTEM OR APPALACHIAN LOCAL ACCESS**

ROAD CONTRACTS (23 CFR 633, Subpart B, Appendix B)
This provision is applicable to all Federal-aid projects funded under the Appalachian Regional Development Act of 1965.

1. During the performance of this contract, the contractor undertaking to do work which is, or reasonably may be, done as on-site work, shall give preference to qualified persons who regularly reside in the labor area as designated by the DOL wherein the contract work is situated, or the subregion, or the Appalachian counties of the State wherein the contract work is situated, except:

a. To the extent that qualified persons regularly residing in the area are not available.

b. For the reasonable needs of the contractor to employ supervisory or specially experienced personnel necessary to assure an efficient execution of the contract work.

c. For the obligation of the contractor to offer employment to present or former employees as the result of a lawful collective bargaining contract, provided that the number of nonresident persons employed under this subparagraph (1c) shall not exceed 20 percent of the total number of employees employed by the contractor on the contract work, except as provided in subparagraph (4) below.

2. The contractor shall place a job order with the State Employment Service indicating (a) the classifications of the laborers, mechanics and other employees required to perform the contract work, (b) the number of employees required in each classification, (c) the date on which the participant estimates such employees will be required, and (d) any other pertinent information required by the State Employment Service to complete the job order form. The job order may be placed with the State Employment Service in writing or by telephone. If during the course of the contract work, the information submitted by the contractor in the original job order is substantially modified, the participant shall promptly notify the State Employment Service.

3. The contractor shall give full consideration to all qualified job applicants referred to him by the State Employment Service. The contractor is not required to grant employment to any job applicants who, in his opinion, are not qualified to perform the classification of work required.

4. If, within one week following the placing of a job order by the contractor with the State Employment Service, the State Employment Service is unable to refer any qualified job applicants to the contractor, or less than the number requested, the State Employment Service will forward a certificate to the contractor indicating the unavailability of applicants. Such certificate shall be made a part of the contractor's permanent project records. Upon receipt of this certificate, the contractor may employ persons who do not normally reside in the labor area to fill positions covered by the certificate, notwithstanding the provisions of subparagraph (1c) above.

5. The provisions of 23 CFR 633.207(e) allow the contracting agency to provide a contractual preference for the use of mineral resource materials native to the Appalachian region.

6. The contractor shall include the provisions of Sections 1 through 4 of this Attachment A in every subcontract for work which is, or reasonably may be, done as on-site work.