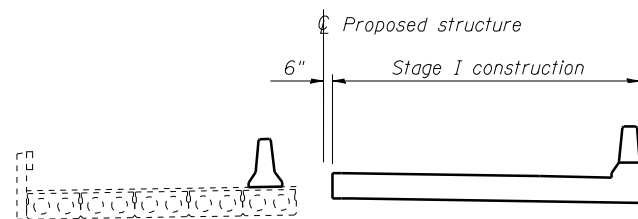
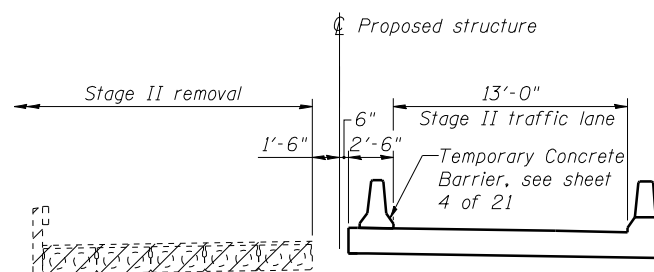


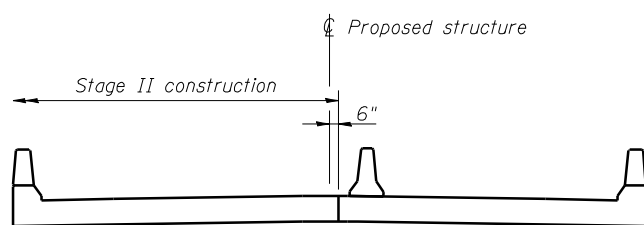
STAGE I REMOVAL



STAGE I CONSTRUCTION



STAGE II REMOVAL



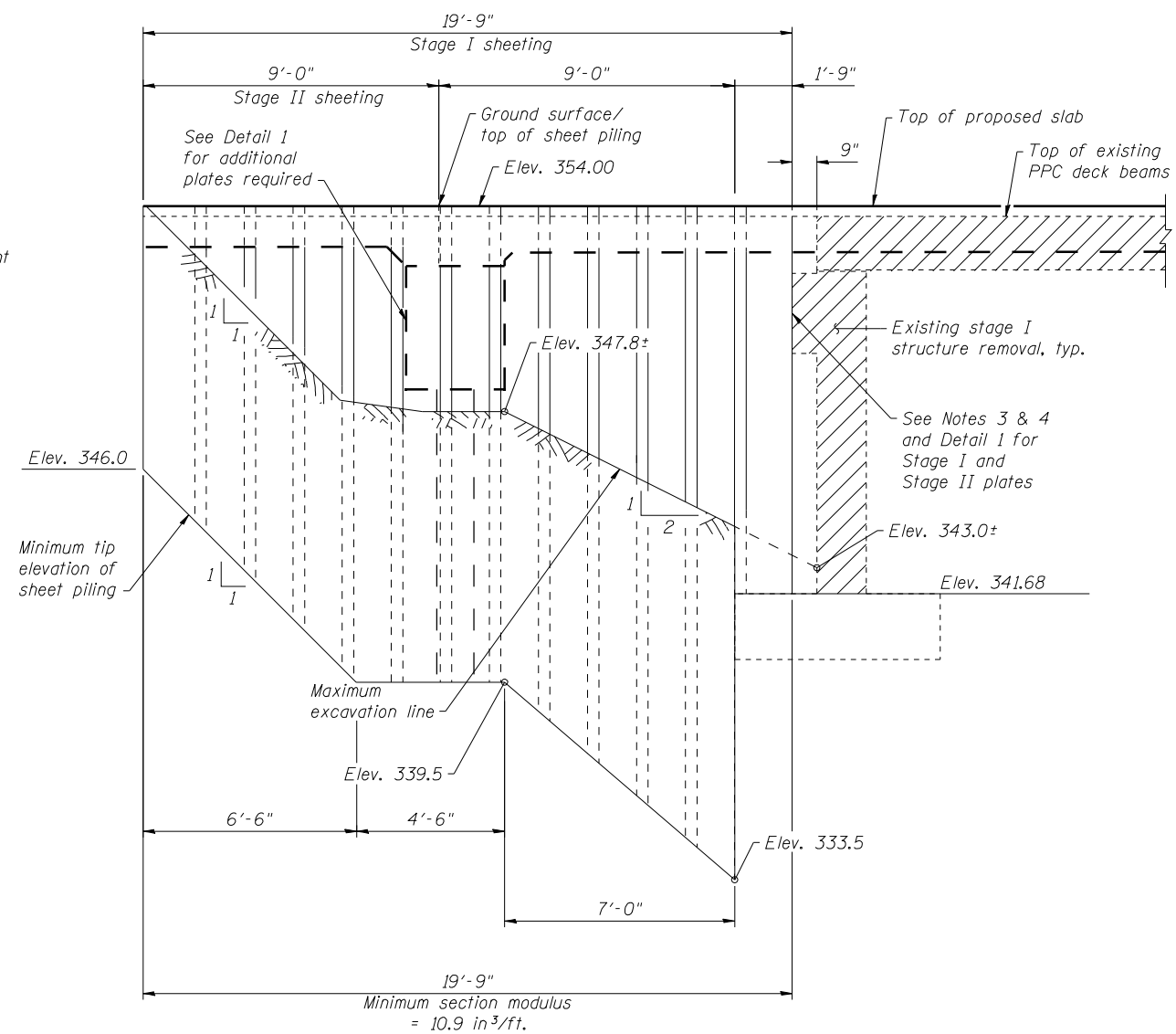
STAGE II CONSTRUCTION

STAGE CONSTRUCTION NOTES

1. Hatched areas indicate Removal of Existing Structures.
2. All staging sections looking East.
3. For quantities of Temporary Concrete Barrier see roadway plans.

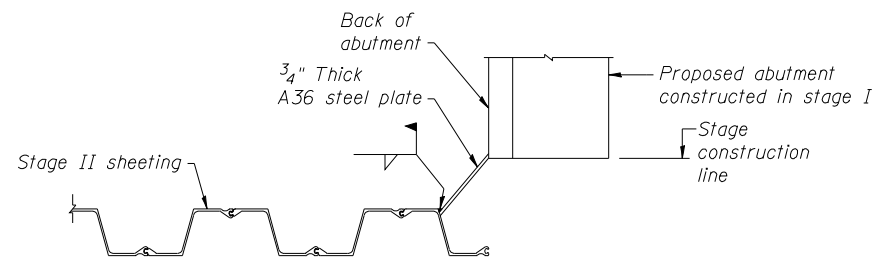
TEMPORARY SHEET PILING NOTES

1. If the Contractor chooses to alter the temporary cantilevered sheet piling design requirements shown on the plans, a design submittal including plan details and calculations will be required for review and acceptance by the Engineer.
2. Existing structure details are taken from existing plans.
3. The cost of additional steel closure plates required is included in Temporary Sheet Piling.
4. The Contractor shall connect the first sheet to the existing abutment wall to ensure stability of sheets driven to the top of the existing footing. This connection shall be reviewed and accepted by the Engineer and included in the cost for Temporary Sheet Piling.



TEMPORARY SHEET PILING

(West Abutment shown)
(East Abutment similar)



DETAIL 1

PRINT DRIVER = LUD-EB@AHL
 PLOT DATE = 8/2/2013 11:35:30 AM
 SCALE NAME = 1/4" = 1'-0"
 FILE NAME = C:\PROJ\885\78230-03-56\011.dwg



USER NAME = has	DESIGNED - SHL 12/12	REVISED -
ESCA PROJECT NO. 988.12	CHECKED - RDP 03/13	REVISED -
PLOT SCALE = 1/4" = 1'-0"	DRAWN - HAS 12/12	REVISED -
PLOT DATE = 8/2/2013 11:35:30 AM	CHECKED - RDP 03/13	REVISED -

**STATE OF ILLINOIS
DEPARTMENT OF TRANSPORTATION**

**STAGE CONSTRUCTION DETAILS
STRUCTURE NO. 076-0032**

SHEET NO. 3 OF 21 SHEETS

F.A.P. RTE.	SECTION	COUNTY	TOTAL SHEETS	SHEET NO.
885	112B-1	POPE	56	25
CONTRACT NO. 78230			ILLINOIS FED. AID PROJECT AID	