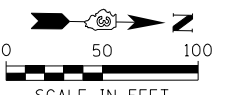
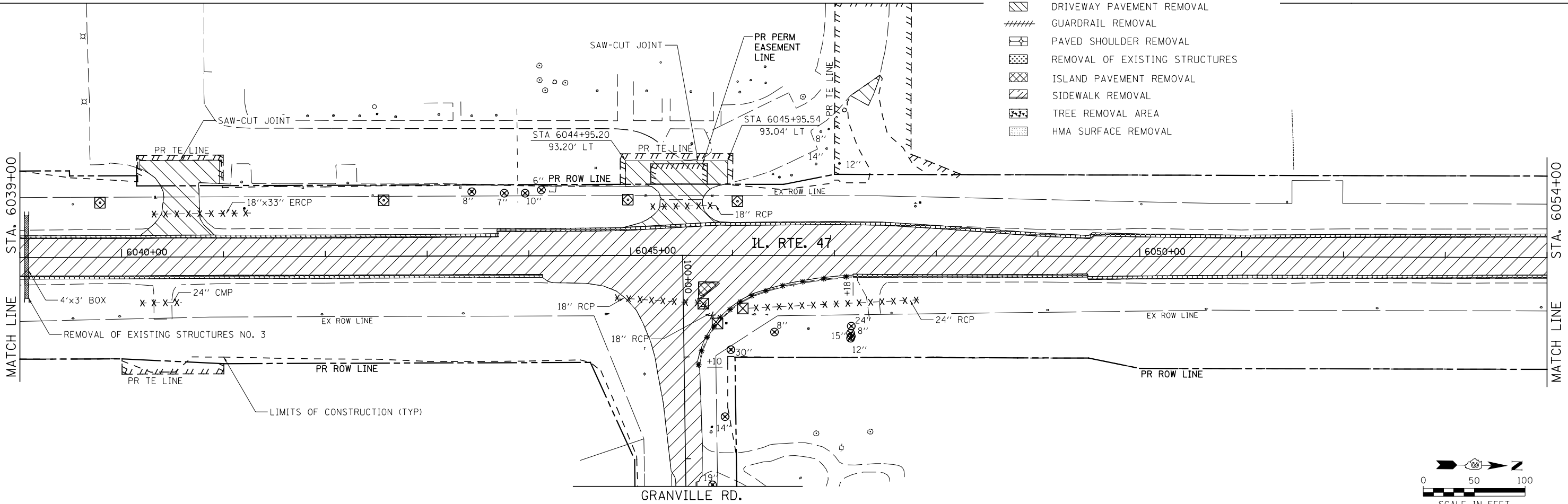
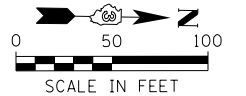


GENERAL NOTES:

1. ONLY THOSE TREES DESIGNATED BY THE ENGINEER OR LISTED IN THE TREE REMOVAL SCHEDULE SHALL BE REMOVED. THE CONTRACTOR SHALL PROTECT ALL REMAINING TREES FROM DAMAGE DUE TO HIS OPERATIONS.
2. FOR REMOVAL ITEMS ASSOCIATED WITH TRAFFIC SIGNAL ITEMS AND WATER MAIN ITEMS SEE THE PLANS RESPECTIVELY.

LEGEND

- PAVEMENT REMOVAL
- DRAINAGE STRUCTURE TO BE REMOVED
- COMB. CONC. CURB AND GUTTER REMOVAL
- PIPE CULVERT/STORM SEWER REMOVAL
- TREE REMOVAL
- DRIVEWAY PAVEMENT REMOVAL
- GUARDRAIL REMOVAL
- PAVED SHOULDER REMOVAL
- REMOVAL OF EXISTING STRUCTURES
- ISLAND PAVEMENT REMOVAL
- SIDEWALK REMOVAL
- TREE REMOVAL AREA
- HMA SURFACE REMOVAL



FILE NAME = V:\3195\66883 (South Section)\CADD Sheets\0366883-shr-rem-01.dgn	USER NAME = bdecreane	DESIGNED - AS	REVISED -	STATE OF ILLINOIS DEPARTMENT OF TRANSPORTATION	IL. RTE. 47 REMOVAL PLANS			F.A.P. RTE. 326	SECTION (110)R, BR & BR-1	COUNTY GRUNDY	TOTAL SHEETS 644	SHEET NO. 99	
SHT.PLAN	PLOT SCALE = 100.0000' / 1in.	CHECKED - ST	REVISED -		SCALE: 1"=50'	SHEET NO. 1 OF 13 SHEETS	STA. 6024+00 TO STA. 6054+00	CONTRACT NO. 66B83		ILLINOIS FED. AID PROJECT			
	PLOT DATE = 8/6/2013	DATE - 7/15/2013	REVISED -										