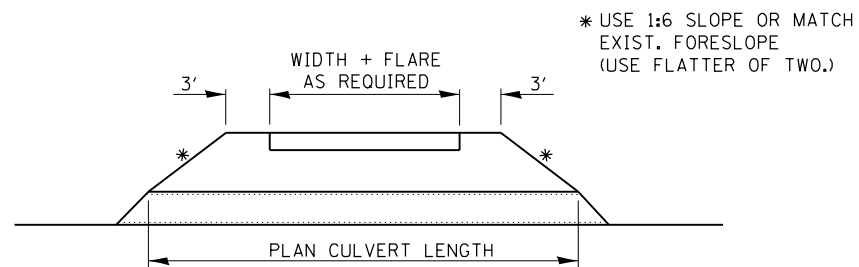
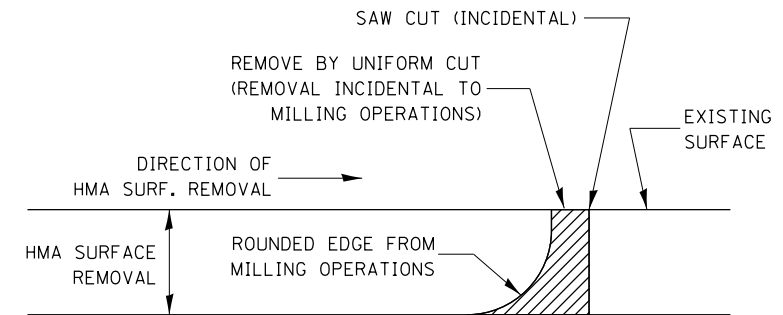


SECTION A-A

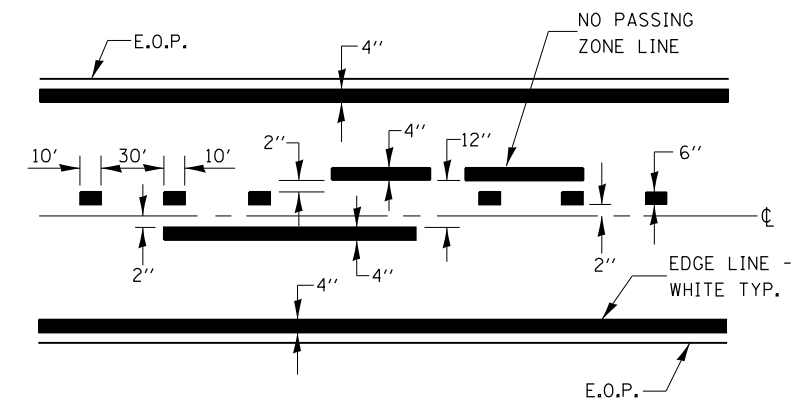


FIELD ENTRANCE DETAIL



NOTE:
 WHEN MILLING OPERATIONS PRODUCE A ROUNDED EDGE, THEN A SAW CUT SHALL BE USED TO MANUFACTURE A PERPENDICULAR EDGE AS SHOWN IN THE DETAIL. THE ENGINEER SHALL BE THE SOLE JUDGE CONCERNING THE USE OF THIS DETAIL.

HMA DETAIL AT BUTT JOINTS



CENTERLINE & NO PASSING ZONE LINES - YELLOW
 (SEE TYPICAL SECTIONS)

PAVEMENT MARKING

FILE NAME =	USER NAME = duncanbd	DESIGNED -	REVISED -
et:\pw\work\p1dot\duncanbd\dms68355\EP04404-sh1-details.dgn		DRAWN -	REVISED -
	PLOT SCALE = 100.0000' / 1in.	CHECKED -	REVISED -
	PLOT DATE = 8/12/2013	DATE -	REVISED -

**STATE OF ILLINOIS
 DEPARTMENT OF TRANSPORTATION**

DETAILS			
SCALE:	SHEET NO. 1 OF 1 SHEETS	STA.	TO STA.

F.A.S. RTE.	SECTION	COUNTY	TOTAL SHEETS	SHEET NO.
1323	102 BR	KANKAKEE	53	45
CONTRACT NO. 66B66				
ILLINOIS FED. AID PROJECT				