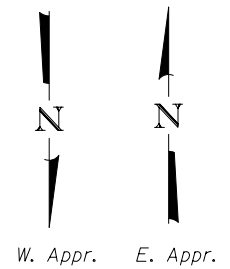
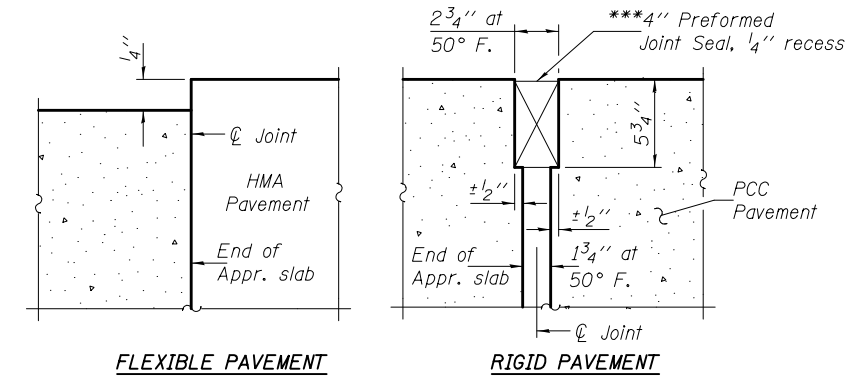


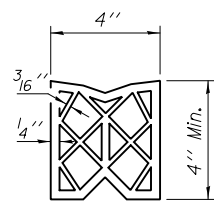
Notes: See sheet 6 of 22 for Sections C-C & D-D and View B-B.



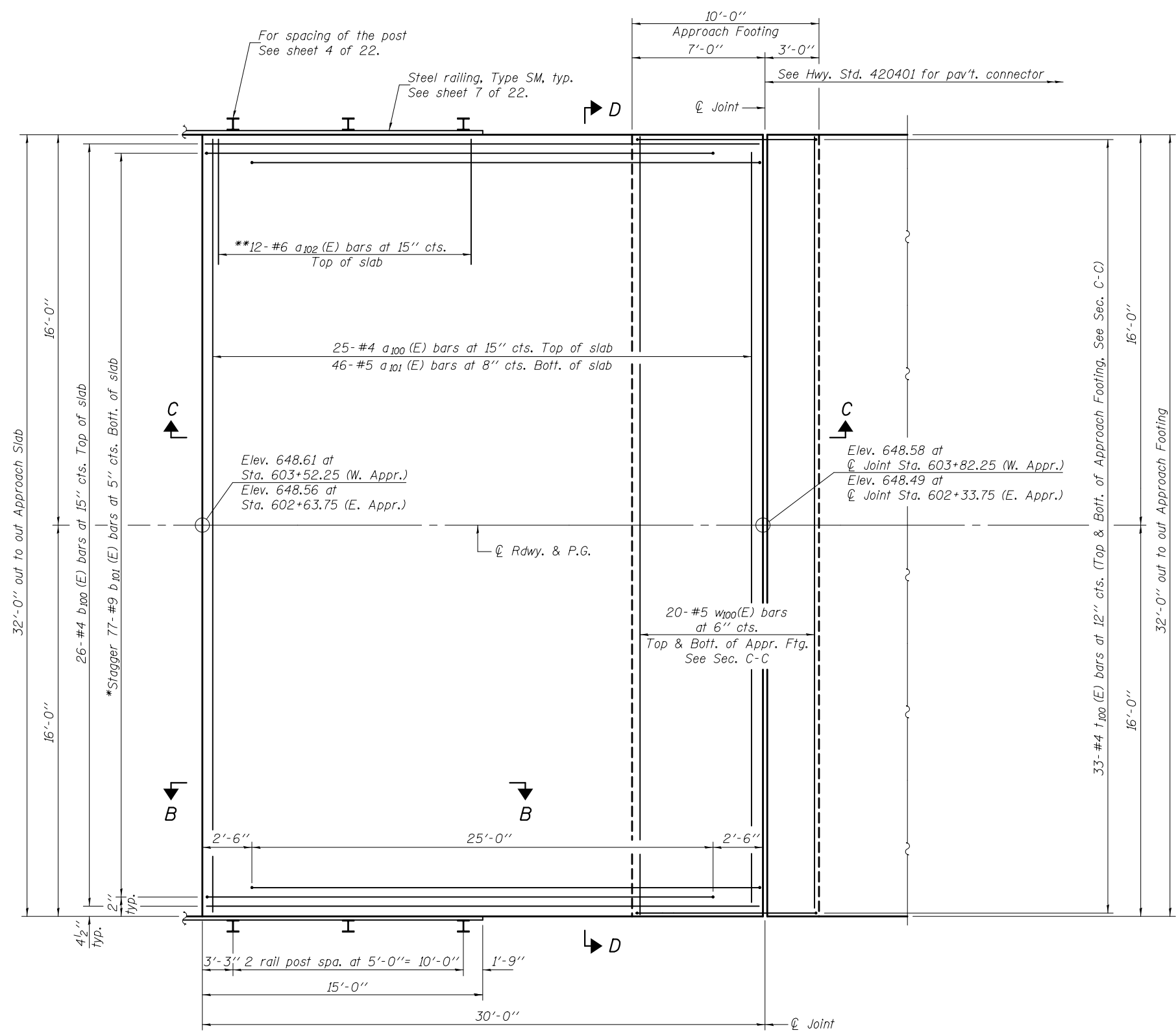
***Cost included with Concrete Superstructure.



DETAIL A



PREFORMED JOINT SEAL



PLAN

(West Approach shown - East Approach similar by mirror image)

*Tilt #9 bars as required to maintain clearance.
**Spaced between #4 bars, typ. ea. rail.

DESIGNED - Fess Teklehalmanot	EXAMINED - <i>Joanne F. [Signature]</i>	DATE - OCTOBER 1, 2013
CHECKED - Ray Ahanchi	PASSED - <i>Carl [Signature]</i>	REVISED
DRAWN - h.t. duong	ACTING ENGINEER OF BRIDGES AND STRUCTURES	REVISED
CHECKED - FT/GRA		

STATE OF ILLINOIS
DEPARTMENT OF TRANSPORTATION

BRIDGE APPROACH SLAB DETAILS
STRUCTURE NO. 046-0109

SHEET NO. 5 OF 22 SHEETS

F.A.S. RTE.	SECTION	COUNTY	TOTAL SHEETS	SHEET NO.
1323	102-BR	KANKAKEE	53	21
CONTRACT NO. 66B66				

ILLINOIS FED. AID PROJECT