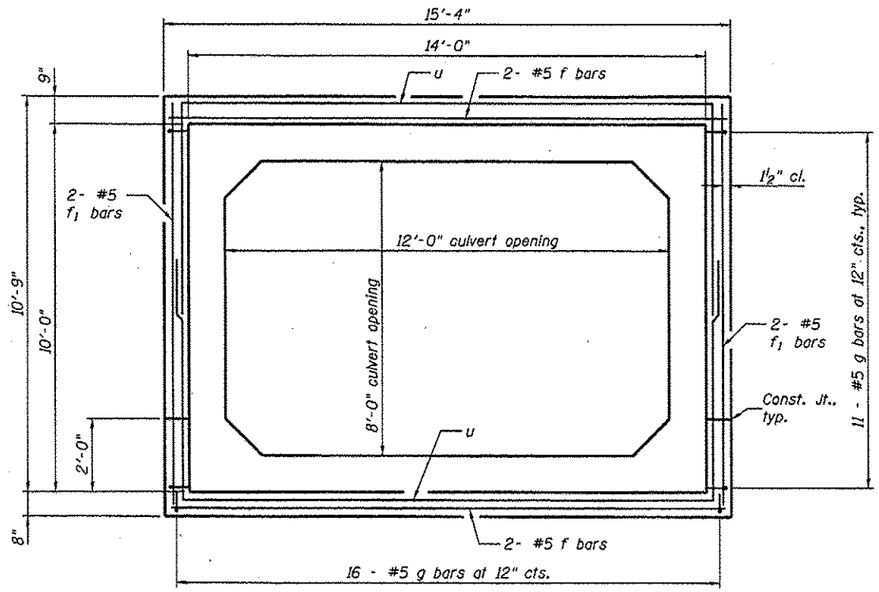

SECTION B-B
HEADWALL

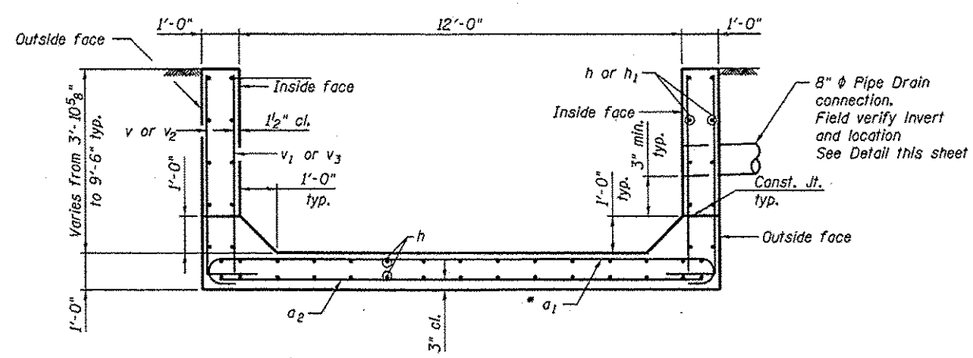

SECTION A-A

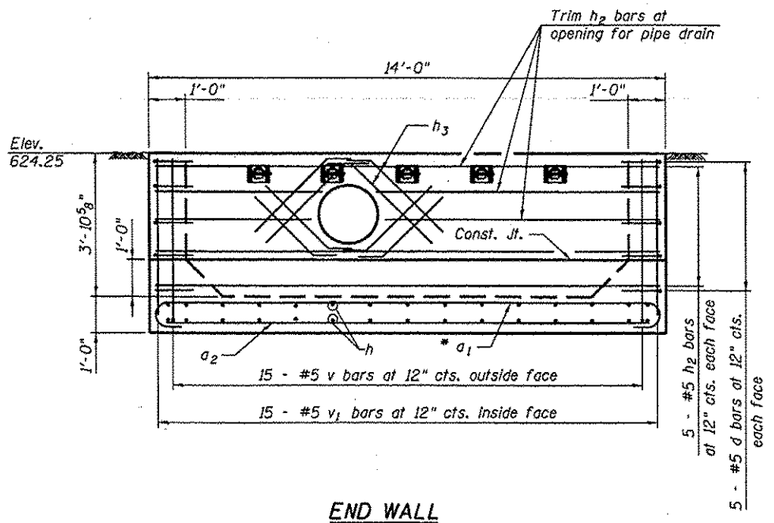

END WALL

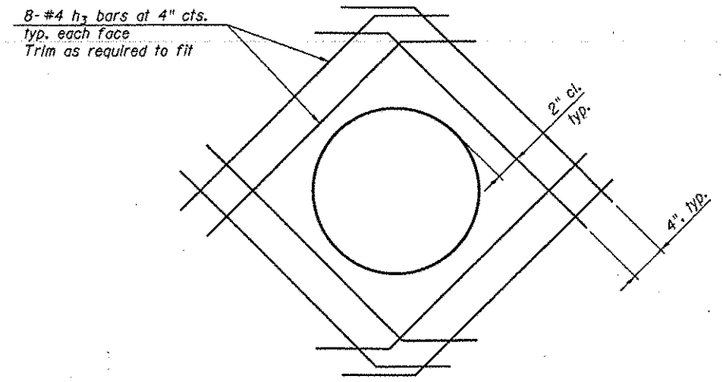

DETAIL FOR PIPE DRAIN
(Maximum 15" ϕ)

* Tilt a_1 bars as required to maintain clear cover

HRGreen.com Illinois Professional Design Firm # 184-001322	USER NAME = STLCO_design-consultant	DESIGNED - KJB	REVISED -	STATE OF ILLINOIS DEPARTMENT OF TRANSPORTATION	DETAILS 1 DROP BOX NO. 1	F.A.S. RTE. 226	SECTION (3T&3)BR-1	COUNTY HENRY	TOTAL SHEETS 210	SHEET NO. 64
		CHECKED - DFM	REVISED -					CONTRACT NO. 64F25		
	PLOT SCALE = NTS	DRAWN - KJB	REVISED -							
	PLOT DATE = 10/11/2012	CHECKED - DFM	REVISED -		SHEET NO. S-2 OF S-3 SHEETS			ILLINOIS FED. AID PROJECT		

\\hrgcrnas\data\CAD\193220J14\CAD_Sheets\64F25_Details_No 1-1.dgn