

BID PROPOSAL INSTRUCTIONS

ABOUT IDOT PROPOSALS: All proposals are potential bidding proposals. Each proposal contains all certifications and affidavits, a proposal signature sheet and a proposal bid bond.

PREQUALIFICATION

Any contractor who desires to become pre-qualified to bid on work advertised by IDOT must submit the properly completed pre-qualification forms to the Bureau of Construction no later than 4:30 p.m. prevailing time twenty-one days prior to the letting of interest. This pre-qualification requirement applies to first time contractors, contractors renewing expired ratings, contractors maintaining continuous pre-qualification or contractors requesting revised ratings. To be eligible to bid, existing pre-qualification ratings must be effective through the date of letting.

WHO CAN BID ?

Bids will be accepted from only those companies that request and receive written Authorization to Bid from IDOT's Central Bureau of Construction.

REQUESTS FOR AUTHORIZATION TO BID

Contractors wanting to bid on items included in a particular letting must submit the properly completed "Request for Authorization to Bid/or Not For Bid Status" (BDE 124) and the ORIGINAL "Affidavit of Availability" (BC 57) to the proper office no later than 4:30 p.m. prevailing time, three (3) days prior to the letting date.

WHAT CONSTITUTES WRITTEN AUTHORIZATION TO BID?

When a prospective prime bidder submits a "Request for Authorization to Bid/or Not For Bid Status"(BDE 124) he/she must indicate at that time which items are being requested For Bidding purposes. Only those items requested For Bidding will be analyzed. After the request has been analyzed, the bidder will be issued an **Authorization to Bid or Not for Bid Report**, approved by the Central Bureau of Construction and the Chief Procurement Officer that indicates which items have been approved For Bidding. If **Authorization to Bid** cannot be approved, the **Authorization to Bid or Not for Bid Report** will indicate the reason for denial.

ABOUT AUTHORIZATION TO BID

Firms that have not received an Authorization to Bid or Not For Bid Report within a reasonable time of complete and correct original document submittal should contact the Department as to the status. Firms unsure as to authorization status should call the Prequalification Section of the Bureau of Construction at the number listed at the end of these instructions.

ADDENDA AND REVISIONS

It is the bidder's responsibility to determine which, if any, addenda or revisions pertain to any project they may be bidding. Failure to incorporate all relevant addenda or revisions may cause the bid to be declared unacceptable.

Each addendum or revision will be included with the Electronic Plans and Proposals. Addenda and revisions will also be placed on the Addendum/Revision Checklist and each subscription service subscriber will be notified by e-mail of each addendum and revision issued.

The Internet is the Department's primary way of doing business. The subscription service emails are an added courtesy the Department provides. It is suggested that bidders check IDOT's website at <http://www.dot.il.gov/desenv/delett.html> before submitting final bid information.

IDOT IS NOT RESPONSIBLE FOR ANY E-MAIL FAILURES.

Addenda questions may be directed to the Contracts Office at (217)782-7806 or DOT.D&Econtracts@illinois.gov

Technical questions about downloading these files may be directed to Tim Garman at (217)524-1642 or Timothy.Garman@illinois.gov.

STANDARD GUIDELINES FOR SUBMITTING BIDS

- All pages should be single sided.
- Use the Cover Page that is provided in the Bid Proposal (posted on the IDOT Web Site) as the first page of your submitted bid. It has the item number in large bold type in the upper left-hand corner and lines provided for your company name and address in the upper right-hand corner.
- Do not use report covers, presentation folders or special bindings and do not staple multiple times on left side like a book. Use only 1 staple in the upper left hand corner. Make sure all elements of your bid are stapled together including the bid bond or guaranty check (if required).
- Do not include any certificates of eligibility, your authorization to bid, Addendum Letters or affidavit of availability.
- Do not include the Subcontractor Documentation with your bid (pages i – iii and pages a – g). This documentation is required only if you are awarded the project.
- Use the envelope cover sheet (provided with the proposal) as the cover for the proposal envelope.
- Do not rely on overnight services to deliver your proposal prior to 10 AM on letting day. It will not be read if it is delivered after 10 AM.
- Do not submit your Substance Abuse Prevention Program (SAPP) with your bid. If you are awarded the contract this form is to be submitted to the district engineer at the pre-construction conference.

BID SUBMITTAL CHECKLIST

- Cover page** (the sheet that has the item number on it) – This should be the first page of your bid proposal, **followed by your bid (the Schedule of Prices/Pay Items)**. If you are using special software or CBID to generate your schedule of prices, do not include the blank pages of the schedule of prices that came with the proposal package.
- Page 4 (Item 9)** – Check “YES” if you will use a subcontractor(s) with an annual value over \$50,000. Include the subcontractor(s) name, address, general type of work to be performed and the dollar amount. If you will use subcontractor(s) but are uncertain who or the dollar amount; check “YES” but leave the lines blank.
- After page 4** – Insert the following documents: The **Illinois Office Affidavit** (Not applicable to federally funded projects) followed by Cost Adjustments for Steel, Bituminous and Fuel (if applicable) and the Contractor Letter of Assent (if applicable). The general rule should be, if you don’t know where it goes, put it after page 4.
- Page 10 (Paragraph J)** – Check “YES” or “NO” whether your company has any business in Iran.
- Page 10 (Paragraph K)** – (Not applicable to federally funded projects) List the name of the apprenticeship and training program sponsor holding the certificate of registration from the US Department of Labor. If no applicable program exists, please indicate the work/job category **Your bid will not be read if this is not completed.** Do not include certificates with your bid. Keep the certificates in your office in case they are requested by IDOT.
- Page 11 (Paragraph L)** – A copy of your State Board of Elections certificate of registration is no longer required with your bid.
- Page 11 (Paragraph M)** – Indicate if your company has hired a lobbyist in connection with the job for which you are submitting the bid proposal.
- Page 12 (Paragraph C)** – This is a work sheet to determine if a completed Form A is required. It is not part of the form and you do not need to make copies for each completed Form A.
- Pages 14-17 (Form A)** – One Form A (4 pages) is required for each applicable person in your company. Copies of the forms can be used and only need to be changed when the information changes. The certification signature and date must be original for each letting. **Do not staple the forms together.** If you answered “NO” to all of the questions in Paragraph C (page 12), complete the first section (page 14) with your company information and then sign and date the Not Applicable statement on page 17.
- Page 18 (Form B)** - If you check “YES” to having other current or pending contracts it is acceptable to use the phrase, “See Affidavit of Availability on file”. **Ownership Certification** (at the bottom of the page) - Check N/A if the Form A(s) you submitted accounts for 100 percent of the company ownership. Check YES if any percentage of ownership falls outside of the parameters that require reporting on the Form A. Checking NO indicates that the Form A(s) you submitted is not correct and you will be required to submit a revised Form A.
- Page 20 (Workforce Projection)** – Be sure to include the Duration of the Project. It is acceptable to use the phrase “Per Contract Specifications”.

Proposal Bid Bond – (Insert after the proposal signature page) Submit your proposal Proposal Bid Bond (if applicable) using the current Proposal Bid Bond form provided in the proposal package. The Power of Attorney page should be stapled to the Proposal Bid Bond. If you are using an electronic bond, include your bid bond number on the Proposal Bid Bond and attach the Proof of Insurance printed from the Surety’s Web Site.

Disadvantaged Business Utilization Plan and/or Good Faith Effort – The last items in your bid should be the DBE Utilization Plan (SBE 2026), followed by the DBE Participation Statement (SBE 2025) and supporting paperwork. If you have documentation of a Good Faith Effort, it is to follow the SBE Forms.

The Bid Letting is now available in streaming Audio/Video from the IDOT Web Site. A link to the stream will be placed on the main page of the current letting on the day of the Letting. The stream will not begin until 10 AM. The actual reading of the bids does not begin until approximately 10:30 AM.

Following the Letting, the As-Read Tabulation of Bids will be posted by the end of the day. You will find the link on the main Web page for the current letting.

QUESTIONS: pre-letting up to execution of the contract

Contractor pre-qualification	217-782-3413
Small Business, Disadvantaged Business Enterprise (DBE)	217-785-4611
Contracts, Bids, Letting process or Internet downloads	217-782-7806
Estimates Unit.....	217-785-3483
Aeronautics.....	217-785-8515
IDNR (Land Reclamation, Water Resources, Natural Resources).....	217-782-6302

QUESTIONS: following contract execution

Subcontractor documentation, payments	217-782-3413
Railroad Insurance	217-785-0275

RETURN WITH BID

11

Proposal Submitted By
Name
Address
City

Letting November 8, 2013

NOTICE TO PROSPECTIVE BIDDERS

This proposal can be used for bidding purposes by only those companies that request and receive written AUTHORIZATION TO BID from IDOT's Central Bureau of Construction.

BIDDERS NEED NOT RETURN THE ENTIRE PROPOSAL

**Notice to Bidders,
Specifications,
Proposal, Contract
and Contract Bond**



**Illinois Department
of Transportation**

Springfield, Illinois 62764

**Contract No. 63672
WILL County
Section 05-00086-14-FP
Route FAU 1638 (Exchange Street)
Project RS-M-9003(112)
District 1 Construction Funds**

PLEASE MARK THE APPROPRIATE BOX BELOW:

- A Bid Bond is included.
- A Cashier's Check or a Certified Check is included

Prepared by

F

Checked by

(Printed by authority of the State of Illinois)

Page intentionally left blank

RETURN WITH BID



PROPOSAL

TO THE DEPARTMENT OF TRANSPORTATION

1. Proposal of _____

Taxpayer Identification Number (Mandatory) _____

For the improvement identified and advertised for bids in the Invitation for Bids as:

**Contract No. 63672
WILL County
Section 05-00086-14-FP
Project RS-M-9003(112)
Route FAU 1638 (Exchange Street)
District 1 Construction Funds**

Work consists of constructing Exchange Street on a new alignment from just west of Crete Road to South Country Lane to include storm sewer installation, box culvert installation, pavement removal, HMA pavement, combination curb and gutter, earth excavation, HMA removal and water main replacement.

2. The undersigned bidder will furnish all labor, material and equipment to complete the above described project in a good and workmanlike manner as provided in the contract documents provided by the Department of Transportation. This proposal will become part of the contract and the terms and conditions contained in the contract documents will govern performance and payments.

RETURN WITH BID

3. **ASSURANCE OF EXAMINATION AND INSPECTION/WAIVER.** The undersigned bidder further declares that he/she has carefully examined the proposal, plans, specifications, addenda form of contract and contract bond, and special provisions, and that he/she has inspected in detail the site of the proposed work, and that he/she has familiarized themselves with all of the local conditions affecting the contract and the detailed requirements of construction, and understands that in making this bid proposal he/she waives all right to plead any misunderstanding regarding the same.

4. **EXECUTION OF CONTRACT AND CONTRACT BOND.** The undersigned bidder further agrees to execute a contract for this work and present the same to the department within fifteen (15) days after the contract has been mailed to him/her. The undersigned further agrees that he/she and his/her surety will execute and present within fifteen (15) days after the contract has been mailed to him/her contract bond satisfactory to and in the form prescribed by the Department of Transportation, in the penal sum of the full amount of the contract, or as specified in the special provisions, guaranteeing the faithful performance of the work in accordance with the terms of the contract.

5. **PROPOSAL GUARANTY.** Accompanying this proposal is either a bid bond on the department form, executed by a corporate surety company satisfactory to the department, or a proposal guaranty check consisting of a bank cashier's check or a properly certified check for not less than 5 per cent of the amount bid or for the amount specified in the following schedule:

<u>Amount of Bid</u>		<u>Proposal Guaranty</u>	<u>Amount of Bid</u>		<u>Proposal Guaranty</u>	
Up to	\$5,000	\$150	\$2,000,000	to	\$3,000,000	\$100,000
\$5,000	to \$10,000	\$300	\$3,000,000	to	\$5,000,000	\$150,000
\$10,000	to \$50,000	\$1,000	\$5,000,000	to	\$7,500,000	\$250,000
\$50,000	to \$100,000	\$3,000	\$7,500,000	to	\$10,000,000	\$400,000
\$100,000	to \$150,000	\$5,000	\$10,000,000	to	\$15,000,000	\$500,000
\$150,000	to \$250,000	\$7,500	\$15,000,000	to	\$20,000,000	\$600,000
\$250,000	to \$500,000	\$12,500	\$20,000,000	to	\$25,000,000	\$700,000
\$500,000	to \$1,000,000	\$25,000	\$25,000,000	to	\$30,000,000	\$800,000
\$1,000,000	to \$1,500,000	\$50,000	\$30,000,000	to	\$35,000,000	\$900,000
\$1,500,000	to \$2,000,000	\$75,000	over		\$35,000,000	\$1,000,000

Bank cashier's checks or properly certified checks accompanying bid proposals will be made payable to the Treasurer, State of Illinois.

If a combination bid is submitted, the proposal guaranties which accompany the individual bid proposals making up the combination will be considered as also covering the combination bid.

The amount of the proposal guaranty check is _____ \$(_____). If this proposal is accepted and the undersigned will fail to execute a contract bond as required herein, it is hereby agreed that the amount of the proposal guaranty will become the property of the State of Illinois, and shall be considered as payment of damages due to delay and other causes suffered by the State because of the failure to execute said contract and contract bond; otherwise, the bid bond will become void or the proposal guaranty check will be returned to the undersigned.

Attach Cashier's Check or Certified Check Here

In the event that one proposal guaranty check is intended to cover two or more bid proposals, the amount must be equal to the sum of the proposal guaranties which would be required for each individual bid proposal. If the guaranty check is placed in another bid proposal, state below where it may be found.

The proposal guaranty check will be found in the bid proposal for:

Item _____

Section No. _____

County _____

Mark the proposal cover sheet as to the type of proposal guaranty submitted.

RETURN WITH BID

6. **COMBINATION BIDS.** The undersigned bidder further agrees that if awarded the contract for the sections contained in the following combination, he/she will perform the work in accordance with the requirements of each individual contract comprising the combination bid specified in the schedule below, and that the combination bid shall be prorated against each section in proportion to the bid submitted for the same. If an error is found to exist in the gross sum bid for one or more of the individual sections included in a combination, the combination bid shall be corrected as provided in the specifications.

When a combination bid is submitted, the schedule below must be completed in each proposal comprising the combination.

If alternate bids are submitted for one or more of the sections comprising the combination, a combination bid must be submitted for each alternate.

Schedule of Combination Bids

Combination No.	Sections Included in Combination	Combination Bid	
		Dollars	Cents

7. **SCHEDULE OF PRICES.** The undersigned bidder submits herewith, in accordance with the rules and instructions, a schedule of prices for the items of work for which bids are sought. The unit prices bid are in U.S. dollars and cents, and all extensions and summations have been made. The bidder understands that the quantities appearing in the bid schedule are approximate and are provided for the purpose of obtaining a gross sum for the comparison of bids. If there is an error in the extension of the unit prices, the unit prices will govern. Payment to the contractor awarded the contract will be made only for actual quantities of work performed and accepted or materials furnished according to the contract. The scheduled quantities of work to be done and materials to be furnished may be increased, decreased or omitted as provided elsewhere in the contract.

8. **AUTHORITY TO DO BUSINESS IN ILLINOIS.** Section 20-43 of the Illinois Procurement Code (the Code) (30 ILCS 500/20-43) provides that a person (other than an individual acting as a sole proprietor) must be a legal entity authorized to do business in the State of Illinois prior to submitting the bid.

9. **EXECUTION OF CONTRACT:** The Department of Transportation will, in accordance with the rules governing Department procurements, execute the contract and shall be the sole entity having the authority to accept performance and make payments under the contract. Execution of the contract by the Chief Procurement Officer (CPO) or the State Purchasing Officer (SPO) is for approval of the procurement process and execution of the contract by the Department. Neither the CPO nor the SPO shall be responsible for administration of the contract or determinations respecting performance or payment there under except as otherwise permitted in the Code.

10. **The services of a subcontractor will be used.**

Check box Yes
 Check box No

For known subcontractors with subcontracts with an annual value of more than \$50,000, the contract shall include their name, address, general type of work to be performed, and the dollar allocation for each subcontractor. (30 ILCS 500/20-120)

COUNTY NAME	CODE	DIST	SECTION NUMBER	PROJECT NUMBER	ROUTE
WILL	197	01	05-00086-14-FP	RS-M-9003/112/000	FAU 1638

ITEM NUMBER	PAY ITEM DESCRIPTION	UNIT OF MEASURE	QUANTITY	UNIT PRICE		TOTAL PRICE	
				DOLLARS	CENTS	DOLLARS	CTS
X0326337	DRAINAGE CONTROL STR	EACH	3.000 X	=			
X4401198	HMA SURF REM VAR DP	SQ YD	1,304.000 X	=			
X5610700	WATER MAIN REMOVAL	FOOT	2,614.000 X	=			
X6062700	CONC GUTTER TA SPL	FOOT	715.000 X	=			
X7010216	TRAF CONT & PROT SPL	L SUM	1.000 X	=			
Z0013200	CONC REFER MARKERS	EACH	18.000 X	=			
Z0013798	CONSTRUCTION LAYOUT	L SUM	1.000 X	=			
Z0016702	DETOUR SIGNING	L SUM	1.000 X	=			
Z0019600	DUST CONTROL WATERING	UNIT	143.000 X	=			
Z0026407	TEMP SHT PILING	SQ FT	1,482.000 X	=			
Z0056612	STORM SEW WM REQ 18	FOOT	182.000 X	=			
Z0056616	STORM SEW WM REQ 24	FOOT	88.000 X	=			
Z0064505	SECTION CORNER MKRS	EACH	1.000 X	=			
Z0076600	TRAINEES	HOURL	1,500.000 X	=	0.80		1,200.00
Z0076604	TRAINEES TPG	HOURL	1,500.000 X	=	10.00		15,000.00

FAU 1638
 05-00086-14-FP
 WILL

ILLINOIS DEPARTMENT OF TRANSPORTATION
 SCHEDULE OF PRICES
 CONTRACT NUMBER - 63672

ECMS002 DTGECM03 ECMR003 PAGE 2
 RUN DATE - 09/13/13
 RUN TIME - 183052

ITEM NUMBER	PAY ITEM DESCRIPTION	UNIT OF MEASURE	QUANTITY	UNIT PRICE		TOTAL PRICE	
				DOLLARS	CENTS	DOLLARS	CTS
20100110	TREE REMOV 6-15	UNIT	57.000 X	=		=	
20100210	TREE REMOV OVER 15	UNIT	222.000 X	=		=	
20100500	TREE REMOV ACRES	ACRE	5.100 X	=		=	
20200100	EARTH EXCAVATION	CU YD	70,271.000 X	=		=	
20201200	REM & DISP UNS MATL	CU YD	16,032.000 X	=		=	
20700220	POROUS GRAN EMBANK	CU YD	162.000 X	=		=	
20800150	TRENCH BACKFILL	CU YD	763.000 X	=		=	
21101505	TOPSOIL EXC & PLAC	CU YD	7,765.000 X	=		=	
21301052	EXPLOR TRENCH 52	FOOT	8,940.000 X	=		=	
25000210	SEEDING CL 2A	ACRE	14.400 X	=		=	
25000400	NITROGEN FERT NUTR	POUND	1,296.000 X	=		=	
25000500	PHOSPHORUS FERT NUTR	POUND	1,296.000 X	=		=	
25000600	POTASSIUM FERT NUTR	POUND	1,296.000 X	=		=	
25100115	MULCH METHOD 2	ACRE	29.200 X	=		=	
25100630	EROSION CONTR BLANKET	SQ YD	3,891.000 X	=		=	

FAU 1638
 05-00086-14-FP
 WILL

ILLINOIS DEPARTMENT OF TRANSPORTATION
 SCHEDULE OF PRICES
 CONTRACT NUMBER - 63672

ECMS002 DTGECM03 ECMR003 PAGE 3
 RUN DATE - 09/13/13
 RUN TIME - 183052

ITEM NUMBER	PAY ITEM DESCRIPTION	UNIT OF MEASURE	QUANTITY	UNIT PRICE		TOTAL PRICE	
				DOLLARS	CENTS	DOLLARS	CTS
28000250	TEMP EROS CONTR SEED	POUND	5,908.000 X	=		=	
28000305	TEMP DITCH CHECKS	FOOT	2,858.000 X	=		=	
28000400	PERIMETER EROS BAR	FOOT	2,236.000 X	=		=	
28000500	INLET & PIPE PROTECT	EACH	28.000 X	=		=	
28100105	STONE RIPRAP CL A3	SQ YD	190.000 X	=		=	
28100107	STONE RIPRAP CL A4	SQ YD	418.000 X	=		=	
28100109	STONE RIPRAP, CL A5	SQ YD	125.000 X	=		=	
28200200	FILTER FABRIC	SQ YD	757.000 X	=		=	
30300001	AGG SUBGRADE IMPROVE	CU YD	1,067.000 X	=		=	
30300112	AGG SUBGRADE IMPR 12	SQ YD	42,045.000 X	=		=	
31101900	SUB GRAN MAT C	TON	3,950.000 X	=		=	
35101600	AGG BASE CSE B 4	SQ YD	5,294.000 X	=		=	
35102400	AGG BASE CSE B 12	SQ YD	1,126.000 X	=		=	
35400400	PCC BASE CSE W 9	SQ YD	61.000 X	=		=	
40200800	AGG SURF CSE B	TON	651.000 X	=		=	

FAU 1638
 05-00086-14-FP
 WILL

ILLINOIS DEPARTMENT OF TRANSPORTATION
 SCHEDULE OF PRICES
 CONTRACT NUMBER - 63672

ECMS002 DTGECM03 ECMR003 PAGE 4
 RUN DATE - 09/13/13
 RUN TIME - 183052

ITEM NUMBER	PAY ITEM DESCRIPTION	UNIT OF MEASURE	QUANTITY	UNIT PRICE		TOTAL PRICE	
				DOLLARS	CENTS	DOLLARS	CTS
4020100	AGGREGATE-TEMP ACCESS	TON	786.000	X	=	=	
40600100	BIT MATLS PR CT	GALLON	15,763.000	X	=	=	
40600300	AGG PR CT	TON	57.000	X	=	=	
40600635	LEV BIND MM N70	TON	157.000	X	=	=	
40600895	CONSTRUC TEST STRIP	EACH	2.000	X	=	=	
40603340	HMA SC "D" N70	TON	911.000	X	=	=	
40701801	HMA PAVT FD 6	SQ YD	3,840.000	X	=	=	
40701941	HMA PAVT FD 13	SQ YD	25,132.000	X	=	=	
40800050	INCIDENTAL HMA SURF	TON	199.000	X	=	=	
42001300	PROTECTIVE COAT	SQ YD	476.000	X	=	=	
44000100	PAVEMENT REM	SQ YD	14,930.000	X	=	=	
44000155	HMA SURF REM 1 1/2	SQ YD	9,834.000	X	=	=	
44000200	DRIVE PAVEMENT REM	SQ YD	790.000	X	=	=	
44000500	COMB CURB GUTTER REM	FOOT	485.000	X	=	=	
48101200	AGGREGATE SHLDS B	TON	442.000	X	=	=	

FAU 1638
 05-00086-14-FP
 WILL

ILLINOIS DEPARTMENT OF TRANSPORTATION
 SCHEDULE OF PRICES
 CONTRACT NUMBER - 63672

ECMS002 DTGECM03 ECMR003 PAGE 5
 RUN DATE - 09/13/13
 RUN TIME - 183052

ITEM NUMBER	PAY ITEM DESCRIPTION	UNIT OF MEASURE	QUANTITY	UNIT PRICE		TOTAL PRICE	
				DOLLARS	CENTS	DOLLARS	CTS
48203029	HMA SHOULDERS 8	SQ YD	13,941.000 X	=		=	
50100100	REM EXIST STRUCT	EACH	1.000 X	=		=	
50105220	PIPE CULVERT REMOV	FOOT	696.000 X	=		=	
50800105	REINFORCEMENT BARS	POUND	63,510.000 X	=		=	
50800205	REINF BARS, EPOXY CTD	POUND	180.000 X	=		=	
51500100	NAME PLATES	EACH	1.000 X	=		=	
54003000	CONC BOX CUL	CU YD	340.900 X	=		=	
542A0217	P CUL CL A 1 12	FOOT	124.000 X	=		=	
542A0220	P CUL CL A 1 15	FOOT	194.000 X	=		=	
542A0235	P CUL CL A 1 30	FOOT	96.000 X	=		=	
542A1060	P CUL CL A 2 15	FOOT	44.000 X	=		=	
542D0220	P CUL CL D 1 15	FOOT	130.000 X	=		=	
542D0223	P CUL CL D 1 18	FOOT	270.000 X	=		=	
542D0229	P CUL CL D 1 24	FOOT	170.000 X	=		=	
542D0235	P CUL CL D 1 30	FOOT	86.000 X	=		=	

FAU 1638
 05-00086-14-FP
 WILL

ILLINOIS DEPARTMENT OF TRANSPORTATION
 SCHEDULE OF PRICES
 CONTRACT NUMBER - 63672

ECMS002 DTGECM03 ECMR003 PAGE 6
 RUN DATE - 09/13/13
 RUN TIME - 183052

ITEM NUMBER	PAY ITEM DESCRIPTION	UNIT OF MEASURE	QUANTITY	UNIT PRICE		TOTAL PRICE	
				DOLLARS	CENTS	DOLLARS	CTS
54213657	PRC FLAR END SEC 12	EACH	4.000 X	=	=	=	=
54213660	PRC FLAR END SEC 15	EACH	4.000 X	=	=	=	=
54213669	PRC FLAR END SEC 24	EACH	1.000 X	=	=	=	=
54213870	STEEL END SEC 15	EACH	6.000 X	=	=	=	=
54213873	STEEL END SEC 18	EACH	10.000 X	=	=	=	=
54213879	STEEL END SEC 24	EACH	6.000 X	=	=	=	=
54213885	STEEL END SEC 30	EACH	2.000 X	=	=	=	=
54260311	TRAVERS PIPE GRATE	FOOT	103.000 X	=	=	=	=
54261415	CONC ES 542001 15 1:4	EACH	6.000 X	=	=	=	=
54262430	CONC ES 542006 30 1:4	EACH	4.000 X	=	=	=	=
550A0380	STORM SEW CL A 2 18	FOOT	250.000 X	=	=	=	=
550A0410	STORM SEW CL A 2 24	FOOT	504.000 X	=	=	=	=
56103300	D I WATER MAIN 12	FOOT	2,875.000 X	=	=	=	=
56109210	WATER VALVES ADJUST	EACH	3.000 X	=	=	=	=
56200300	WATER SERV LINE 1	FOOT	804.000 X	=	=	=	=

FAU 1638
 05-00086-14-FP
 WILL

ILLINOIS DEPARTMENT OF TRANSPORTATION
 SCHEDULE OF PRICES
 CONTRACT NUMBER - 63672

ECMS002 DTGECM03 ECMR003 PAGE 7
 RUN DATE - 09/13/13
 RUN TIME - 183052

ITEM NUMBER	PAY ITEM DESCRIPTION	UNIT OF MEASURE	QUANTITY	UNIT PRICE		TOTAL PRICE	
				DOLLARS	CENTS	DOLLARS	CTS
56400500	FIRE HYDNPTS TO BE REM	EACH	5.000 X	=	=	=	=
56400600	FIRE HYDRANTS	EACH	5.000 X	=	=	=	=
60100060	CONC HDWL FOR P DRAIN	EACH	10.000 X	=	=	=	=
60100915	PIPE DRAINS 6	FOOT	397.000 X	=	=	=	=
60100925	PIPE DRAINS 8	FOOT	402.000 X	=	=	=	=
60100935	PIPE DRAINS 10	FOOT	395.000 X	=	=	=	=
60107600	PIPE UNDERDRAINS 4	FOOT	2,900.000 X	=	=	=	=
60108100	PIPE UNDERDRAIN 4 SP	FOOT	280.000 X	=	=	=	=
60219100	MAN TA 4 DIA T9F&G	EACH	2.000 X	=	=	=	=
60219510	MAN TA 4 DIA T20F&G	EACH	1.000 X	=	=	=	=
60221800	MAN TA 5 DIA T9F&G	EACH	1.000 X	=	=	=	=
60222210	MAN TA 5 DIA T20F&G	EACH	1.000 X	=	=	=	=
60236200	INLETS TA T8G	EACH	3.000 X	=	=	=	=
60238305	INLET TA M INL 604101	EACH	1.000 X	=	=	=	=
60240301	INLETS TB T8G	EACH	1.000 X	=	=	=	=

ITEM NUMBER	PAY ITEM DESCRIPTION	UNIT OF MEASURE	QUANTITY	UNIT PRICE		TOTAL PRICE	
				DOLLARS	CENTS	DOLLARS	CTS
60240310	INLETS TB T11F&G	EACH	1.000 X	=	=	=	=
60240366	INLET TB M INL 604106	EACH	1.000 X	=	=	=	=
60255500	MAN ADJUST	EACH	2.000 X	=	=	=	=
60600095	CLASS SI CONC OUTLET	CU YD	8.400 X	=	=	=	=
60603800	COMB CC&G TB6.12	FOOT	833.000 X	=	=	=	=
61100605	MISC CONCRETE	CU YD	8.000 X	=	=	=	=
61101007	STORM SEW PROT A 6	FOOT	798.000 X	=	=	=	=
61101009	STORM SEW PROT A 8	FOOT	803.000 X	=	=	=	=
61101011	STORM SEW PROT A 10	FOOT	796.000 X	=	=	=	=
61133100	FLD TILE JUN VAULT 2D	EACH	8.000 X	=	=	=	=
61139900	STORM SEWER SPEC 6	FOOT	593.000 X	=	=	=	=
61140000	STORM SEWER SPEC 8	FOOT	598.000 X	=	=	=	=
61140100	STORM SEWER SPEC 10	FOOT	596.000 X	=	=	=	=
63000001	SPBGR TY A 6FT POSTS	FOOT	50.000 X	=	=	=	=
66500105	WOV W FENCE 4	FOOT	3,068.000 X	=	=	=	=

FAU 1638
 05-00086-14-FP
 WILL

ILLINOIS DEPARTMENT OF TRANSPORTATION
 SCHEDULE OF PRICES
 CONTRACT NUMBER - 63672

ECMS002 DTGECM03 ECMR003 PAGE 9
 RUN DATE - 09/13/13
 RUN TIME - 183052

ITEM NUMBER	PAY ITEM DESCRIPTION	UNIT OF MEASURE	QUANTITY	UNIT PRICE		TOTAL PRICE	
				DOLLARS	CENTS	DOLLARS	CTS
66502000	WOV W GATES 4X24 DBL	EACH	1.000 X	=		=	
66600105	FUR ERECT ROW MARKERS	EACH	43.000 X	=		=	
66700205	PERM SURV MKRS T1	EACH	6.000 X	=		=	
67000400	ENGR FIELD OFFICE A	CAL MO	20.000 X	=		=	
67100100	MOBILIZATION	L SUM	1.000 X	=		=	
70103815	TR CONT SURVEILLANCE	CAL DA	190.000 X	=		=	
70106800	CHANGEABLE MESSAGE SN	CAL MO	45.000 X	=		=	
70300210	TEMP PVT MK LTR & SYM	SQ FT	110.000 X	=		=	
70300220	TEMP PVT MK LINE 4	FOOT	41,815.000 X	=		=	
70300240	TEMP PVT MK LINE 6	FOOT	480.000 X	=		=	
70300260	TEMP PVT MK LINE 12	FOOT	983.000 X	=		=	
70300280	TEMP PVT MK LINE 24	FOOT	155.000 X	=		=	
70301000	WORK ZONE PAVT MK REM	SQ FT	15,581.000 X	=		=	
72000100	SIGN PANEL T1	SQ FT	221.900 X	=		=	
72400100	REMOV SIN PAN ASSY TA	EACH	22.000 X	=		=	

ITEM NUMBER	PAY ITEM DESCRIPTION	UNIT OF MEASURE	QUANTITY	UNIT PRICE		TOTAL PRICE	
				DOLLARS	CENTS	DOLLARS	CTS
72400500	RELOC SIN PAN ASSY TA	EACH	6.000 X	=			
72800100	TELES STL SIN SUPPORT	FOOT	436.000 X	=			
78000100	THPL PVT MK LTR & SYM	SQ FT	110.000 X	=			
78000200	THPL PVT MK LINE 4	FOOT	41,815.000 X	=			
78000400	THPL PVT MK LINE 6	FOOT	480.000 X	=			
78000600	THPL PVT MK LINE 12	FOOT	983.000 X	=			
78000650	THPL PVT MK LINE 24	FOOT	155.000 X	=			
78100100	RAISED REFL PAVT MKR	EACH	241.000 X	=			
78300200	RAISED REF PVT MK REM	EACH	199.000 X	=			

TOTAL \$

- NOTE:
1. EACH PAY ITEM SHOULD HAVE A UNIT PRICE AND A TOTAL PRICE.
 2. THE UNIT PRICE SHALL GOVERN IF NO TOTAL PRICE IS SHOWN OR IF THERE IS A DISCREPANCY BETWEEN THE PRODUCT OF THE UNIT PRICE MULTIPLIED BY THE QUANTITY.
 3. IF A UNIT PRICE IS OMITTED, THE TOTAL PRICE WILL BE DIVIDED BY THE QUANTITY IN ORDER TO ESTABLISH A UNIT PRICE.
 4. A BID MAY BE DECLARED UNACCEPTABLE IF NEITHER A UNIT PRICE NOR A TOTAL PRICE IS SHOWN.

RETURN WITH BID

STATE REQUIRED ETHICAL STANDARDS GOVERNING CONTRACT PROCUREMENT: ASSURANCES, CERTIFICATIONS AND DISCLOSURES

I. GENERAL

A. Article 50 of the Code establishes the duty of all State CPOs, SPOs, and their designees to maximize the value of the expenditure of public moneys in procuring goods, services, and contracts for the State of Illinois and to act in a manner that maintains the integrity and public trust of State government. In discharging this duty, they are charged by law to use all available information, reasonable efforts, and reasonable actions to protect, safeguard, and maintain the procurement process of the State of Illinois.

B. In order to comply with the provisions of Article 50 and to carry out the duty established therein, all bidders are to adhere to ethical standards established for the procurement process, and to make such assurances, disclosures and certifications required by law. Except as otherwise required in subsection III, paragraphs J-M, by execution of the Proposal Signature Sheet, the bidder indicates that each of the mandated assurances have been read and understood, that each certification is made and understood, and that each disclosure requirement has been understood and completed.

C. In addition to all other remedies provided by law, failure to comply with any assurance, failure to make any disclosure or the making of a false certification shall be grounds for the CPO to void the contract, and may result in the suspension or debarment of the bidder or subcontractor. If a false certification is made by a subcontractor the contractor's submitted bid and the executed contract may not be declared void unless the contractor refuses to terminate the subcontract upon the State's request after a finding that the subcontractor's certification was false.

I acknowledge, understand and accept these terms and conditions.

II. ASSURANCES

The assurances hereinafter made by the bidder are each a material representation of fact upon which reliance is placed should the Department enter into the contract with the bidder.

A. Conflicts of Interest

Section 50-13. Conflicts of Interest.

(a) Prohibition. It is unlawful for any person holding an elective office in this State, holding a seat in the General Assembly, or appointed to or employed in any of the offices or agencies of state government and who receives compensation for such employment in excess of 60% of the salary of the Governor of the State of Illinois, or who is an officer or employee of the Capital Development Board or the Illinois State Toll Highway Authority, or who is the spouse or minor child of any such person to have or acquire any contract, or any direct pecuniary interest in any contract therein, whether for stationery, printing, paper, or any services, materials, or supplies, that will be wholly or partially satisfied by the payment of funds appropriated by the General Assembly of the State of Illinois or in any contract of the Capital Development Board or the Illinois State Toll Highway Authority.

(b) Interests. It is unlawful for any firm, partnership, association or corporation, in which any person listed in subsection (a) is entitled to receive (i) more than 7 1/2% of the total distributable income or (ii) an amount in excess of the salary of the Governor, to have or acquire any such contract or direct pecuniary interest therein.

(c) Combined interests. It is unlawful for any firm, partnership, association, or corporation, in which any person listed in subsection (a) together with his or her spouse or minor children is entitled to receive (i) more than 15%, in the aggregate, of the total distributable income or (ii) an amount in excess of 2 times the salary of the Governor, to have or acquire any such contract or direct pecuniary interest therein.

(d) Securities. Nothing in this Section invalidates the provisions of any bond or other security previously offered or to be offered for sale or sold by or for the State of Illinois.

(e) Prior interests. This Section does not affect the validity of any contract made between the State and an officer or employee of the State or member of the General Assembly, his or her spouse, minor child or any combination of those persons if that contract was in existence before his or her election or employment as an officer, member, or employee. The contract is voidable, however, if it cannot be completed within 365 days after the officer, member, or employee takes office or is employed.

The current salary of the Governor is \$177,412.00. Sixty percent of the salary is \$106,447.20.

RETURN WITH BID

The bidder assures the Department that the award and execution of the contract would not cause a violation of Section 50-13, or that an effective exemption has been issued by the Board of Ethics to any individual subject to the Section 50-13 prohibitions pursuant to the provisions of Section 50-20 of the Code. Information concerning the exemption process is available from the Department upon request.

B. Negotiations

Section 50-15. Negotiations.

It is unlawful for any person employed in or on a continual contractual relationship with any of the offices or agencies of State government to participate in contract negotiations on behalf of that office or agency with any firm, partnership, association, or corporation with whom that person has a contract for future employment or is negotiating concerning possible future employment.

The bidder assures the Department that the award and execution of the contract would not cause a violation of Section 50-15, and that the bidder has no knowledge of any facts relevant to the kinds of acts prohibited therein.

C. Inducements

Section 50-25. Inducement.

Any person who offers or pays any money or other valuable thing to any person to induce him or her not to bid for a State contract or as recompense for not having bid on a State contract is guilty of a Class 4 felony. Any person who accepts any money or other valuable thing for not bidding for a State contract or who withholds a bid in consideration of the promise for the payment of money or other valuable thing is guilty of a Class 4 felony.

The bidder assures the Department that the award and execution of the contract would not cause a violation of Section 50-25, and that the bidder has no knowledge of any facts relevant to the kinds of acts prohibited therein.

D. Revolving Door Prohibition

Section 50-30. Revolving door prohibition.

CPOs, SPOs, procurement compliance monitors, their designees whose principal duties are directly related to State procurement, and executive officers confirmed by the Senate are expressly prohibited for a period of 2 years after terminating an affected position from engaging in any procurement activity relating to the State agency most recently employing them in an affected position for a period of at least 6 months. The prohibition includes, but is not limited to: lobbying the procurement process; specifying; bidding; proposing bid, proposal, or contract documents; on their own behalf or on behalf of any firm, partnership, association, or corporation. This Section applies only to persons who terminate an affected position on or after January 15, 1999.

The bidder assures the Department that the award and execution of the contract would not cause a violation of Section 50-30, and that the bidder has no knowledge of any facts relevant to the kinds of acts prohibited therein.

E. Reporting Anticompetitive Practices

Section 50-40. Reporting anticompetitive practices.

When, for any reason, any vendor, bidder, contractor, CPO, SPO, designee, elected official, or State employee suspects collusion or other anticompetitive practice among any bidders, offerors, contractors, proposers, or employees of the State, a notice of the relevant facts shall be transmitted to the Attorney General and the CPO.

The bidder assures the Department that it has not failed to report any relevant facts concerning the practices addressed in Section 50-40 which may involve the contract for which the bid is submitted.

F. Confidentiality

Section 50-45. Confidentiality.

Any CPO, SPO, designee, or executive officer who willfully uses or allows the use of specifications, competitive bid documents, proprietary competitive information, proposals, contracts, or selection information to compromise the fairness or integrity of the procurement, bidding, or contract process shall be subject to immediate dismissal, regardless of the Personnel code, any contract, or any collective bargaining agreement, and may in addition be subject to criminal prosecution.

The bidder assures the Department that it has no knowledge of any fact relevant to the practices addressed in Section 50-45 which may involve the contract for which the bid is submitted.

RETURN WITH BID

G. Insider Information

Section 50-50. Insider information.

It is unlawful for any current or former elected or appointed State official or State employee to knowingly use confidential information available only by virtue of that office or employment for actual or anticipated gain for themselves or another person.

The bidder assures the Department that it has no knowledge of any facts relevant to the practices addressed in Section 50-50 which may involve the contract for which the bid is submitted.

I acknowledge, understand and accept these terms and conditions for the above assurances.

III. CERTIFICATIONS

The certifications hereinafter made by the bidder are each a material representation of fact upon which reliance is placed should the Department enter into the contract with the bidder. Section 50-2 of the Code provides that every person that has entered into a multi-year contract and every subcontractor with a multi-year subcontract shall certify, by July 1 of each fiscal year covered by the contract after the initial fiscal year, to the responsible CPO whether it continues to satisfy the requirements of Article 50 pertaining to the eligibility for a contract award. If a contractor or subcontractor is not able to truthfully certify that it continues to meet all requirements, it shall provide with its certification a detailed explanation of the circumstances leading to the change in certification status. A contractor or subcontractor that makes a false statement material to any given certification required under Article 50 is, in addition to any other penalties or consequences prescribed by law, subject to liability under the Whistleblower Reward and Protection Act for submission of a false claim.

A. Bribery

Section 50-5. Bribery.

(a) Prohibition. No person or business shall be awarded a contract or subcontract under this Code who:

(1) has been convicted under the laws of Illinois or any other state of bribery or attempting to bribe an officer or employee of the State of Illinois or any other state in that officer's or employee's official capacity; or

(2) has made an admission of guilt of that conduct that is a matter of record but has not been prosecuted for that conduct.

(b) Businesses. No business shall be barred from contracting with any unit of State or local government, or subcontracting under such a contract, as a result of a conviction under this Section of any employee or agent of the business if the employee or agent is no longer employed by the business and:

(1) the business has been finally adjudicated not guilty; or

(2) the business demonstrates to the governmental entity with which it seeks to contract, or which is signatory to the contract which the subcontract relates, and that entity finds that the commission of the offense was not authorized, requested, commanded, or performed by a director, officer, or high managerial agent on behalf of the business as provided in paragraph (2) of subsection (a) of Section 5-4 of the Criminal Code of 2012.

(c) Conduct on behalf of business. For purposes of this Section, when an official, agent, or employee of a business committed the bribery or attempted bribery on behalf of the business and in accordance with the direction or authorization of a responsible official of the business, the business shall be chargeable with the conduct.

(d) Certification. Every bid submitted to and contract executed by the State, and every subcontract subject to Section 20-120 of the Code shall contain a certification by the contractor or the subcontractor, respectively, that the contractor or subcontractor is not barred from being awarded a contract or subcontract under this Section and acknowledges that the CPO may declare the related contract void if any certifications required by this Section are false. A contractor who makes a false statement, material to the certification, commits a Class 3 felony.

The contractor or subcontractor certifies that it is not barred from being awarded a contract under Section 50.5.

B. Felons

Section 50-10. Felons.

(a) Unless otherwise provided, no person or business convicted of a felony shall do business with the State of Illinois or any State agency, or enter into a subcontract, from the date of conviction until 5 years after the date of completion of the sentence for that felony, unless no person held responsible by a prosecutorial office for the facts upon which the conviction was based continues to have any involvement with the business.

(b) Certification. Every bid submitted to and contract executed by the State and every subcontract subject to Section 20-120 of the Code shall contain a certification by the bidder or contractor or subcontractor, respectively, that the bidder, contractor, or subcontractor is not barred from being awarded a contract or subcontract under this Section and acknowledges that the CPO may declare the related contract void if any of the certifications required by this Section are false.

RETURN WITH BID

C. Debt Delinquency

Section 50-11 and 50-12. Debt Delinquency.

The contractor or bidder or subcontractor, respectively, certifies that it, or any affiliate, is not barred from being awarded a contract or subcontract under the Code. Section 50-11 prohibits a person from entering into a contract with a State agency, or entering into a subcontract, if it knows or should know that it, or any affiliate, is delinquent in the payment of any debt to the State as defined by the Debt Collection Board. Section 50-12 prohibits a person from entering into a contract with a State agency, or entering into a subcontract, if it, or any affiliate, has failed to collect and remit Illinois Use Tax on all sales of tangible personal property into the State of Illinois in accordance with the provisions of the Illinois Use Tax Act. The bidder or contractor or subcontractor, respectively, further acknowledges that the CPO may declare the related contract void if this certification is false or if the bidder, contractor, or subcontractor, or any affiliate, is determined to be delinquent in the payment of any debt to the State during the term of the contract.

D. Prohibited Bidders, Contractors and Subcontractors

Section 50-10.5 and 50-60(c). Prohibited bidders, contractors and subcontractors.

The bidder or contractor or subcontractor, respectively, certifies in accordance with 30 ILCS 500/50-10.5 that no officer, director, partner or other managerial agent of the contracting business has been convicted of a felony under the Sarbanes-Oxley Act of 2002 or a Class 3 or Class 2 felony under the Illinois Securities Law of 1953 or if in violation of Subsection (c) for a period of five years from the date of conviction. Every bid submitted to and contract executed by the State and every subcontract subject to Section 20-120 of the Code shall contain a certification by the bidder, contractor, or subcontractor, respectively, that the bidder, contractor, or subcontractor is not barred from being awarded a contract or subcontract under this Section and acknowledges that the CPO shall declare the related contract void if any of the certifications completed pursuant to this Section are false.

E. Section 42 of the Environmental Protection Act

The bidder or contractor or subcontractor, respectively, certifies in accordance with 30 ILCS 500/50-14 that the bidder, contractor, or subcontractor, is not barred from being awarded a contract or entering into a subcontract under this Section which prohibits the bidding on or entering into contracts with the State of Illinois or a State agency, or entering into any subcontract, that is subject to the Code by a person or business found by a court or the Pollution Control Board to have committed a willful or knowing violation of Section 42 of the Environmental Protection Act for a period of five years from the date of the order. The bidder or contractor or subcontractor, respectively, acknowledges that the CPO may declare the contract void if this certification is false.

F. Educational Loan

Section 3 of the Educational Loan Default Act provides no State agency shall contract with an individual for goods or services if that individual is in default, as defined in Section 2 of this Act, on an educational loan. Any contract used by any State agency shall include a statement certifying that the individual is not in default on an educational loan as provided in this Section.

The bidder, if an individual as opposed to a corporation, partnership or other form of business organization, certifies that the bidder is not in default on an educational loan as provided in Section 3 of the Act.

G. Bid-Rigging/Bid Rotating

Section 33E-11 of the Criminal Code of 2012 provides:

(a) Every bid submitted to and public contract executed pursuant to such bid by the State or a unit of local government shall contain a certification by the prime contractor that the prime contractor is not barred from contracting with any unit of State or local government as a result of a violation of either Section 33E-3 or 33E-4 of this Article.

(b) A contractor who makes a false statement, material to the certification, commits a Class 3 felony.

A violation of Section 33E-3 would be represented by a conviction of the crime of bid-rigging which, in addition to Class 3 felony sentencing, provides that any person convicted of this offense or any similar offense of any state or the United States which contains the same elements as this offense shall be barred for 5 years from the date of conviction from contracting with any unit of State or local government. No corporation shall be barred from contracting with any unit of State or local government as a result of a conviction under this Section of any employee or agent of such corporation if the employee so convicted is no longer employed by the corporation and: (1) it has been finally adjudicated not guilty or (2) if it demonstrates to the governmental entity with which it seeks to contract and that entity finds that the commission of the offense was neither authorized, requested, commanded, nor performed by a director, officer or a high managerial agent in behalf of the corporation.

RETURN WITH BID

A violation of Section 33E-4 would be represented by a conviction of the crime of bid-rotating which, in addition to Class 2 felony sentencing, provides that any person convicted of this offense or any similar offense of any state or the United States which contains the same elements as this offense shall be permanently barred from contracting with any unit of State or local government. No corporation shall be barred from contracting with any unit of State or local government as a result of a conviction under this Section of any employee or agent of such corporation if the employee so convicted is no longer employed by the corporation and: (1) it has been finally adjudicated not guilty or (2) if it demonstrates to the governmental entity with which it seeks to contract and that entity finds that the commission of the offense was neither authorized, requested, commanded, nor performed by a director, officer or a high managerial agent in behalf of the corporation.

The bidder certifies that it is not barred from contracting with the Department by reason of a violation of either Section 33E-3 or Section 33E-4.

H. International Anti-Boycott

Section 5 of the International Anti-Boycott Certification Act provides every contract entered into by the State of Illinois for the manufacture, furnishing, or purchasing of supplies, material, or equipment or for the furnishing of work, labor, or services, in an amount exceeding the threshold for small purchases according to the purchasing laws of this State or \$10,000.00, whichever is less, shall contain certification, as a material condition of the contract, by which the contractor agrees that neither the contractor nor any substantially-owned affiliated company is participating or shall participate in an international boycott in violation of the provisions of the U.S. Export Administration Act of 1979 or the regulations of the U.S. Department of Commerce promulgated under that Act.

The bidder makes the certification set forth in Section 5 of the Act.

I. Drug Free Workplace

The Illinois "Drug Free Workplace Act" applies to this contract and it is necessary to comply with the provisions of the "Act" if the contractor is a corporation, partnership, or other entity (including a sole proprietorship) which has 25 or more employees.

The bidder certifies that if awarded a contract in excess of \$5,000 it will provide a drug free workplace in compliance with the provisions of the Act.

J. Disclosure of Business Operations in Iran

Section 50-36 of the Code, 30ILCS 500/50-36 provides that each bid, offer, or proposal submitted for a State contract shall include a disclosure of whether or not the Company acting as the bidder, offeror, or proposing entity, or any of its corporate parents or subsidiaries, within the 24 months before submission of the bid, offer, or proposal had business operations that involved contracts with or provision of supplies or services to the Government of Iran, companies in which the Government of Iran has any direct or indirect equity share, consortiums or projects commissioned by the Government of Iran, or companies involved in consortiums or projects commissioned by the Government of Iran and either of the following conditions apply:

- (1) More than 10% of the Company's revenues produced in or assets located in Iran involve oil-related activities or mineral-extraction activities; less than 75% of the Company's revenues produced in or assets located in Iran involve contracts with or provision of oil-related or mineral-extraction products or services to the Government of Iran or a project or consortium created exclusively by that government; and the Company has failed to take substantial action.
- (2) The Company has, on or after August 5, 1996, made an investment of \$20 million or more, or any combination of investments of at least \$10 million each that in the aggregate equals or exceeds \$20 million in any 12-month period, which directly or significantly contributes to the enhancement of Iran's ability to develop petroleum resources of Iran.

The terms "Business operations", "Company", "Mineral-extraction activities", "Oil-related activities", "Petroleum resources", and "Substantial action" are all defined in the Code.

Failure to make the disclosure required by the Code shall cause the bid, offer or proposal to be considered not responsive. The disclosure will be considered when evaluating the bid or awarding the contract. The name of each Company disclosed as doing business or having done business in Iran will be provided to the State Comptroller.

Check the appropriate statement:

Company has no business operations in Iran to disclose.

Company has business operations in Iran as disclosed the attached document.

RETURN WITH BID

K. Apprenticeship and Training Certification (Does not apply to federal aid projects)

In accordance with the provisions of Section 30-22 (6) of the Code, the bidder certifies that it is a participant, either as an individual or as part of a group program, in the approved apprenticeship and training programs applicable to each type of work or craft that the bidder will perform with its own forces. The bidder further certifies for work that will be performed by subcontract that each of its subcontractors submitted for approval either (a) is, at the time of such bid, participating in an approved, applicable apprenticeship and training program; or (b) will, prior to commencement of performance of work pursuant to this contract, begin participation in an approved apprenticeship and training program applicable to the work of the subcontract. The Department, at any time before or after award, may require the production of a copy of each applicable Certificate of Registration issued by the United States Department of Labor evidencing such participation by the contractor and any or all of its subcontractors. Applicable apprenticeship and training programs are those that have been approved and registered with the United States Department of Labor. The bidder shall list in the space below, the official name of the program sponsor holding the Certificate of Registration for all of the types of work or crafts in which the bidder is a participant and that will be performed with the bidder's forces. Types of work or craft work that will be subcontracted shall be included and listed as subcontract work. The list shall also indicate any type of work or craft job category that does not have an applicable apprenticeship or training program. **The bidder is responsible for making a complete report and shall make certain that each type of work or craft job category that will be utilized on the project as reported on the Construction Employee Workforce Projection (Form BC-1256) and returned with the bid is accounted for and listed.**

NA-FEDERAL

The requirements of this certification and disclosure are a material part of the contract, and the contractor shall require this certification provision to be included in all approved subcontracts. In order to fulfill this requirement, it shall not be necessary that an applicable program sponsor be currently taking or that it will take applications for apprenticeship, training or employment during the performance of the work of this contract.

RETURN WITH BID

L. Political Contributions and Registration with the State Board of Elections

Sections 20-160 and 50-37 of the Code regulate political contributions from business entities and any affiliated entities or affiliated persons bidding on or contracting with the state. Generally under Section 50-37, any business entity, and any affiliated entity or affiliated person of the business entity, whose current year contracts with all state agencies exceed an awarded value of \$50,000, are prohibited from making any contributions to any political committees established to promote the candidacy of the officeholder responsible for the awarding of the contracts or any other declared candidate for that office for the duration of the term of office of the incumbent officeholder or a period 2 years after the termination of the contract, whichever is longer. Any business entity and affiliated entities or affiliated persons whose state contracts in the current year do not exceed an awarded value of \$50,000, but whose aggregate pending bids and proposals on state contracts exceed \$50,000, either alone or in combination with contracts not exceeding \$50,000, are prohibited from making any political contributions to any political committee established to promote the candidacy of the officeholder responsible for awarding the pending contract during the period beginning on the date the invitation for bids or request for proposals is issued and ending on the day after the date of award or selection if the entity was not awarded or selected. Section 20-160 requires certification of registration of affected business entities in accordance with procedures found in Section 9-35 of The Election Code.

By submission of a bid, the contractor business entity acknowledges and agrees that it has read and understands Sections 20-160 and 50-37 of the Code, and that it makes the following certification:

The undersigned bidder certifies that it has registered as a business with the State Board of Elections and acknowledges a continuing duty to update the registration in accordance with the above referenced statutes. If the business entity is required to register, the CPO shall verify that it is in compliance on the date the bid or proposal is due. The CPO shall not accept a bid or proposal if the business entity is not in compliance with the registration requirements.

These requirements and compliance with the above referenced statutory sections are a material part of the contract, and any breach thereof shall be cause to void the contract under Section 50-60 of the Code. This provision does not apply to Federal-aid contracts.

M. Lobbyist Disclosure

Section 50-38 of the Code requires that any bidder or offeror on a State contract that hires a person required to register under the Lobbyist Registration Act to assist in obtaining a contract shall:

- (i) Disclose all costs, fees, compensation, reimbursements, and other remunerations paid or to be paid to the lobbyist related to the contract,
- (ii) Not bill or otherwise cause the State of Illinois to pay for any of the lobbyist's costs, fees, compensation, reimbursements, or other remuneration, and
- (iii) Sign a verification certifying that none of the lobbyist's costs, fees, compensation, reimbursements, or other remuneration were billed to the State.

This information, along with all supporting documents, shall be filed with the agency awarding the contract and with the Secretary of State. The CPO shall post this information, together with the contract award notice, in the online Procurement Bulletin.

Pursuant to Subsection (c) of this Section, no person or entity shall retain a person or entity to attempt to influence the outcome of a procurement decision made under the Code for compensation contingent in whole or in part upon the decision or procurement. Any person who violates this subsection is guilty of a business offense and shall be fined not more than \$10,000.

Bidder acknowledges that it is required to disclose the hiring of any person required to register pursuant to the Illinois Lobbyist Registration Act (25 ILCS 170) in connection with this contract.

Bidder has not hired any person required to register pursuant to the Illinois Lobbyist Registration Act in connection with this contract.

Or

Bidder has hired the following persons required to register pursuant to the Illinois Lobbyist Registration Act in connection with the contract:

Name and address of person: _____
All costs, fees, compensation, reimbursements and other remuneration paid to said person: _____

I acknowledge, understand and accept these terms and conditions for the above certifications.

RETURN WITH BID

IV. DISCLOSURES

- A. The disclosures hereinafter made by the bidder are each a material representation of fact upon which reliance is placed should the Department enter into the contract with the bidder. The bidder further certifies that the Department has received the disclosure forms for each bid.

The CPO may void the bid, or contract, respectively, if it is later determined that the bidder or subcontractor rendered a false or erroneous disclosure. A contractor or subcontractor may be suspended or debarred for violations of the Code. Furthermore, the CPO may void the contract and the surety providing the performance bond shall be responsible for completion of the contract.

B. Financial Interests and Conflicts of Interest

1. Section 50-35 of the Code provides that all bids of more than \$25,000 shall be accompanied by disclosure of the financial interests of the bidder. This disclosed information for the successful bidder, will be maintained as public information subject to release by request pursuant to the Freedom of Information Act, filed with the Procurement Policy Board, and shall be incorporated as a material term of the contract. Furthermore, pursuant to Section 5-5, the Procurement Policy Board may review a proposal, bid, or contract and issue a recommendation to void a contract or reject a proposal or bid based on any violation of the Code or the existence of a conflict of interest as provided in subsections (b) and (d) of Section 50-35.

The financial interests to be disclosed shall include ownership or distributive income share that is in excess of 5%, or an amount greater than 60% of the annual salary of the Governor, of the bidding entity or its parent entity, whichever is less, unless the contractor or bidder is a publicly traded entity subject to Federal 10K reporting, in which case it may submit its 10K disclosure in place of the prescribed disclosure. If a bidder is a privately held entity that is exempt from Federal 10K reporting, but has more than 200 shareholders, it may submit the information that Federal 10K companies are required to report, and list the names of any person or entity holding any ownership share that is in excess of 5%. The disclosure shall include the names, addresses, and dollar or proportionate share of ownership of each person making the disclosure, their instrument of ownership or beneficial relationship, and notice of any potential conflict of interest resulting from the current ownership or beneficial interest of each person making the disclosure having any of the relationships identified in Section 50-35 and on the disclosure form.
The current annual salary of the Governor is \$177,412.00.

In addition, all disclosures shall indicate any other current or pending contracts, proposals, leases, or other ongoing procurement relationships the bidding entity has with any other unit of state government and shall clearly identify the unit and the contract, proposal, lease, or other relationship.

2. Disclosure Forms. Disclosure Form A is attached for use concerning the individuals meeting the above ownership or distributive share requirements. A separate Disclosure Form A must be submitted with the bid for each individual meeting the above requirements. In addition, a second form (Disclosure Form B) provides for the disclosure of current or pending procurement relationships with other (non-IDOT) state agencies and a total ownership certification. **The forms must be included with each bid.**

C. Disclosure Form Instructions

Form A Instructions for Financial Information & Potential Conflicts of Interest

If the bidder is a publicly traded entity subject to Federal 10K reporting, the 10K Report may be submitted to meet the requirements of Form A. If a bidder is a privately held entity that is exempt from Federal 10K reporting, but has more than 200 shareholders, it may submit the information that Federal 10K companies are required to report, and list the names of any person or entity holding any ownership share that is in excess of 5%. If a bidder is not subject to Federal 10K reporting, the bidder must determine if any individuals are required by law to complete a financial disclosure form. To do this, the bidder should answer each of the following questions. A "YES" answer indicates Form A must be completed. If the answer to each of the following questions is "NO", then the NOT APPLICABLE STATEMENT on Form A must be signed and dated by a person that is authorized to execute contracts for the bidding company. Note: These questions are for assistance only and are not required to be completed.

1. Does anyone in your organization have a direct or beneficial ownership share of greater than 5% of the bidding entity or parent entity? YES ___ NO ___
2. Does anyone in your organization have a direct or beneficial ownership share of less than 5%, but which has a value greater than 60% of the annual salary of the Governor? YES ___ NO ___
3. Does anyone in your organization receive more than 60% of the annual salary of the Governor of the bidding entity's or parent entity's distributive income? YES ___ NO ___
4. Does anyone in your organization receive greater than 5% of the bidding entity's or parent entity's total distributive income, but which is less than 60% of the annual salary of the Governor? YES ___ NO ___

(Note: Only one set of forms needs to be completed per person per bid even if a specific individual would require a yes answer to more than one question.)

A "YES" answer to any of these questions requires the completion of Form A. The bidder must determine each individual in the bidding entity or the bidding entity's parent company that would cause the questions to be answered "Yes". Each form must be signed and dated by a person that is authorized to execute contracts for your organization. **Photocopied or stamped signatures are not acceptable.** The person signing can be, but does not have to be, the person for which the form is being completed. The bidder is responsible for the accuracy of any information provided.

If the answer to each of the above questions is "NO", then the NOT APPLICABLE STATEMENT of Form A must be signed and dated by a person that is authorized to execute contracts for your company.

RETURN WITH BID

Form B: Instructions for Identifying Other Contracts & Procurement Related Information

Disclosure Form B must be completed for each bid submitted by the bidding entity. *Note: Checking the NOT APPLICABLE STATEMENT on Form A does not allow the bidder to ignore Form B. Form B must be completed, checked, and dated or the bidder may be considered nonresponsive and the bid will not be accepted.*

The Bidder shall identify, by checking Yes or No on Form B, whether it has any pending contracts (including leases), bids, proposals, or other ongoing procurement relationship with any other (non-IDOT) State of Illinois agency. If "No" is checked, the bidder only needs to complete the check box on the bottom of Form B. If "Yes" is checked, the bidder must do one of the following:

Option I: If the bidder did not submit an Affidavit of Availability to obtain authorization to bid, the bidder must list all non-IDOT State of Illinois agency pending contracts, leases, bids, proposals, and other ongoing procurement relationships. These items may be listed on Form B or on an attached sheet(s). Do not include IDOT contracts. Contracts with cities, counties, villages, etc. are not considered State of Illinois agency contracts and are not to be included. Contracts with other State of Illinois agencies such as the Department of Natural Resources or the Capital Development Board must be included. Bidders who submit Affidavits of Availability are suggested to use Option II.

Option II: If the bidder is required and has submitted an Affidavit of Availability in order to obtain authorization to bid, the bidder may write or type "See Affidavit of Availability" which indicates that the Affidavit of Availability is incorporated by reference and includes all non-IDOT State of Illinois agency pending contracts, leases, bids, proposals, and other ongoing procurement relationships. For any contracts that are not covered by the Affidavit of Availability, the bidder must identify them on Form B or on an attached sheet(s). These might be such things as leases.

RETURN WITH BID

ILLINOIS DEPARTMENT OF TRANSPORTATION

Form A Financial Information & Potential Conflicts of Interest Disclosure

Contractor Name
Legal Address
City, State, Zip
Telephone Number Email Address Fax Number (if available)

Disclosure of the information contained in this Form is required by the Section 50-35 of the Code (30 ILCS 500). Vendors desiring to enter into a contract with the State of Illinois must disclose the financial information and potential conflict of interest information as specified in this Disclosure Form. This information shall become part of the publicly available contract file. This Form A must be completed for bids in excess of \$25,000, and for all open-ended contracts. A publicly traded company may submit a 10K disclosure (or equivalent if applicable) in satisfaction of the requirements set forth in Form A. See Disclosure Form Instructions.

The current annual salary of the Governor is \$177,412.00.

DISCLOSURE OF FINANCIAL INFORMATION

- 1. Disclosure of Financial Information. The individual named below has an interest in the BIDDER (or its parent) in terms of ownership or distributive income share in excess of 5%, or an interest which has a value of more than 60% of the annual salary of the Governor. (Make copies of this form as necessary and attach a separate Disclosure Form A for each individual meeting these requirements)

FOR INDIVIDUAL (type or print information)
NAME:
ADDRESS
Type of ownership/distributable income share:
stock sole proprietorship Partnership other: (explain on separate sheet):
% or \$ value of ownership/distributable income share:

- 2. Disclosure of Potential Conflicts of Interest. Check "Yes" or "No" to indicate which, if any, of the following potential conflict of interest relationships apply. If the answer to any question is "Yes", please attach additional pages and describe.

(a) State employment, currently or in the previous 3 years, including contractual employment of services. Yes ___ No ___

If your answer is yes, please answer each of the following questions.

- 1. Are you currently an officer or employee of either the Capitol Development Board or the Illinois State Toll Highway Authority? Yes ___ No ___
2. Are you currently appointed to or employed by any agency of the State of Illinois? If you are currently appointed to or employed by any agency of the State of Illinois, and your annual salary exceeds 60% of the annual salary of the Governor provide the name the State agency for which you are employed and your annual salary.

RETURN WITH BID

3. If you are currently appointed to or employed by any agency of the State of Illinois, and your annual salary exceeds 60% of the annual salary of the Governor, are you entitled to receive (i) more than 7 1/2% of the total distributable income of your firm, partnership, association or corporation, or (ii) an amount in excess of 100% of the annual salary of the Governor? Yes ___ No ___
4. If you are currently appointed to or employed by any agency of the State of Illinois, and your annual salary exceeds 60% of the annual salary of the Governor, are you and your spouse or minor children entitled to receive (i) more than 15% in aggregate of the total distributable income of your firm, partnership, association or corporation, or (ii) an amount in excess of two times the salary of the Governor? Yes ___ No ___

(b) State employment of spouse, father, mother, son, or daughter, including contractual employment for services in the previous 2 years.

Yes ___ No ___

If your answer is yes, please answer each of the following questions.

1. Is your spouse or any minor children currently an officer or employee of the Capitol Development Board or the Illinois State Toll Highway Authority? Yes ___ No ___
2. Is your spouse or any minor children currently appointed to or employed by any agency of the State of Illinois? If your spouse or minor children is/are currently appointed to or employed by any agency of the State of Illinois, and his/her annual salary exceeds 60% of the annual salary of the Governor, provide the name of the spouse and/or minor children, the name of the State agency for which he/she is employed and his/her annual salary. _____
-
3. If your spouse or any minor children is/are currently appointed to or employed by any agency of the State of Illinois, and his/her annual salary exceeds 60% of the annual salary of the Governor, are you entitled to receive (i) more than 7 1/2% of the total distributable income of your firm, partnership, association or corporation, or (ii) an amount in excess 100% of the annual salary of the Governor? Yes ___ No ___
4. If your spouse or any minor children are currently appointed to or employed by any agency of the State of Illinois, and his/her annual salary exceeds 60% of the annual salary of the Governor, are you and your spouse or any minor children entitled to receive (i) more than 15% in the aggregate of the total distributable income from your firm, partnership, association or corporation, or (ii) an amount in excess of two times the salary of the Governor? Yes ___ No ___

(c) Elective status; the holding of elective office of the State of Illinois, the government of the United States, any unit of local government authorized by the Constitution of the State of Illinois or the statutes of the State of Illinois currently or in the previous 3 years. Yes ___ No ___

(d) Relationship to anyone holding elective office currently or in the previous 2 years; spouse, father, mother, son, or daughter. Yes ___ No ___

(e) Appointive office; the holding of any appointive government office of the State of Illinois, the United State of America, or any unit of local government authorized by the Constitution of the State of Illinois or the statutes of the State of Illinois, which office entitles the holder to compensation in excess of the expenses incurred in the discharge of that office currently or in the previous 3 years. Yes ___ No ___

(f) Relationship to anyone holding appointive office currently or in the previous 2 years; spouse, father, mother, son, or daughter. Yes ___ No ___

(g) Employment, currently or in the previous 3 years, as or by any registered lobbyist of the State government. Yes ___ No ___

RETURN WITH BID

(h) Relationship to anyone who is or was a registered lobbyist in the previous 2 years; spouse, father, mother, son, or daughter. Yes ___ No ___

(i) Compensated employment, currently or in the previous 3 years, by any registered election or reelection committee registered with the Secretary of State or any county clerk of the State of Illinois, or any political action committee registered with either the Secretary of State or the Federal Board of Elections. Yes ___ No ___

(j) Relationship to anyone; spouse, father, mother, son, or daughter; who was a compensated employee in the last 2 years by any registered election or re-election committee registered with the Secretary of State or any county clerk of the State of Illinois, or any political action committee registered with either the Secretary of State or the Federal Board of Elections. Yes ___ No ___

3. Communication Disclosure.

Disclose the name and address of each lobbyist and other agent of the bidder or offeror who is not identified in Section 2 of this form, who is has communicated, is communicating, or may communicate with any State officer or employee concerning the bid or offer. This disclosure is a continuing obligation and must be promptly supplemented for accuracy throughout the process and throughout the term of the contract. If no person is identified, enter "None" on the line below:

Name and address of person(s): _____

RETURN WITH BID

4. Debarment Disclosure. For each of the persons identified under Sections 2 and 3 of this form, disclose whether any of the following has occurred within the previous 10 years: debarment from contracting with any governmental entity; professional licensure discipline; bankruptcies; adverse civil judgments and administrative findings; and criminal felony convictions. This disclosure is a continuing obligation and must be promptly supplemented for accuracy throughout the procurement process and term of the contract. If no person is identified, enter "None" on the line below:

Name of person(s): _____

Nature of disclosure: _____

APPLICABLE STATEMENT

This Disclosure Form A is submitted on behalf of the INDIVIDUAL named on previous page. Under penalty of perjury, I certify the contents of this disclosure to be true and accurate to the best of my knowledge.

Completed by: _____
Signature of Individual or Authorized Representative Date

NOT APPLICABLE STATEMENT

Under penalty of perjury, I have determined that no individuals associated with this organization meet the criteria that would require the completion of this Form A.

This Disclosure Form A is submitted on behalf of the CONTRACTOR listed on the previous page.

Signature of Authorized Representative Date

The bidder has a continuing obligation to supplement these disclosures under Sec. 50-35 of the Code.

RETURN WITH BID

ILLINOIS DEPARTMENT OF TRANSPORTATION

Form B Other Contracts & Financial Related Information Disclosure

Contractor Name, Legal Address, City, State, Zip, Telephone Number, Email Address, Fax Number (if available)

Disclosure of the information contained in this Form is required by the Section 50-35 of the Code (30 ILCS 500). This information shall become part of the publicly available contract file. This Form B must be completed for bids in excess of \$25,000, and for all open-ended contracts.

DISCLOSURE OF OTHER CONTRACTS AND PROCUREMENT RELATED INFORMATION

1. Identifying Other Contracts & Procurement Related Information. The BIDDER shall identify whether it has any pending contracts (including leases), bids, proposals, or other ongoing procurement relationship with any other State of Illinois agency: Yes ___ No ___

If "No" is checked, the bidder only needs to complete the signature box on the bottom of this page.

2. If "Yes" is checked. Identify each such relationship by showing State of Illinois agency name and other descriptive information such as bid or project number (attach additional pages as necessary). SEE DISCLOSURE FORM INSTRUCTIONS:

THE FOLLOWING STATEMENT MUST BE CHECKED

Signature of Authorized Representative, Date

OWNERSHIP CERTIFICATION

Please certify that the following statement is true if the individuals for all submitted Form A disclosures do not total 100% of ownership.

Any remaining ownership interest is held by individuals receiving less than \$106,447.20 of the bidding entity's or parent entity's distributive income or holding less than a 5% ownership interest.

Yes No N/A (Form A disclosure(s) established 100% ownership)

RETURN WITH BID

SPECIAL NOTICE TO CONTRACTORS

The following requirements of the Illinois Department of Human Rights' Rules and Regulations are applicable to bidders on all construction contracts advertised by the Illinois Department of Transportation:

CONSTRUCTION EMPLOYEE UTILIZATION PROJECTION

- (a) All bidders on construction contracts shall complete and submit, along with and as part of their bids, a Bidder's Employee Utilization Form (Form BC-1256) setting forth a projection and breakdown of the total workforce intended to be hired and/or allocated to such contract work by the bidder including a projection of minority and female employee utilization in all job classifications on the contract project.
- (b) The Department of Transportation shall review the Employee Utilization Form, and workforce projections contained therein, of the contract awardee to determine if such projections reflect an underutilization of minority persons and/or women in any job classification in accordance with the Equal Employment Opportunity Clause and Section 7.2 of the Illinois Department of Human Rights' Rules and Regulations for Public Contracts adopted as amended on September 17, 1980. If it is determined that the contract awardee's projections reflect an underutilization of minority persons and/or women in any job classification, it shall be advised in writing of the manner in which it is underutilizing and such awardee shall be considered to be in breach of the contract unless, prior to commencement of work on the contract project, it submits revised satisfactory projections or an acceptable written affirmative action plan to correct such underutilization including a specific timetable geared to the completion stages of the contract.
- (c) The Department of Transportation shall provide to the Department of Human Rights a copy of the contract awardee's Employee Utilization Form, a copy of any required written affirmative action plan, and any written correspondence related thereto. The Department of Human Rights may review and revise any action taken by the Department of Transportation with respect to these requirements.



Illinois Department of Transportation

RETURN WITH BID

Contract No. 63672
WILL County
Section 05-00086-14-FP
Project RS-M-9003(112)
Route FAU 1638 (Exchange Street)
District 1 Construction Funds

PART I. IDENTIFICATION

Dept. Human Rights # _____ Duration of Project: _____

Name of Bidder: _____

PART II. WORKFORCE PROJECTION

A. The undersigned bidder has analyzed minority group and female populations, unemployment rates and availability of workers for the location in which this contract work is to be performed, and for the locations from which the bidder recruits employees, and hereby submits the following workforce projection including a projection for minority and female employee utilization in all job categories in the workforce to be allocated to this contract:

TABLE A

TABLE B

TOTAL Workforce Projection for Contract											
JOB CATEGORIES	TOTAL EMPLOYEES		MINORITY EMPLOYEES				TRAINEES				
	M	F	BLACK	HISPANIC	*OTHER MINOR.	APPREN-TICES	ON THE JOB TRAINEES	M	F	M	F
OFFICIALS (MANAGERS)											
SUPERVISORS											
FOREMEN											
CLERICAL											
EQUIPMENT OPERATORS											
MECHANICS											
TRUCK DRIVERS											
IRONWORKERS											
CARPENTERS											
CEMENT MASONS											
ELECTRICIANS											
PIPEFITTERS, PLUMBERS											
PAINTERS											
LABORERS, SEMI-SKILLED											
LABORERS, UNSKILLED											
TOTAL											

CURRENT EMPLOYEES TO BE ASSIGNED TO CONTRACT			
TOTAL EMPLOYEES		MINORITY EMPLOYEES	
M	F	M	F

TABLE C

TOTAL Training Projection for Contract								
EMPLOYEES IN TRAINING	TOTAL EMPLOYEES		BLACK		HISPANIC		*OTHER MINOR.	
	M	F	M	F	M	F	M	F
APPRENTICES								
ON THE JOB TRAINEES								

FOR DEPARTMENT USE ONLY

*Other minorities are defined as Asians (A) or Native Americans (N). Please specify race of each employee shown in Other Minorities column.

Note: See instructions on page 2

RETURN WITH BID

**Contract No. 63672
WILL County
Section 05-00086-14-FP
Project RS-M-9003(112)
Route FAU 1638 (Exchange Street)
District 1 Construction Funds**

PART II. WORKFORCE PROJECTION - continued

- B. Included in "Total Employees" under Table A is the total number of **new hires** that would be employed in the event the undersigned bidder is awarded this contract.

The undersigned bidder projects that: (number) _____ new hires would be recruited from the area in which the contract project is located; and/or (number) _____ new hires would be recruited from the area in which the bidder's principal office or base of operation is located.

- C. Included in "Total Employees" under Table A is a projection of numbers of persons to be employed directly by the undersigned bidder as well as a projection of numbers of persons to be employed by subcontractors.

The undersigned bidder estimates that (number) _____ persons will be directly employed by the prime contractor and that (number) _____ persons will be employed by subcontractors.

PART III. AFFIRMATIVE ACTION PLAN

- A. The undersigned bidder understands and agrees that in the event the foregoing minority and female employee utilization projection included under **PART II** is determined to be an underutilization of minority persons or women in any job category, and in the event that the undersigned bidder is awarded this contract, he/she will, prior to commencement of work, develop and submit a written Affirmative Action Plan including a specific timetable (geared to the completion stages of the contract) whereby deficiencies in minority and/or female employee utilization are corrected. Such Affirmative Action Plan will be subject to approval by the contracting agency and the **Department of Human Rights**.
- B. The undersigned bidder understands and agrees that the minority and female employee utilization projection submitted herein, and the goals and timetable included under an Affirmative Action Plan if required, are deemed to be part of the contract specifications.

Company _____ Telephone Number _____

Address _____

NOTICE REGARDING SIGNATURE

The Bidder's signature on the Proposal Signature Sheet will constitute the signing of this form. The following signature block needs to be completed only if revisions are required.

Signature: _____ Title: _____ Date: _____

- Instructions: All tables must include subcontractor personnel in addition to prime contractor personnel.
- Table A - Include both the number of employees that would be hired to perform the contract work and the total number currently employed (Table B) that will be allocated to contract work, and include all apprentices and on-the-job trainees. The "Total Employees" column should include all employees including all minorities, apprentices and on-the-job trainees to be employed on the contract work.
- Table B - Include all employees currently employed that will be allocated to the contract work including any apprentices and on-the-job trainees currently employed.
- Table C - Indicate the racial breakdown of the total apprentices and on-the-job trainees shown in Table A.

RETURN WITH BID

ADDITIONAL FEDERAL REQUIREMENTS

In addition to the Required Contract Provisions for Federal-Aid Construction Contracts (FHWA 1273), all bidders make the following certifications.

- A. By the execution of this proposal, the signing bidder certifies that the bidding entity has not, either directly or indirectly, entered into any agreement, participated in any collusion, or otherwise taken any action, in restraint of free competitive bidding in connection with the submitted bid. This statement made by the undersigned bidder is true and correct under penalty of perjury under the laws of the United States.
- B. CERTIFICATION, EQUAL EMPLOYMENT OPPORTUNITY:
1. Have you participated in any previous contracts or subcontracts subject to the equal opportunity clause. YES _____ NO _____
 2. If answer to #1 is yes, have you filed with the Joint Reporting Committee, the Director of OFCC, any Federal agency, or the former President's Committee on Equal Employment Opportunity, all reports due under the applicable filing requirements of those organizations? YES _____ NO _____

RETURN WITH BID

**Contract No. 63672
WILL County
Section 05-00086-14-FP
Project RS-M-9003(112)
Route FAU 1638 (Exchange Street)
District 1 Construction Funds**

PROPOSAL SIGNATURE SHEET

The undersigned bidder hereby makes and submits this bid on the subject Proposal, thereby assuring the Department that all requirements of the Invitation for Bids and rules of the Department have been met, that there is no misunderstanding of the requirements of paragraph 3 of this Proposal, and that the contract will be executed in accordance with the rules of the Department if an award is made on this bid.

(IF AN INDIVIDUAL)

Firm Name _____
Signature of Owner _____
Business Address _____

(IF A CO-PARTNERSHIP)

Firm Name _____
By _____
Business Address _____
Name and Address of All Members of the Firm:

(IF A CORPORATION)

Corporate Name _____
By _____
Signature of Authorized Representative _____
Typed or printed name and title of Authorized Representative _____
Attest _____
Signature _____
(IF A JOINT VENTURE, USE THIS SECTION FOR THE MANAGING PARTY AND THE SECOND PARTY SHOULD SIGN BELOW)
Business Address _____

(IF A JOINT VENTURE)

Corporate Name _____
By _____
Signature of Authorized Representative _____
Typed or printed name and title of Authorized Representative _____
Attest _____
Signature _____
Business Address _____

If more than two parties are in the joint venture, please attach an additional signature sheet.



Return with Bid

Division of Highways
Proposal Bid Bond
(Effective November 1, 1992)

Item No. _____

Letting Date _____

KNOW ALL MEN BY THESE PRESENTS, That We _____

as PRINCIPAL, and _____

_____ as SURETY, are held jointly, severally and firmly bound unto the STATE OF ILLINOIS in the penal sum of 5 percent of the total bid price, or for the amount specified in the bid proposal under "Proposal Guaranty" in effect on the date of the Invitation for Bids, whichever is the lesser sum, well and truly to be paid unto said STATE OF ILLINOIS, for the payment of which we bind ourselves, our heirs, executors, administrators, successors and assigns.

THE CONDITION OF THE FOREGOING OBLIGATION IS SUCH, that whereas, the PRINCIPAL has submitted a bid proposal to the STATE OF ILLINOIS, acting through the Department of Transportation, for the improvement designated by the Transportation Bulletin Item Number and Letting Date indicated above.

NOW, THEREFORE, if the Department shall accept the bid proposal of the PRINCIPAL; and if the PRINCIPAL shall, within the time and as specified in the bidding and contract documents, submit a DBE Utilization Plan that is accepted and approved by the Department; and if, after award by the Department, the PRINCIPAL shall enter into a contract in accordance with the terms of the bidding and contract documents including evidence of the required insurance coverages and providing such bond as specified with good and sufficient surety for the faithful performance of such contract and for the prompt payment of labor and material furnished in the prosecution thereof; or if, in the event of the failure of the PRINCIPAL to make the required DBE submission or to enter into such contract and to give the specified bond, the PRINCIPAL pays to the Department the difference not to exceed the penalty hereof between the amount specified in the bid proposal and such larger amount for which the Department may contract with another party to perform the work covered by said bid proposal, then this obligation shall be null and void, otherwise, it shall remain in full force and effect.

IN THE EVENT the Department determines the PRINCIPAL has failed to comply with any requirement as set forth in the preceding paragraph, then Surety shall pay the penal sum to the Department within fifteen (15) days of written demand therefor. If Surety does not make full payment within such period of time, the Department may bring an action to collect the amount owed. Surety is liable to the Department for all its expenses, including attorney's fees, incurred in any litigation in which it prevails either in whole or in part.

In TESTIMONY WHEREOF, the said PRINCIPAL and the said SURETY have caused this instrument to be signed by

their respective officers this _____ day of _____ A.D., _____.

PRINCIPAL

SURETY

(Company Name)

(Company Name)

By _____
(Signature & Title)

By: _____
(Signature of Attorney-in-Fact)

Notary Certification for Principal and Surety

STATE OF ILLINOIS,
County of _____

I, _____, a Notary Public in and for said County, do hereby certify that

_____ and _____
(Insert names of individuals signing on behalf of PRINCIPAL & SURETY)

who are each personally known to me to be the same persons whose names are subscribed to the foregoing instrument on behalf of PRINCIPAL and SURETY, appeared before me this day in person and acknowledged respectively, that they signed and delivered said instrument as their free and voluntary act for the uses and purposes therein set forth.

Given under my hand and notarial seal this _____ day of _____ A.D. _____

My commission expires _____

Notary Public

In lieu of completing the above section of the Proposal Bid Form, the Principal may file an Electronic Bid Bond. By signing the proposal and marking the check box next to the Signature and Title line below, the Principal is ensuring the identified electronic bid bond has been executed and the Principal and Surety are firmly bound unto the State of Illinois under the conditions of the bid bond as shown above.

Electronic Bid Bond ID#

Company / Bidder Name



Signature and Title

(1) Policy

It is public policy that disadvantageded businesses as defined in 49 CFR Part 26 and the Special Provision shall have the maximum opportunity to participate in the performance of contracts financed in whole or in part with Federal or State funds. Consequently the requirements of 49 CFR Part 26 apply to this contract.

(2) Obligation

The contractor agrees to ensure that disadvantageded businesses as defined in 49 CFR Part 26 and the Special Provision have the maximum opportunity to participate in the performance of contracts or subcontracts financed in whole or in part with Federal or State funds. The contractor shall take all necessary and reasonable steps in accordance with 49 CFR Part 26 and the Special Provision to ensure that said businesses have the maximum opportunity to compete for and perform under this contract. The contractor shall not discriminate on the basis of race, color, national origin or sex in the award and performance of contracts.

(3) Project and Bid Identification

Complete the following information concerning the project and bid:

Route _____	Total Bid _____
Section _____	Contract DBE Goal _____ (Percent) _____ (Dollar Amount)
Project _____	
County _____	
Letting Date _____	
Contract No. _____	
Letting Item No. _____	

(4) Assurance

I, acting in my capacity as an officer of the undersigned bidder (or bidders if a joint venture), hereby assure the Department that on this project my company : (check one)

- Meets or exceeds contract award goals and has provided documented participation as follows:
Disadvantaged Business Participation _____ percent

Attached are the signed participation statements, forms SBE 2025, required by the Special Provision evidencing availability and use of each business participating in this plan and assuring that each business will perform a commercially useful function in the work of the contract.

- Failed to meet contract award goals and has included good faith effort documentation to meet the goals and that my company has provided participation as follows:

Disadvantaged Business Participation _____ percent

The contract goals should be accordingly modified or waived. Attached is all information required by the Special Provision in support of this request including good faith effort. Also attached are the signed participation statements, forms SBE 2025, required by the Special Provision evidencing availability and use of each business participating in this plan and assuring that each business will perform a commercially useful function in the work of the contract.

Company

By _____

Title _____

Date _____

The "as read" Low Bidder is required to comply with the Special Provision.

Submit only one utilization plan for each project. The utilization plan shall be submitted in accordance with the special provision.

Bureau of Small Business Enterprises **Local Let Projects**
2300 South Dirksen Parkway Submit forms to the
Springfield, Illinois 62764 Local Agency

The Department of Transportation is requesting disclosure of information that is necessary to accomplish the purpose as outlined under State and Federal law. Disclosure of this information is **REQUIRED**. Failure to provide any information will result in the contract not being awarded. This form has been approved by the State Forms Manager Center.



Subcontractor Registration _____

Letting _____

Participation Statement

Item No. _____

(1) Instructions

Contract _____

This form must be completed for each disadvantaged business participating in the Utilization Plan. This form shall be submitted in accordance with the special provision and will be attached to the Utilization Plan form.. If additional space is needed complete an additional form for the firm.

(2) Work

Pay Item No.	Description	Quantity	Unit Price	Total
Total				

(3) Partial Payment Items

For any of the above items which are partial pay items, specifically describe the work and subcontract dollar amount:

(4) Commitment

The undersigned certify that the information included herein is true and correct, and that the DBE firm listed below has agreed to perform a commercially useful function in the work of the contract item(s) listed above and to execute a contract with the prime contractor. The undersigned further understand that no changes to this statement may be made without prior approval from the Department's Bureau of Small Business Enterprises and that complete and accurate information regarding actual work performed on this project and the payment therefore must be provided to the Department.

Signature for Prime Contractor

Title _____

Date _____

Contact _____

Phone _____

Firm Name _____

Address _____

City/State/Zip _____

Signature for DBE Firm

Title _____

Date _____

Contact Person _____

Phone _____

Firm Name _____

Address _____

City/State/Zip _____

E _____

WC _____

The Department of Transportation is requesting disclosure of information that is necessary to accomplish the statutory purpose as outlined under the state and federal law. Disclosure of this information is **REQUIRED**. Failure to provide any information will result in the contract not being awarded. This form has been approved by the State Forms Management Center.

PROPOSAL ENVELOPE



PROPOSALS

for construction work advertised for bids by the
Illinois Department of Transportation

Item No.	Item No.	Item No.

Submitted By:

Name:
Address:
Phone No.

Bidders should use an IDOT proposal envelope or affix this form to the front of a 10" x 13" envelope for the submittal of bids. If proposals are mailed, they should be enclosed in a second or outer envelope addressed to:

Engineer of Design and Environment - Room 326
Illinois Department of Transportation
2300 South Dirksen Parkway
Springfield, Illinois 62764

NOTICE

Individual bids, including Bid Bond and/or supplemental information if required, should be securely stapled.

CONTRACTOR OFFICE COPY OF CONTRACT SPECIFICATIONS

NOTICE

None of the following material needs to be returned with the bid package unless the special provisions require documentation and/or other information to be submitted.

**Contract No. 63672
WILL County
Section 05-00086-14-FP
Project RS-M-9003(112)
Route FAU 1638 (Exchange Street)
District 1 Construction Funds**



Illinois Department of Transportation

SUBCONTRACTOR DOCUMENTATION

Public Acts 96-0795, 96-0920, and 97-0895 enacted substantial changes to the provisions of the Code (30 ILCS 500). Among the changes are provisions affecting subcontractors. The Contractor awarded this contract will be required as a material condition of the contract to implement and enforce the contract requirements applicable to subcontractors that entered into a contractual agreement with a total value of \$50,000 or more with a person or entity who has a contract subject to the Code and approved in accordance with article 108.01 of the Standard Specifications for Road and Bridge Construction.

If the Contractor seeks approval of subcontractors to perform a portion of the work, and approval is granted by the Department, the Contractor shall provide a copy of the subcontract to the Illinois Department of Transportation's CPO upon request within 15 calendar days after execution of the subcontract.

Financial disclosures required pursuant to Sec. 50-35 of the Code must be submitted for all applicable subcontractors. The subcontract shall contain the certifications required to be made by subcontractors pursuant to Article 50 of the Code. This Notice to Bidders includes a document incorporating all required subcontractor certifications and disclosures for use by the Contractor in compliance with this mandate. The document is entitled State Required Ethical Standards Governing Subcontractors.

RETURN WITH SUBCONTRACT

STATE ETHICAL STANDARDS GOVERNING SUBCONTRACTORS

Article 50 of the Code establishes the duty of all State CPOs, SPOs, and their designees to maximize the value of the expenditure of public moneys in procuring goods, services, and contracts for the State of Illinois and to act in a manner that maintains the integrity and public trust of State government. In discharging this duty, they are charged by law to use all available information, reasonable efforts, and reasonable actions to protect, safeguard, and maintain the procurement process of the State of Illinois.

The certifications hereinafter made by the subcontractor are each a material representation of fact upon which reliance is placed should the Department approve the subcontractor. The CPO may terminate or void the contract approval if it is later determined that the bidder or subcontractor rendered a false or erroneous certification. If a false certification is made by a subcontractor the contractor's submitted bid and the executed contract may not be declared void unless the contractor refuses to terminate the subcontract upon the State's request after a finding that the subcontractor's certification was false.

Section 50-2 of the Code provides that every person that has entered into a multi-year contract and every subcontractor with a multi-year subcontract shall certify, by July 1 of each fiscal year covered by the contract after the initial fiscal year, to the responsible CPO whether it continues to satisfy the requirements of Article 50 pertaining to the eligibility for a contract award. If a contractor or subcontractor is not able to truthfully certify that it continues to meet all requirements, it shall provide with its certification a detailed explanation of the circumstances leading to the change in certification status. A contractor or subcontractor that makes a false statement material to any given certification required under Article 50 is, in addition to any other penalties or consequences prescribed by law, subject to liability under the Whistleblower Reward and Protection Act for submission of a false claim.

A. Bribery

Section 50-5. Bribery.

(a) Prohibition. No person or business shall be awarded a contract or subcontract under this Code who:

(1) has been convicted under the laws of Illinois or any other state of bribery or attempting to bribe an officer or employee of the State of Illinois or any other state in that officer's or employee's official capacity; or

(2) has made an admission of guilt of that conduct that is a matter of record but has not been prosecuted for that conduct.

(b) Businesses. No business shall be barred from contracting with any unit of State or local government, or subcontracting under such a contract, as a result of a conviction under this Section of any employee or agent of the business if the employee or agent is no longer employed by the business and:

(1) the business has been finally adjudicated not guilty; or

(2) the business demonstrates to the governmental entity with which it seeks to contract, or which is signatory to the contract to which the subcontract relates, and that entity finds that the commission of the offense was not authorized, requested, commanded, or performed by a director, officer, or high managerial agent on behalf of the business as provided in paragraph (2) of subsection (a) of Section 5-4 of the Criminal Code of 2012.

(c) Conduct on behalf of business. For purposes of this Section, when an official, agent, or employee of a business committed the bribery or attempted bribery on behalf of the business and in accordance with the direction or authorization of a responsible official of the business, the business shall be chargeable with the conduct.

(d) Certification. Every bid submitted to and contract executed by the State, and every subcontract subject to Section 20-120 of the Code shall contain a certification by the contractor or the subcontractor, respectively, that the contractor or subcontractor is not barred from being awarded a contract or subcontract under this Section and acknowledges that the CPO may declare the related contract void if any certifications required by this Section are false. A contractor who makes a false statement, material to the certification, commits a Class 3 felony.

The contractor or subcontractor certifies that it is not barred from being awarded a contract under Section 50.5.

B. Felons

Section 50-10. Felons.

(a) Unless otherwise provided, no person or business convicted of a felony shall do business with the State of Illinois or any State agency, or enter into a subcontract, from the date of conviction until 5 years after the date of completion of the sentence for that felony, unless no person held responsible by a prosecutorial office for the facts upon which the conviction was based continues to have any involvement with the business.

(b) Certification. Every bid submitted to and contract executed by the State and every subcontract subject to Section 20-120 of the Code shall contain a certification by the bidder or contractor or subcontractor, respectively, that the bidder, contractor, or subcontractor is not barred from being awarded a contract or subcontract under this Section and acknowledges that the CPO may declare the related contract void if any of the certifications required by this Section are false.

RETURN WITH SUBCONTRACT

C. Debt Delinquency

Section 50-11 and 50-12. Debt Delinquency.

The contractor or bidder or subcontractor, respectively, certifies that it, or any affiliate, is not barred from being awarded a contract or subcontract under the Code. Section 50-11 prohibits a person from entering into a contract with a State agency, or entering into a subcontract, if it knows or should know that it, or any affiliate, is delinquent in the payment of any debt to the State as defined by the Debt Collection Board. Section 50-12 prohibits a person from entering into a contract with a State agency, or entering into a subcontract, if it, or any affiliate, has failed to collect and remit Illinois Use Tax on all sales of tangible personal property into the State of Illinois in accordance with the provisions of the Illinois Use Tax Act. The bidder or contractor or subcontractor, respectively, further acknowledges that the CPO may declare the related contract void if this certification is false or if the bidder, contractor, or subcontractor, or any affiliate, is determined to be delinquent in the payment of any debt to the State during the term of the contract.

D. Prohibited Bidders, Contractors and Subcontractors

Section 50-10.5 and 50-60(c). Prohibited bidders, contractors and subcontractors.

The bidder or contractor or subcontractor, respectively, certifies in accordance with 30 ILCS 500/50-10.5 that no officer, director, partner or other managerial agent of the contracting business has been convicted of a felony under the Sarbanes-Oxley Act of 2002 or a Class 3 or Class 2 felony under the Illinois Securities Law of 1953 or if in violation of Subsection (c) for a period of five years from the date of conviction. Every bid submitted to and contract executed by the State and every subcontract subject to Section 20-120 of the Code shall contain a certification by the bidder, contractor, or subcontractor, respectively, that the bidder, contractor, or subcontractor is not barred from being awarded a contract or subcontract under this Section and acknowledges that the CPO shall declare the related contract void if any of the certifications completed pursuant to this Section are false.

E. Section 42 of the Environmental Protection Act

The bidder or contractor or subcontractor, respectively, certifies in accordance with 30 ILCS 500/50-14 that the bidder, contractor, or subcontractor, is not barred from being awarded a contract or entering into a subcontract under this Section which prohibits the bidding on or entering into contracts with the State of Illinois or a State agency, or entering into any subcontract, that is subject to the Code by a person or business found by a court or the Pollution Control Board to have committed a willful or knowing violation of Section 42 of the Environmental Protection Act for a period of five years from the date of the order. The bidder or contractor or subcontractor, respectively, acknowledges that the CPO may declare the contract void if this certification is false.

The undersigned, on behalf of the subcontracting company, has read and understands the above certifications and makes the certifications as required by law.

_____ Name of Subcontracting Company		
_____ Authorized Officer	_____ Date	

RETURN WITH SUBCONTRACT
SUBCONTRACTOR DISCLOSURES

I. DISCLOSURES

- A.** The disclosures hereinafter made by the subcontractor are each a material representation of fact upon which reliance is placed. The subcontractor further certifies that the Department has received the disclosure forms for each subcontract.

The CPO may void the bid, contract, or subcontract, respectively, if it is later determined that the bidder or subcontractor rendered a false or erroneous disclosure. A contractor or subcontractor may be suspended or debarred for violations of the Code. Furthermore, the CPO may void the contract.

B. Financial Interests and Conflicts of Interest

1. Section 50-35 of the Code provides that all subcontracts with a total value of \$50,000 or more, from subcontractors identified in Section 20-120 of the Code, shall be accompanied by disclosure of the financial interests of the subcontractor. This disclosed information for the subcontractor, will be maintained as public information subject to release by request pursuant to the Freedom of Information Act, filed with the Procurement Policy Board, and shall be incorporated as a material term of the Prime Contractor's contract. Furthermore, pursuant to this Section, the Procurement Policy Board may recommend to allow or void a contract or subcontract based on a potential conflict of interest.

The financial interests to be disclosed shall include ownership or distributive income share that is in excess of 5%, or an amount greater than 60% of the annual salary of the Governor, of the subcontracting entity or its parent entity, whichever is less, unless the subcontractor is a publicly traded entity subject to Federal 10K reporting, in which case it may submit its 10K disclosure in place of the prescribed disclosure. If a subcontractor is a privately held entity that is exempt from Federal 10K reporting, but has more than 200 shareholders, it may submit the information that Federal 10K companies are required to report, and list the names of any person or entity holding any ownership share that is in excess of 5%. The disclosure shall include the names, addresses, and dollar or proportionate share of ownership of each person making the disclosure, their instrument of ownership or beneficial relationship, and notice of any potential conflict of interest resulting from the current ownership or beneficial interest of each person making the disclosure having any of the relationships identified in Section 50-35 and on the disclosure form.

The current annual salary of the Governor is \$177,412.00.

In addition, all disclosures shall indicate any other current or pending contracts, subcontracts, proposals, leases, or other ongoing procurement relationships the subcontracting entity has with any other unit of state government and shall clearly identify the unit and the contract, subcontract, proposal, lease, or other relationship.

2. Disclosure Forms. Disclosure Form A is attached for use concerning the individuals meeting the above ownership or distributive share requirements. A separate Disclosure Form A must be submitted with the bid for each individual meeting the above requirements. In addition, a second form (Disclosure Form B) provides for the disclosure of current or pending procurement relationships with other (non-IDOT) state agencies and a total ownership certification. **The forms must be included with each bid.**

C. Disclosure Form Instructions

Form A Instructions for Financial Information & Potential Conflicts of Interest

If the subcontractor is a publicly traded entity subject to Federal 10K reporting, the 10K Report may be submitted to meet the requirements of Form A. If a subcontractor is a privately held entity that is exempt from Federal 10K reporting, but has more than 200 shareholders, it may submit the information that Federal 10K companies are required to report, and list the names of any person or entity holding any ownership share that is in excess of 5%. If a subcontractor is not subject to Federal 10K reporting, the subcontractor must determine if any individuals are required by law to complete a financial disclosure form. To do this, the subcontractor should answer each of the following questions. A "YES" answer indicates Form A must be completed. If the answer to each of the following questions is "NO", then the **NOT APPLICABLE STATEMENT** on the second page of Form A must be signed and dated by a person that is authorized to execute contracts for the subcontracting company. Note: These questions are for assistance only and are not required to be completed.

1. Does anyone in your organization have a direct or beneficial ownership share of greater than 5% of the bidding entity or parent entity? YES ___ NO ___
2. Does anyone in your organization have a direct or beneficial ownership share of less than 5%, but which has a value greater than 60% of the annual salary of the Governor? YES ___ NO ___
3. Does anyone in your organization receive more than 60% of the annual salary of the Governor of the subcontracting entity's or parent entity's distributive income? YES ___ NO ___

(Note: Distributive income is, for these purposes, any type of distribution of profits. An annual salary is not distributive income.)

4. Does anyone in your organization receive greater than 5% of the subcontracting entity's or parent entity's total distributive income, but which is less than 60% of the annual salary of the Governor? YES ___ NO ___

(Note: Only one set of forms needs to be completed per person per subcontract even if a specific individual would require a yes answer to more than one question.)

A "YES" answer to any of these questions requires the completion of Form A. The subcontractor must determine each individual in the subcontracting entity or the subcontracting entity's parent company that would cause the questions to be answered "Yes". Each form must be signed and dated by a person that is authorized to execute contracts for your organization. **Photocopied or stamped signatures are not acceptable.** The person signing can be, but does not have to be, the person for which the form is being completed. The subcontractor is responsible for the accuracy of any information provided.

If the answer to each of the above questions is "NO", then the **NOT APPLICABLE STATEMENT** on page 2 of Form A must be signed and dated by a person that is authorized to execute contracts for your company.

RETURN WITH SUBCONTRACT

Form B: Instructions for Identifying Other Contracts & Procurement Related Information

Disclosure Form B must be completed for each subcontract submitted by the subcontracting entity. *Note: Checking the NOT APPLICABLE STATEMENT on Form A does not allow the subcontractor to ignore Form B. Form B must be completed, checked, and dated or the subcontract will not be approved.*

The Subcontractor shall identify, by checking Yes or No on Form B, whether it has any pending contracts, subcontracts, leases, bids, proposals, or other ongoing procurement relationship with any other (non-IDOT) State of Illinois agency. If "No" is checked, the subcontractor only needs to complete the check box on the bottom of Form B. If "Yes" is checked, the subcontractor must list all non-IDOT State of Illinois agency pending contracts, subcontracts, leases, bids, proposals, and other ongoing procurement relationships. These items may be listed on Form B or on an attached sheet(s). Contracts with cities, counties, villages, etc. are not considered State of Illinois agency contracts and are not to be included. Contracts or subcontracts with other State of Illinois agencies such as the Department of Natural Resources or the Capital Development Board must be included.

ILLINOIS DEPARTMENT OF TRANSPORTATION

Form A Subcontractor: Financial Information & Potential Conflicts of Interest Disclosure

Subcontractor Name, Legal Address, City, State, Zip, Telephone Number, Email Address, Fax Number (if available)

Disclosure of the information contained in this Form is required by the Section 50-35 of the Code (30 ILCS 500). Subcontractors desiring to enter into a subcontract of a State of Illinois contract must disclose the financial information and potential conflict of interest information as specified in this Disclosure Form.

The current annual salary of the Governor is \$177,412.00.

DISCLOSURE OF FINANCIAL INFORMATION

1. Disclosure of Financial Information. The individual named below has an interest in the SUBCONTRACTOR (or its parent) in terms of ownership or distributive income share in excess of 5%, or an interest which has a value of more than 60% of the annual salary of the Governor.

FOR INDIVIDUAL (type or print information) NAME: ADDRESS Type of ownership/distributable income share: stock sole proprietorship Partnership other: (explain on separate sheet): % or \$ value of ownership/distributable income share:

2. Disclosure of Potential Conflicts of Interest. Check "Yes" or "No" to indicate which, if any, of the following potential conflict of interest relationships apply. If the answer to any question is "Yes", please attach additional pages and describe.

(a) State employment, currently or in the previous 3 years, including contractual employment of services. Yes ___ No ___

If your answer is yes, please answer each of the following questions.

1. Are you currently an officer or employee of either the Capitol Development Board or the Illinois State Toll Highway Authority? Yes ___ No ___

2. Are you currently appointed to or employed by any agency of the State of Illinois? If you are currently appointed to or employed by any agency of the State of Illinois, and your annual salary exceeds 60% of the annual salary of the Governor, provide the name the State agency for which you are employed and your annual salary.

RETURN WITH SUBCONTRACT

3. If you are currently appointed to or employed by any agency of the State of Illinois, and your annual salary exceeds 60% of the annual salary of the Governor, are you entitled to receive (i) more than 7 1/2% of the total distributable income of your firm, partnership, association or corporation, or (ii) an amount in excess of 100% of the annual salary of the Governor?
Yes ___ No ___

4. If you are currently appointed to or employed by any agency of the State of Illinois, and your annual salary exceeds 60% of the annual salary of the Governor, are you and your spouse or minor children entitled to receive (i) more than 15 % in the aggregate of the total distributable income of your firm, partnership, association or corporation, or (ii) an amount in excess of two times the salary of the Governor?
Yes ___ No ___

(b) State employment of spouse, father, mother, son, or daughter, including contractual employment services in the previous 2 years.

Yes ___ No ___

If your answer is yes, please answer each of the following questions.

1. Is your spouse or any minor children currently an officer or employee of the Capitol Development Board or the Illinois State Toll Highway Authority?
Yes ___ No ___

2. Is your spouse or any minor children currently appointed to or employed by any agency of the State of Illinois? If your spouse or minor children is/are currently appointed to or employed by any agency of the State of Illinois, and his/her annual salary exceeds 60% of the annual salary of the Governor, provide the name of your spouse and/or minor children, the name of the State agency for which he/she is employed and his/her annual salary. _____

3. If your spouse or any minor children is/are currently appointed to or employed by any agency of the State of Illinois, and his/her annual salary exceeds 60% of the annual salary of the Governor, are you entitled to receive (i) more than 7 1/2% of the total distributable income of your firm, partnership, association or corporation, or (ii) an amount in excess of 100% of the annual salary of the Governor?
Yes ___ No ___

4. If your spouse or any minor children are currently appointed to or employed by any agency of the State of Illinois, and his/her annual salary exceeds 60% of the annual salary of the Governor, are you and your spouse or minor children entitled to receive (i) more than 15 % in the aggregate of the total distributable income of your firm, partnership, association or corporation, or (ii) an amount in excess of two times the salary of the Governor?
Yes ___ No ___

(c) Elective status; the holding of elective office of the State of Illinois, the government of the United States, any unit of local government authorized by the Constitution of the State of Illinois or the statutes of the State of Illinois currently or in the previous 3 years.
Yes ___ No ___

(d) Relationship to anyone holding elective office currently or in the previous 2 years; spouse, father, mother, son, or daughter.
Yes ___ No ___

(e) Appointive office; the holding of any appointive government office of the State of Illinois, the United States of America, or any unit of local government authorized by the Constitution of the State of Illinois or the statutes of the State of Illinois, which office entitles the holder to compensation in excess of the expenses incurred in the discharge of that office currently or in the previous 3 years.
Yes ___ No ___

(f) Relationship to anyone holding appointive office currently or in the previous 2 years; spouse, father, mother, son, or daughter.
Yes ___ No ___

(g) Employment, currently or in the previous 3 years, as or by any registered lobbyist of the State government.
Yes ___ No ___

RETURN WITH SUBCONTRACT

(h) Relationship to anyone who is or was a registered lobbyist in the previous 2 years; spouse, father, mother, son, or daughter. Yes ___ No ___

(i) Compensated employment, currently or in the previous 3 years, by any registered election or reelection committee registered with the Secretary of State or any county clerk of the State of Illinois, or any political action committee registered with either the Secretary of State or the Federal Board of Elections. Yes ___ No ___

(j) Relationship to anyone; spouse, father, mother, son, or daughter; who was a compensated employee in the last 2 years by any registered election or re-election committee registered with the Secretary of State or any county clerk of the State of Illinois, or any political action committee registered with either the Secretary of State or the Federal Board of Elections. Yes ___ No ___

3 Communication Disclosure.

Disclose the name and address of each lobbyist and other agent of the bidder or offeror who is not identified in Section 2 of this form, who is has communicated, is communicating, or may communicate with any State officer or employee concerning the bid or offer. This disclosure is a continuing obligation and must be promptly supplemented for accuracy throughout the process and throughout the term of the contract. If no person is identified, enter "None" on the line below:

Name and address of person(s): _____

RETURN WITH SUBCONTRACT

4. Debarment Disclosure. For each of the persons identified under Sections 2 and 3 of this form, disclose whether any of the following has occurred within the previous 10 years: debarment from contracting with any governmental entity; professional licensure discipline; bankruptcies; adverse civil judgments and administrative findings; and criminal felony convictions. This disclosure is a continuing obligation and must be promptly supplemented for accuracy throughout the procurement process and term of the contract. If no person is identified, enter "None" on the line below:

Name of person(s): _____

Nature of disclosure: _____

APPLICABLE STATEMENT

This Disclosure Form A is submitted on behalf of the INDIVIDUAL named on previous page. Under penalty of perjury, I certify the contents of this disclosure to be true and accurate to the best of my knowledge.

Completed by: _____ Date _____
Signature of Individual or Authorized Officer

NOT APPLICABLE STATEMENT

Under penalty of perjury, I have determined that no individuals associated with this organization meet the criteria that would require the completion of this Form A.

This Disclosure Form A is submitted on behalf of the SUBCONTRACTOR listed on the previous page.

_____ Date _____
Signature of Authorized Officer

RETURN WITH SUBCONTRACT

ILLINOIS DEPARTMENT OF TRANSPORTATION

Form B
Subcontractor: Other Contracts & Financial Related Information Disclosure

Form with fields: Subcontractor Name, Legal Address, City, State, Zip, Telephone Number, Email Address, Fax Number (if available)

Disclosure of the information contained in this Form is required by the Section 50-35 of the Code (30 ILCS 500). This information shall become part of the publicly available contract file. This Form B must be completed for subcontracts with a total value of \$50,000 or more, from subcontractors identified in Section 20-120 of the Code, and for all open-ended contracts.

DISCLOSURE OF OTHER CONTRACTS, SUBCONTRACTS, AND PROCUREMENT RELATED INFORMATION

1. Identifying Other Contracts & Procurement Related Information. The SUBCONTRACTOR shall identify whether it has any pending contracts, subcontracts, including leases, bids, proposals, or other ongoing procurement relationship with any other State of Illinois agency: Yes ___ No ___

If "No" is checked, the subcontractor only needs to complete the signature box on the bottom of this page.

2. If "Yes" is checked. Identify each such relationship by showing State of Illinois agency name and other descriptive information such as bid or project number (attach additional pages as necessary). SEE DISCLOSURE FORM INSTRUCTIONS:

THE FOLLOWING STATEMENT MUST BE CHECKED

Signature box with fields for Signature of Authorized Officer and Date

OWNERSHIP CERTIFICATION

Please certify that the following statement is true if the individuals for all submitted Form A disclosures do not total 100% of ownership

Any remaining ownership interest is held by individuals receiving less than \$106,447.20 of the bidding entity's or parent entity's distributive income or holding less than a 5% ownership interest.

Yes No N/A (Form A disclosure(s) established 100% ownership)



- 1. TIME AND PLACE OF OPENING BIDS.** Sealed proposals for the improvement described herein will be received by the Department of Transportation. Electronic bids are to be submitted to the electronic bidding system (ics-Integrated Contractors Exchange). Paper-based bids are to be submitted to the Chief Procurement Officer for the Department of Transportation in care of the Chief Contracts Official at the Harry R. Hanley Building, 2300 South Dirksen Parkway, in Springfield, Illinois until 10:00 o'clock a.m. November 8, 2013. All bids will be gathered, sorted, publicly opened and read in the auditorium at the Department of Transportation's Harry R. Hanley Building shortly after the 10:00 a.m. cut off time.
- 2. DESCRIPTION OF WORK.** The proposed improvement is identified and advertised for bids in the Invitation for Bids as:

**Contract No. 63672
WILL County
Section 05-00086-14-FP
Project RS-M-9003(112)
Route FAU 1638 (Exchange Street)
District 1 Construction Funds**

Work consists of constructing Exchange Street on a new alignment from just west of Crete Road to South Country Lane to include storm sewer installation, box culvert installation, pavement removal, HMA pavement, combination curb and gutter, earth excavation, HMA removal and water main replacement.

- 3. INSTRUCTIONS TO BIDDERS.** (a) This Notice, the invitation for bids, proposal and letter of award shall, together with all other documents in accordance with Article 101.09 of the Standard Specifications for Road and Bridge Construction, become part of the contract. Bidders are cautioned to read and examine carefully all documents, to make all required inspections, and to inquire or seek explanation of the same prior to submission of a bid.

(b) State law, and, if the work is to be paid wholly or in part with Federal-aid funds, Federal law requires the bidder to make various certifications as a part of the proposal and contract. By execution and submission of the proposal, the bidder makes the certification contained therein. A false or fraudulent certification shall, in addition to all other remedies provided by law, be a breach of contract and may result in termination of the contract.
- 4. AWARD CRITERIA AND REJECTION OF BIDS.** This contract will be awarded to the lowest responsive and responsible bidder considering conformity with the terms and conditions established by the Department in the rules, Invitation for Bids and contract documents. The issuance of plans and proposal forms for bidding based upon a prequalification rating shall not be the sole determinant of responsibility. The Department reserves the right to determine responsibility at the time of award, to reject any or all proposals, to readvertise the proposed improvement, and to waive technicalities.

By Order of the
Illinois Department of Transportation

Ann L. Schneider,
Secretary

INDEX
FOR
SUPPLEMENTAL SPECIFICATIONS
AND RECURRING SPECIAL PROVISIONS

Adopted January 1, 2013

This index contains a listing of SUPPLEMENTAL SPECIFICATIONS, frequently used RECURRING SPECIAL PROVISIONS, and LOCAL ROADS AND STREETS RECURRING SPECIAL PROVISIONS.

ERRATA Standard Specifications for Road and Bridge Construction (Adopted 1-1-12) (Revised 1-1-13)

SUPPLEMENTAL SPECIFICATIONS

<u>Std. Spec. Sec.</u>	<u>Page No.</u>
105 Control of Work	1
107 Legal Regulations and Responsibility to Public	2
202 Earth and Rock Excavation	4
211 Topsoil and Compost	5
407 Hot-Mix Asphalt Pavement (Full-Depth)	6
420 Portland Cement Concrete Pavement	10
424 Portland Cement Concrete Sidewalk	12
503 Concrete Structures	13
504 Precast Concrete Structures	14
540 Box Culverts	15
603 Adjusting Frames and Grates of Drainage and Utility Structures	16
610 Shoulder Inlets with Curb	18
642 Shoulder Rumble Strips	19
643 Impact Attenuators	20
701 Work Zone Traffic Control and Protection	22
706 Impact Attenuators, Temporary	24
780 Pavement Striping	26
860 Master Controller	27
1006 Metals	28
1042 Precast Concrete Products	29
1073 Controller	30
1083 Elastomeric Bearings	31
1101 General Equipment	32
1106 Work Zone Traffic Control Devices	34

RECURRING SPECIAL PROVISIONS

The following RECURRING SPECIAL PROVISIONS indicated by an "X" are applicable to this contract and are included by reference:

<u>CHECK SHEET #</u>	<u>PAGE NO.</u>
1 X Additional State Requirements for Federal-Aid Construction Contracts (Eff. 2-1-69) (Rev. 1-1-10)	35
2 X Subletting of Contracts (Federal-Aid Contracts) (Eff. 1-1-88) (Rev. 5-1-93)	38
3 X EEO (Eff. 7-21-78) (Rev. 11-18-80)	39
4 Specific Equal Employment Opportunity Responsibilities Non Federal-Aid Contracts (Eff. 3-20-69) (Rev. 1-1-94)	49
5 Required Provisions - State Contracts (Eff. 4-1-65) (Rev. 1-1-13)	54
6 Asbestos Bearing Pad Removal (Eff. 11-1-03)	59
7 Asbestos Waterproofing Membrane and Asbestos Hot-Mix Asphalt Surface Removal (Eff. 6-1-89) (Rev. 1-1-09)	60
8 X Haul Road Stream Crossings, Other Temporary Stream Crossings, and In-Stream Work Pads (Eff. 1-2-92) (Rev. 1-1-98)	61
9 Construction Layout Stakes Except for Bridges (Eff. 1-1-99) (Rev. 1-1-07)	62
10 X Construction Layout Stakes (Eff. 5-1-93) (Rev. 1-1-07)	65
11 Use of Geotextile Fabric for Railroad Crossing (Eff. 1-1-95) (Rev. 1-1-07)	68
12 Subsealing of Concrete Pavements (Eff. 11-1-84) (Rev. 1-1-07)	70
13 Hot-Mix Asphalt Surface Correction (Eff. 11-1-87) (Rev. 1-1-09)	74
14 Pavement and Shoulder Resurfacing (Eff. 2-1-00) (Rev. 1-1-09)	76
15 PCC Partial Depth Hot-Mix Asphalt Patching (Eff. 1-1-98) (Rev. 1-1-07)	77
16 Patching with Hot-Mix Asphalt Overlay Removal (Eff. 10-1-95) (Rev. 1-1-07)	79
17 Polymer Concrete (Eff. 8-1-95) (Rev. 1-1-08)	80
18 PVC Pipeliner (Eff. 4-1-04) (Rev. 1-1-07)	82
19 X Pipe Underdrains (Eff. 9-9-87) (Rev. 1-1-07)	83
20 Guardrail and Barrier Wall Delineation (Eff. 12-15-93) (Rev. 1-1-12)	84
21 Bicycle Racks (Eff. 4-1-94) (Rev. 1-1-12)	88
22 Temporary Modular Glare Screen System (Eff. 1-1-00) (Rev. 1-1-07)	90
23 Temporary Portable Bridge Traffic Signals (Eff. 8-1-03) (Rev. 1-1-07)	92
24 Work Zone Public Information Signs (Eff. 9-1-02) (Rev. 1-1-07)	94
25 Night Time Inspection of Roadway Lighting (Eff. 5-1-96)	95
26 English Substitution of Metric Bolts (Eff. 7-1-96)	96
27 English Substitution of Metric Reinforcement Bars (Eff. 4-1-96) (Rev. 1-1-03)	97
28 Calcium Chloride Accelerator for Portland Cement Concrete (Eff. 1-1-01) (Rev. 1-1-13)	98
29 Portland Cement Concrete Inlay or Overlay for Pavements (Eff. 11-1-08) (Rev. 1-1-13)	99
30 Quality Control of Concrete Mixtures at the Plant (Eff. 8-1-00) (Rev. 1-1-11)	102
31 Quality Control/Quality Assurance of Concrete Mixtures (Eff. 4-1-92) (Rev. 1-1-11)	110
32 Digital Terrain Modeling for Earthwork Calculations (Eff. 4-1-07)	122

LOCAL ROADS AND STREETS RECURRING SPECIAL PROVISIONS

The following LOCAL ROADS AND STREETS RECURRING SPECIAL PROVISIONS indicated by an "X" are applicable to this contract and are included by reference:

Table of Contents

<u>CHECK SHEET #</u>		<u>PAGE NO.</u>
LRS 1	Reserved	125
LRS 2	<input type="checkbox"/> Furnished Excavation	126
LRS 3	<input type="checkbox"/> Work Zone Traffic Control Surveillance	127
LRS 4	<input checked="" type="checkbox"/> Flaggers in Work Zones	128
LRS 5	<input type="checkbox"/> Contract Claims	129
LRS 6	<input type="checkbox"/> Bidding Requirements and Conditions for Contract Proposals	130
LRS 7	<input type="checkbox"/> Bidding Requirements and Conditions for Material Proposals	136
LRS 8	Reserved	142
LRS 9	<input type="checkbox"/> Bituminous Surface Treatments	143
LRS 10	Reserved	144
LRS 11	<input type="checkbox"/> Employment Practices	145
LRS 12	<input type="checkbox"/> Wages of Employees on Public Works (Eff. 1-1-99) (Rev. 1-1-13).....	147
LRS 13	<input type="checkbox"/> Selection of Labor	149
LRS 14	<input type="checkbox"/> Paving Brick and Concrete Paver Pavements and Sidewalks	150
LRS 15	<input type="checkbox"/> Partial Payments	153
LRS 16	<input type="checkbox"/> Protests on Local Lettings	154
LRS 17	<input type="checkbox"/> Substance Abuse Prevention Program.....	155
LRS 18	<input type="checkbox"/> Multigrade Cold Mix Asphalt	156

TABLE OF CONTENTS

LOCATION OF WORK	1
DESCRIPTION OF WORK	1
MAINTENANCE OF ROADWAYS	2
PROSECUTION OF THE WORK	2
LANE CLOSURES – NOTIFICATIONS	2
TRAFFIC CONTROL PLAN	3
SEQUENCE OF CONSTRUCTION	3
TRAFFIC CONTROL AND PROTECTION (SPECIAL)	5
DETOUR SIGNING	6
CHANGEABLE MESSAGE SIGN	6
J.U.L.I.E. SYSTEM	6
STATUS OF UTILITIES TO BE ADJUSTED	7
CLEAN CONSTRUCTION OR DEMOLITION DEBRIS	8
COORDINATION WITH BP PIPE LINES OF NORTH AMERICA	8
TEMPORARY EASEMENT AREAS	12
EARTH EXCAVATION	13
GRADING	13
REMOVAL OF EXISTING PIPE CULVERTS	13
AGGREGATE FOR TEMPORARY ACCESS	14
CONCRETE GUTTER, TYPE A (SPECIAL)	14
PIPE CULVERTS, CLASS D, TYPE 1	15
STORM SEWER (WATER MAIN REQUIREMENTS)	15
AGGREGATE SUBGRADE IMPROVEMENT (D-1)	16
WORK ZONE PAVEMENT MARKING REMOVAL	18
RAISED REFLECTIVE PAVEMENT MARKER	18
CONCRETE REFERENCE MARKERS	19
DETENTION BERMS	19
DRIVEWAY PAVEMENT REMOVAL	20
REMOVAL OF EXISTING STRUCTURES	20
FINE AGGREGATE FOR HOT-MIX ASPHALT (HMA) (D-1)	21
GROUND TIRE RUBBER (GTR) MODIFIED ASPHALT BINDER (D-1)	21

HMA MIXTURE DESIGN REQUIREMENTS (D-1).....	22
HOT MIX ASPHALT MIXTURE IL-4.75 (DIST 1)	25
RECLAIMED ASPHALT PAVEMENT (RAP) (D-1).....	27
DRAINAGE CONTROL STRUCTURE	38
WATERTIGHT DRAINAGE STRUCTURES.....	38
HOT-MIX SURFACE REMOVAL, VARIABLE DEPTH	40
DUCTILE IRON WATER MAIN 12"	41
WATER SERVICE LINE 1"	41
FIRE HYDRANTS	41
FIRE HYDRANTS TO BE REMOVED	42
WATER VALVES TO BE ADJUSTED	42
WATER MAIN REMOVAL	42
DUST CONTROL WATERING	43
MULCHING.....	43
COARSE AGGREGATE FOR BACKFILL, TRENCH BACKFILL AND BEDDING (D-1)	43
DRAINAGE AND INLET PROTECTION UNDER TRAFFIC (DISTRICT 1).....	45
BITUMINOUS PRIME COAT FOR HOT-MIX ASPHALT PAVEMENT (FULL DEPTH) (D-1) ..	46
ADJUSTMENTS AND RECONSTRUCTIONS	46
EMBANKMENT II	48
SECTION CORNER MARKERS – PRESERVATION OF PUBLIC LAND SURVEY MONUMENTS	49
IDOT TRAINING PROGRAM GRADUATE ON-THE-JOB TRAINING SPECIAL PROVISION (TPG)	50
SWPPP	53
U.S. ARMY CORPS OF ENGINEERS PERMIT	67
IDNR-OWR PERMIT	76

INDEX LOCAL ROADS AND STREETS SPECIAL PROVISIONS

<u>LR #</u>	<u>Pg #</u>	<u>Special Provision Title</u>	<u>Effective</u>	<u>Revised</u>
LR SD12		<input type="checkbox"/> Slab Movement Detection Device	Nov. 11, 1984	Jan. 1, 2007
LR SD13		<input type="checkbox"/> Required Cold Milled Surface Texture	Nov. 1, 1987	Jan. 1, 2007
LR SD406		<input type="checkbox"/> Safety Edge	April 1, 2011	
LR 105	79	<input checked="" type="checkbox"/> Cooperation with Utilities	Jan. 1, 1999	Jan. 1, 2007
LR 107-2		<input type="checkbox"/> Railroad Protective Liability Insurance for Local Lettings	Mar. 1, 2005	Jan. 1, 2006
LR 107-4	82	<input checked="" type="checkbox"/> Insurance	Feb. 1, 2007	Aug. 1, 2007
LR 107-7		<input type="checkbox"/> Wages of Employees on Public Works	Jan. 1, 1999	Jan. 2, 2013
LR 108		<input type="checkbox"/> Combination Bids	Jan. 1, 1994	Mar. 1, 2005
LR 109		<input type="checkbox"/> Equipment Rental Rates	Jan. 1, 2012	
LR 212		<input type="checkbox"/> Shaping Roadway	Aug. 1, 1969	Jan. 1, 2002
LR 355-1		<input type="checkbox"/> Bituminous Stabilized Base Course, Road Mix or Traveling Plant Mix	Oct. 1, 1973	Jan. 1, 2007
LR 355-2		<input type="checkbox"/> Bituminous Stabilized Base Course, Plant Mix	Feb. 20, 1963	Jan. 1, 2007
LR 400-1		<input type="checkbox"/> Bituminous Treated Earth Surface	Jan. 1, 2007	Apr. 1, 2012
LR 400-2		<input type="checkbox"/> Bituminous Surface Plant Mix (Class B)	Jan. 1, 2008	
LR 400-3		<input type="checkbox"/> Hot In-Place Recycling (HIR) – Surface Recycling	Jan. 1, 2012	
LR 400-4		<input type="checkbox"/> Full-Depth Reclamation (FDR) with Emulsified Asphalt	Apr. 1, 2012	Jun. 1, 2012
LR 400-5		<input type="checkbox"/> Cold In-Place Recycling (CIR) With Emulsified Asphalt	Apr. 1, 2012	Jun. 1, 2012
LR 400-6		<input type="checkbox"/> Cold In Place Recycling (CIR) with Foamed Asphalt	June 1, 2012	
LR 400-7		<input type="checkbox"/> Full-Depth Reclamation (FDR) with Foamed Asphalt	June 1, 2012	
LR 402		<input type="checkbox"/> Salt Stabilized Surface Course	Feb. 20, 1963	Jan. 1, 2007
LR 403-1		<input type="checkbox"/> Surface Profile Milling of Existing, Recycled or Reclaimed Flexible Pavement	Apr. 1, 2012	Jun. 1, 2012
LR 403-2		<input type="checkbox"/> Bituminous Hot Mix Sand Seal Coat	Aug. 1, 1969	Jan. 1, 2007
LR 406		<input type="checkbox"/> Filling HMA Core Holes with Non-shrink Grout	Jan. 1, 2008	
LR 420		<input type="checkbox"/> PCC Pavement (Special)	May 12, 1964	Jan. 2, 2007
LR 442		<input type="checkbox"/> Bituminous Patching Mixtures for Maintenance Use	Jan. 1, 2004	Jun. 1, 2007
LR 451		<input type="checkbox"/> Crack Filling Bituminous Pavement with Fiber-Asphalt	Oct. 1, 1991	Jan. 1, 2007
LR 503-1		<input type="checkbox"/> Furnishing Class SI Concrete	Oct. 1, 1973	Jan. 1, 2002
LR 503-2		<input type="checkbox"/> Furnishing Class SI Concrete (Short Load)	Jan. 1, 1989	Jan. 1, 2002
LR 542		<input type="checkbox"/> Pipe Culverts, Type _____ (Furnished)	Sep. 1, 1964	Jan. 1, 2007
LR 663		<input type="checkbox"/> Calcium Chloride Applied	Jun. 1, 1958	Jan. 1, 2007
LR 702		<input type="checkbox"/> Construction and Maintenance Signs	Jan. 1, 2004	Jun. 1, 2007
LR 1000-1		<input type="checkbox"/> Cold In-Place Recycling (CIR) and Full Depth Reclamation (FDR) with Emulsified Asphalt Mix Design Procedures	Apr. 1, 2012	Jun. 1, 2012
LR 1000-2		<input type="checkbox"/> Cold In-Place Recycling (CIR) and Full Depth Reclamation (FDR) with Foamed Asphalt Mix Design Procedures	June 1, 2012	
LR 1004		<input type="checkbox"/> Coarse Aggregate for Bituminous Surface Treatment	Jan. 1, 2002	Jan. 1, 2007
LR 1030		<input type="checkbox"/> Growth Curve	Mar. 1, 2008	Jan. 1, 2010
LR 1032-1		<input type="checkbox"/> Emulsified Asphalts	Jan. 1, 2007	Feb. 7, 2008
LR 1102		<input type="checkbox"/> Road Mix or Traveling Plan Mix Equipment	Jan. 1, 2007	

BDE SPECIAL PROVISIONS
For the November 8, 2013 Letting

The following special provisions indicated by an "x" are applicable to this contract. An * indicates a new or revised special provision for the letting.

<u>File Name</u>	<u>Pg.</u>		<u>Special Provision Title</u>	<u>Effective</u>	<u>Revised</u>
80240			Above Grade Inlet Protection	July 1, 2009	Jan. 1, 2012
80099			Accessible Pedestrian Signals (APS)	April 1, 2003	Jan. 1, 2007
80274			Aggregate Subgrade Improvement	April 1, 2012	Jan. 1, 2013
80309			Anchor Bolts	Jan. 1, 2013	
80192			Automated Flagger Assistance Device	Jan. 1, 2008	
80173	83	X	Bituminous Materials Cost Adjustments	Nov. 2, 2006	Aug. 1, 2013
80241			Bridge Demolition Debris	July 1, 2009	
80276			Bridge Relief Joint Sealer	Jan. 1, 2012	Aug. 1, 2012
50261			Building Removal-Case I (Non-Friable and Friable Asbestos)	Sept. 1, 1990	April 1, 2010
50481			Building Removal-Case II (Non-Friable Asbestos)	Sept. 1, 1990	April 1, 2010
50491			Building Removal-Case III (Friable Asbestos)	Sept. 1, 1990	April 1, 2010
50531			Building Removal-Case IV (No Asbestos)	Sept. 1, 1990	April 1, 2010
80292			Coarse Aggregate in Bridge Approach Slabs/Footings	April 1, 2012	April 1, 2013
80310			Coated Galvanized Steel Conduit	Jan. 1, 2013	
80198			Completion Date (via calendar days)	April 1, 2008	
80199			Completion Date (via calendar days) Plus Working Days	April 1, 2008	
80293			Concrete Box Culverts with Skews > 30 Degrees and Design Fills ≤ 5 Feet	April 1, 2012	
80294	86	X	Concrete Box Culverts with Skews ≤ 30 Degrees Regardless of Design Fill and Skews > 30 Degrees with Design Fills > 5 Feet	April 1, 2012	
80311	87	X	Concrete End Sections for Pipe Culverts	Jan. 1, 2013	
80277			Concrete Mix Design – Department Provided	Jan. 1, 2012	
80261	89	X	Construction Air Quality – Diesel Retrofit	June 1, 2010	
80029	92	X	Disadvantaged Business Enterprise Participation	Sept. 1, 2000	Aug. 2, 2011
80312			Drain Pipe, Tile, Drainage Mat, and Wall Drain	Jan. 1, 2013	
80313			Fabric Bearing Pads	Jan. 1, 2013	
80265			Friction Aggregate	Jan. 1, 2011	
80229			Fuel Cost Adjustment	April 1, 2009	July 1, 2009
80303	102	X	Granular Materials	Nov. 1, 2012	
80304			Grooving for Recessed Pavement Markings	Nov. 1, 2012	Jan. 1, 2013
80169			High Tension Cable Median Barrier	Jan. 1, 2007	Jan. 1, 2013
80246	103	X	Hot-Mix Asphalt – Density Testing of Longitudinal Joints	Jan. 1, 2010	April 1, 2012
* 80322			Hot-Mix Asphalt – Mixture Design Composition and Volumetric Requirements	Nov 1, 2013	
* 80323			Hot-Mix Asphalt – Mixture Design Verification and Production	Nov 1, 2013	
* 80315			Insertion Lining of Culverts	Jan. 1, 2013	Nov 1, 2013
80320	105	X	Liquidated Damages	April 1, 2013	
* 80324	106	X	LRFD Pipe Culvert Burial Tables	Nov 1, 2013	
* 80325	125	X	LRFD Storm Sewer Burial Tables	Nov 1, 2013	
80045			Material Transfer Device	June 15, 1999	Jan. 1, 2009
80297			Modified Urethane Pavement Marking	April 1, 2012	
80165			Moisture Cured Urethane Paint System	Nov. 1, 2006	Jan. 1, 2010
80253			Movable Traffic Barrier	Jan. 1, 2010	Jan. 1, 2013
80231			Pavement Marking Removal	April 1, 2009	
80298			Pavement Marking Tape Type IV	April 1, 2012	
80254			Pavement Patching	Jan. 1, 2010	
80321	135	X	Pavement Removal	April 1, 2013	
80022	136	X	Payments to Subcontractors	June 1, 2000	Jan. 1, 2006

<u>File Name</u>	<u>Pg.</u>		<u>Special Provision Title</u>	<u>Effective</u>	<u>Revised</u>
80316	138	X	Placing and Consolidating Concrete	Jan. 1, 2013	
80278			Planting Woody Plants	Jan. 1, 2012	Aug. 1, 2012
80305			Polyurea Pavement Markings	Nov. 1, 2012	Jan. 1, 2013
* 80279	141	X	Portland Cement Concrete	Jan. 1, 2012	Nov. 1, 2013
* 80326	184	X	Portland Cement Concrete Equipment	Nov. 1, 2013	
80300			Preformed Plastic Pavement Marking Type D - Inlaid	April 1, 2012	
80218			Preventive Maintenance – Bituminous Surface Treatment	Jan. 1, 2009	April 1, 2012
80219			Preventive Maintenance – Cape Seal	Jan. 1, 2009	April 1, 2012
80220			Preventive Maintenance – Micro-Surfacing	Jan. 1, 2009	April 1, 2012
80221			Preventive Maintenance – Slurry Seal	Jan. 1, 2009	April 1, 2012
* 80328	185	X	Progress Payments	Nov. 2, 2013	
* 80281	186	X	Quality Control/Quality Assurance of Concrete Mixtures	Jan. 1, 2012	Nov. 1, 2013
34261			Railroad Protective Liability Insurance	Dec. 1, 1986	Jan. 1, 2006
80157			Railroad Protective Liability Insurance (5 and 10)	Jan. 1, 2006	
* 80306			Reclaimed Asphalt Pavement (RAP) and Reclaimed Asphalt Shingles (RAS)	Nov. 1, 2012	Nov. 1, 2013
* 80327	202	X	Reinforcement bars	Nov. 1, 2013	
80283	204	X	Removal and Disposal of Regulated Substances	Jan. 1, 2012	Nov. 2, 2012
80319	208	X	Removal and Disposal of Surplus Materials	Nov. 2, 2012	
80224			Restoring Bridge Approach Pavements Using High-Density Foam	Jan. 1, 2009	Jan. 1, 2012
80307			Seeding	Nov. 1, 2012	
80127			Steel Cost Adjustment	April 2, 2004	April 1, 2009
80255			Stone Matrix Asphalt	Jan. 1, 2010	Aug. 1, 2013
80143	209	X	Subcontractor Mobilization Payments	April 2, 2005	April 1, 2011
80317			Surface Testing of Hot-Mix Asphalt Overlays (NOTE: This special provision was previously named "Surface Testing of Pavements".)	Jan. 1, 2013	
80308	210	X	Synthetic Fibers in Concrete Gutter, Curb, Median and Paved Ditch	Nov. 1, 2012	
80286	211	X	Temporary Erosion and Sediment Control	Jan. 1, 2012	
80225			Temporary Raised Pavement Marker	Jan. 1, 2009	
80256			Temporary Water Filled Barrier	Jan. 1, 2010	Jan. 1, 2013
80301			Tracking the Use of Pesticides	Aug. 1, 2012	
80273	212	X	Traffic Control Deficiency Deduction	Aug. 1, 2011	
20338	213	X	Training Special Provisions	Oct. 15, 1975	
80318	216	X	Traversable Pipe Grate	Jan. 1, 2013	April 1, 2013
80270			Utility Coordination and Conflicts	April 1, 2011	Jan. 1, 2012
* 80288	217	X	Warm Mix Asphalt	Jan. 1, 2012	Nov. 1, 2013
80302	221	X	Weekly DBE Trucking Reports	June 2, 2012	
80289			Wet Reflective Thermoplastic Pavement Marking	Jan. 1, 2012	
80071	222	X	Working Days	Jan. 1, 2002	

The following special provisions have been deleted from use:

80271 Safety Edge

The following special provisions are either in the 2013 Standard Specifications, the 2013 Recurring Special Provisions, or the special provisions Portland Cement Concrete, QC/QA of Concrete Mixtures, or Placing and Consolidating Concrete:

<u>File Name</u>	<u>Special Provision Title</u>	<u>New Location</u>	<u>Effective</u>	<u>Revised</u>
80275	Agreement to Plan Quantity	Article 202.07	Jan. 1, 2012	
80291	Calcium Chloride Accelerator for Class PP-2 Concrete	Recurring CS #28	April 1, 2012	
80237	Construction Air Quality – Diesel Vehicle Emissions Control	Articles 105.03 and 107.41	April 1, 2009	Jan. 2, 2012

<u>File Name</u>	<u>Special Provision Title</u>	<u>New Location</u>	<u>Effective</u>	<u>Revised</u>
80239	Construction Air Quality – Idling Restrictions	Articles 105.03 and 107.41	April 1, 2009	
80177	Digital Terrain Modeling for Earthwork Calculations	Recurring CS #32	April 1, 2007	
80272	Drainage and Inlet Protection Under Traffic	Articles 603.02 and 603.07	April 1, 2011	Jan. 1, 2012
80228	Flagger at Side Roads and Entrances	Articles 701.13 and 701.20	April 1, 2009	
80109	Impact Attenuators	Section 643	Nov. 1, 2003	Jan. 1, 2012
80110	Impact Attenuators, Temporary	Section 706	Nov. 1, 2003	Jan. 1, 2012
80203	Metal Hardware Cast into Concrete	Articles 503.02, 504.02, and 1006.13	April 1, 2008	Jan. 1, 2012
80290	Payrolls and Payroll Records	Recurring CS #5	Jan. 2, 2012	
80299	Portland Cement Concrete Inlay or Overlay	Recurring CS #29	April 1, 2012	
80280	Portland Cement Concrete Sidewalk	Article 424.07	Jan. 1, 2012	
80152	Self-Consolidating Concrete for Cast-In-Place Construction	The following special provisions: Portland Cement Concrete, QC/QA of Concrete Mixtures and Placing and Consolidating Concrete	Nov. 1, 2005	April 1, 2012
80132	Self-Consolidating Concrete for Precast and Precast Prestressed Products	The following special provisions: Portland Cement Concrete, QC/QA of Concrete Mixtures and Placing and Consolidating Concrete	July 1, 2004	April 1, 2012
80284	Shoulder Rumble Strips	Article 642.05	Jan. 1, 2012	
80285	Sidewalk, Corner or Crosswalk Closure	Articles 701.03, 701.15, and 1106.02	Jan. 1, 2012	
80075	Surface Testing of Pavements (Section 406 overlay portion will remain a special provision and will now be called "Surface Testing of HMA Overlays".)	Articles 407.09, 407.12, 420.10, 420.20, and 1101.10	April 1, 2002	Jan. 1, 2007
80287	Type G Inlet Box	Article 610.09	Jan. 1, 2012	

The following special provisions require additional information from the designer. The additional information needs to be included in a separate document attached to this check sheet. The Project Development and Implementation section will then include the information in the applicable special provision. The Special Provisions are:

- Bridge Demolition Debris
- Building Removal-Case I
- Building Removal-Case II
- Building Removal-Case III
- Building Removal-Case IV
- Completion Date
- Completion Date Plus Working Days
- DBE Participation
- Material Transfer Device
- Railroad Protective Liability Insurance
- Training Special Provisions
- Working Days

GUIDE BRIDGE SPECIAL PROVISION INDEX/CHECK SHEET

Effective as of the: September 20, 2013 Letting

<u>Pg #</u>	<u>√</u>	<u>File Name</u>	<u>Title</u>	<u>Effective</u>	<u>Revised</u>
		GBSP 4	Polymer Modified Portland Cement Mortar	June 7, 1994	July 26, 2013
		GBSP 12	Drainage System	June 10, 1994	Jan 1, 2007
		GBSP 13	High-Load Multi-Rotational Bearings	Oct 13, 1988	Oct 30, 2012
		GBSP 14	Jack and Remove Existing Bearings	April 20, 1994	Jan 1, 2007
		GBSP 15	Three Sided Precast Concrete Structure	July 12, 1994	Oct 15, 2011
		GBSP 16	Jacking Existing Superstructure	Jan 11, 1993	Jan 1, 2007
		GBSP 17	Bonded Preformed Joint Seal	July 12, 1994	Jan 1, 2007
		GBSP 18	Modular Expansion Joint	May 19, 1994	July 26, 2013
		GBSP 21	Cleaning and Painting Contact Surface Areas of Existing Steel Structures	June 30, 2003	May 18, 2011
		GBSP 25	Cleaning and Painting Existing Steel Structures	Oct 2, 2001	April 19, 2012
		GBSP 26	Containment and Disposal of Lead Paint Cleaning Residues	Oct 2, 2001	April 30, 2010
		GBSP 28	Deck Slab Repair	May 15, 1995	Oct 15, 2011
		GBSP 29	Bridge Deck Microsilica Concrete Overlay	May 15, 1995	Oct 30, 2012
		GBSP 30	Bridge Deck Latex Concrete Overlay	May 15, 1995	Jan 18, 2011
		GBSP 31	Bridge Deck High-Reactivity Metakaolin (HRM) Conc Overlay	Jan 21, 2000	Oct 30, 2012
223	X	GBSP 32	Temporary Sheet Piling	Sept 2, 1994	Jan 31, 2012
		GBSP 33	Pedestrian Truss Superstructure	Jan 13, 1998	Aug 17, 2012
		GBSP 34	Concrete Wearing Surface	June 23, 1994	Feb 6, 2013
		GBSP 35	Silicone Bridge Joint Sealer	Aug 1, 1995	Oct 15, 2011
		GBSP 38	Mechanically Stabilized Earth Retaining Walls	Feb 3, 1999	July 26, 2013
		GBSP 42	Drilled Soldier Pile Retaining Wall	Sept 20, 2001	Aug 17, 2012
		GBSP 43	Driven Soldier Pile Retaining Wall	Nov 13, 2002	Aug 17, 2012
		GBSP 44	Temporary Soil Retention System	Dec 30, 2002	May 11, 2009
		GBSP 45	Bridge Deck Thin Polymer Overlay	May 7, 1997	Feb 6, 2013
		GBSP 46	Geotextile Retaining Walls	Sept 19, 2003	July 26, 2013
		GBSP 47	High Performance Concrete Structures	Aug 5, 2002	Jan 1, 2007
		GBSP 51	Pipe Underdrain for Structures	May 17, 2000	Jan 22, 2010
		GBSP 53	Structural Repair of Concrete	Mar 15, 2006	July 26, 2013
		GBSP 55	Erection of Curved Steel Structures	June 1, 2007	
		GBSP 56	Setting Piles in Rock	Nov 14, 1996	April 19, 2012
		GBSP 57	Temporary Mechanically Stabilized Earth Retaining Walls	Jan 6, 2003	July 26, 2013
		GBSP 59	Diamond Grinding and Surface Testing Bridge Sections	Dec 6, 2004	July 9, 2008
		GBSP 60	Containment and Disposal of Non-Lead Paint Cleaning Residues	Nov 25, 2004	Mar 6, 2009
		GBSP 61	Slipform Parapet	June 1, 2007	Aug 17, 2012
		GBSP 62	Concrete Deck Beams	June 13, 2008	Oct 9, 2009
		GBSP 64	Segmental Concrete Block Wall	Jan 7, 1999	Oct 30, 2012
		GBSP 65	Precast Modular Retaining Walls	Mar 19, 2001	Oct 30, 2012
		GBSP 66	Wave Equation Analysis of Piles	Nov 14, 2008	
		GBSP 67	Structural Assessment Reports for Contractor's Means and Methods	Mar 6, 2009	
		GBSP 70	Braced Excavation	Aug 9, 1995	May 18, 2011
		GBSP 71	Aggregate Column Ground Improvement	Jan 15, 2009	Oct 15, 2011

	GBSP 72	Bridge Deck Fly Ash or GGBF Slag Concrete Overlay	Jan 18, 2011	Oct 15, 2011
	GBSP 73	Cofferdams	Oct 15, 2011	
	GBSP 74	Permanent Steel Sheet Piling (LRFD)	Jan 31, 2012	Aug 17, 2012
	GBSP 75	Bond Breaker for Prestressed Concrete Bulb-T Beams	April 19, 2012	
	GBSP 76	Granular Backfill for Structures	April 19, 2012	Oct 30, 2012
	GBSP 77	Weep Hole Drains for Abutments, Wingwalls, Retaining Walls And Culverts	April 19, 2012	

LIST ANY ADDITIONAL SPECIAL PROVISIONS BELOW

The following Guide Bridge Special Provisions have been incorporated into the 2012 Standard Specifications:

File Name	Title	Std Spec Location
GBSP22	Cleaning and Painting New Metal Structures	506
GBSP36	Surface Preparation and Painting Req. for Weathering Steel	506
GBSP50	Removal of Existing Non-composite Bridge Decks	501
GBSP58	Mechanical Splicers	508
GBSP63	Demolition Plans for Removal of Existing Structures	501
GBSP68	Piling	512
GBSP69	Freeze-Thaw Aggregates for Concrete Superstructures Poured on Grade	1004

The following Guide Bridge Special Provisions have been discontinued or have been superseded:

File Name	Title	Disposition:
GBSP37	Underwater Structure Excavation Protection	Replaced by GBSP73
GBSP11	Permanent Steel Sheet Piling	Replaced by GBSP74
GBSP52	Porous Granular Embankment (Special)	Replaced by GBSP76

STATE OF ILLINOIS

SPECIAL PROVISIONS

The following Special Provisions supplement the "Standard Specifications for Road and Bridge Construction", adopted January 1, 2012, the latest edition of the "Manual on Uniform Traffic Control Devices for Streets and Highways", and the "Manual of Test Procedures for Materials" in effect on the date of invitation for bids, and the "Supplemental Specifications and Recurring Special Provisions" indicated on the Check Sheet included herein which apply to and govern the proposed improvement designated as County Section 05-00086-14-FP, Project **RS- M-9003** (112), Job Number C-91-094-09 and in case of conflict with any part or parts of said Specifications, the said Special Provisions shall take precedence and shall govern.

CONTRACT 63672

LOCATION OF WORK

This project is located in Section 10 of Township 34 North, Range 14 East of the 3rd Principal Meridian. The project begins approximately 0.88 miles east of Illinois Route 1 along C.H. 49 (Exchange St.) in Crete, Will County, Illinois and extends easterly to approximately 0.54 miles west of Illinois Route 394. The net and gross and of the project is approximately 7900 feet or 1.50 miles. The project begins just west of Crete Road and continues easterly along a new alignment from the intersection with Crete Road until it ties back into existing Exchange Street at South Country Lane.

DESCRIPTION OF WORK

The work consists of constructing C.H. 49 (Exchange St.) on new alignment from just east of Crete Road to S. Country Lane. Also included is the reconstruction of the Crete Road / Exchange St. intersection, construction of a new Connector Road from existing C.H. 49 to proposed C.H. 49 and milling and resurfacing of Old Exchange Street from the new Connector Road to Cottage Grove Road. Major work to occur will include but not be limited to storm sewer installation, box culvert installation, tree removal, pavement removal, pavement marking, HMA pavement, concrete curb, earthwork, and all other work to complete the project.

MAINTENANCE OF ROADWAYS

Effective: September 30, 1985
Revised: November 1, 1996

Beginning on the date that work begins on this project, the Contractor shall assume responsibility for normal maintenance of all existing roadways within the limits of the improvement. This normal maintenance shall include all repair work deemed necessary by the Engineer, but shall not include snow removal operations. Traffic control and protection for maintenance of roadways will be provided by the Contractor as required by the Engineer.

If items of work have not been provided in the contract, or otherwise specified for payment, such items, including the accompanying traffic control and protection required by the Engineer, will be paid for in accordance with Article 109.04 of the Standard Specifications.

PROSECUTION OF THE WORK

The work shall be prosecuted in such a manner and with such a supply of materials, equipment and labor as is considered necessary to ensure its completion according to the time specified in the contract. When the contractor starts work they shall complete the scope of work in a continuous and uninterrupted manner within the time frame on the completion date as specified in contract until the sequence of work is totally completed and all pay items are completely satisfied for the contract. The contractor suspending work at any time will not be allowed without the written approval of the Engineer.

LANE CLOSURES – NOTIFICATIONS

Prior to the closure of any traffic lanes that will be in effect for more than four (4) hours, the Contractor shall provide a minimum of three (3) days' notice to the following emergency service units, governmental agencies and school districts:

Village of Crete:	Phil Hameister Superintendent of Public Works	(708) 672-7100
Crete Township:	Tony Recupito Highway Commissioner	(708) 672-7732
Sheriff:	Will County Sheriff	(815) 727-8895
Police:	Crete Village Police Dept.	(708) 672-0912
Fire:	Crete Township Fire Dept.	(708) 672-7111
School District:	Crete-Monee School Dist.	(708) 367-8300
Elem. School:	Lutheran Elem. School	(708) 672-5850
High School:	Lutheran High School	(708) 672-3262
Ambulance:	Crete Township Fire Dept.	(708) 672-7111

TRAFFIC CONTROL PLAN

Effective: September 30, 1985
Revised: January 1, 2007

Traffic Control shall be according to the applicable sections of the Standard Specifications, the Supplemental Specifications, the "Illinois Manual on Uniform Traffic Control Devices for Streets and Highways", any special details and Highway Standards contained in the plans, and the Special Provisions contained herein.

Special attention is called to Articles 107.09, 107.14 and Section 701 of the Standard Specifications and the following Highway Standards, Details, Quality Standard for Work Zone Traffic Control Devices, Recurring Special Provisions and Special Provisions contained herein, relating to traffic control:

STANDARDS: 701001, 701006, 701011, 701201, 701301, 701306, 701311, 701326, 701901, BLR 17, BLR 18, BLR 21, BLR 22

DETAILS: Stage Construction Plans
Stage Detour Plans
TC 16 – Pavement Marking Letters and Symbols for Traffic Staging

SUPPLEMENTAL SPECIFICATIONS: N/A

RECURRING SPECIAL PROVISIONS: Check Sheet # LRS4

SPECIAL PROVISIONS: Maintenance of Roadways
Lane Closures – Notifications
Traffic Control & Protection (Special)
Sequence of Construction
Detour Signing
Changeable Message Sign
Work Zone Pavement Marking Removal

SEQUENCE OF CONSTRUCTION

NOTE: THE EXCHANGE STREET 2A, 2B AND 2C DETOUR PLAN AS SHOWN IN THE PLANS WILL NOT BE ALLOWED FROM DECEMBER 1 TO MAY 1. BETWEEN DECEMBER 1 AND MAY 1, EXISTING EXCHANGE STREET MUST BE OPEN TO ALL LOCAL AND THROUGH TRAFFIC.

It is the intent of the Will County Highway Department that this project be completed with a minimum of interruption to local and through traffic. Therefore, the following construction sequence will be strictly maintained:

STAGE 1

1. Construct Exchange Street from Sta. 205+00 to Sta. 241+00. The HMA Surface and final pavement markings will be placed in Stage 3.

STAGE 2A

1. Construct the Cottage Grove Avenue intersection at Old Exchange Street from Sta. 602+00 to Sta. 604+50.
2. Reconstruction of the Cottage Grove Avenue intersection at Old Exchange Street must be completed in 14 calendar days.

NOTE: Should the Contractor fail to complete this work within 14 calendar days after beginning this segment that would allow the roadway to be open to the traveling public, the Contractor shall be liable to the County in the amount of \$500.00, not as a penalty but as liquidated damages, for each calendar day beyond the 14 calendar day limit. Failure to complete the remainder of the contract work by the completion date shall be governed by the provision of Article 108.09 of the Standard Specifications. Such damages may be deducted by the County from any monies due the Contractor.

3. Stages 2A and 2B can be worked simultaneously.
4. Stage 2C may not be started until Stage 2A is completed.

STAGE 2B

1. Construct Exchange Street from Sta. 241+00 to Sta. 256+50 except HMA Surface Course and final pavement markings which will be done in Stage 3.
2. Exchange Street will be reconstructed from Sta. 241+00 to Sta. 254+50 except the HMA Surface Course and final pavement markings which will be done in Stage 3.
3. Exchange Street will be widened and partially resurfaced from Sta. 254+50 to Sta. 256+50. The HMA Surface Course and final pavement markings will be placed in Stage 3.
4. Stages 2A and 2B can be worked simultaneously.

STAGE 2C

1. Construct Exchange Street from Sta. 177+50 to Sta. 205+00 except HMA Surface Course and final pavement markings which will be done in Stage 3.

2. Construct Crete Road and Merioneth Road and Connector Road except HMA Surface Course and final pavement markings which will be done in Stage 3.

STAGE 3

1. Place the HMA Surface Course and final pavement markings on Exchange Street, Old Exchange Street, Merioneth Drive, Crete Road and Connector Road.

TRAFFIC CONTROL AND PROTECTION (SPECIAL)

Description: This work shall consist of providing all labor, equipment and materials necessary to provide and maintain all traffic control and protection as shown on the plans except the detour signing as described elsewhere in these Special Provisions and as directed by the Engineer.

The traffic control and protection shall be in accordance with the details in the plans and the applicable portions of Sections 701 & 703 of the Standard Specifications.

In addition the following conditions shall apply:

C.H. 49 (Exchange St.): Exchange Street will be open to local traffic only during the time in which the "Exchange Street Marked Detour" is effect. For this project, local traffic is defined as allowing traffic to and from residential homes located within the Road Closed limits.

Crete Road: Crete Road will remain open to traffic to and from the northeast at all times. Old Crete Road will be closed at its existing intersection with Exchange Street until such time that Exchange Street is open to all traffic. The New Crete Road will be open to all traffic when Exchange Street is open to all traffic.

Merioneth Drive: Merioneth Road will remain open to traffic to and from the north at all times. Merioneth Road will be closed at its existing intersection with Old Crete Road until such time that the New Crete Road and Exchange Street are open to through traffic.

Cottage Grove Avenue: Cottage Grove Avenue will remain open to all traffic for the duration of the project construction except for a maximum of 14 calendar days as noted in Stage 2A.

South Country Lane Drive: South Country Lane Drive will remain open to all through traffic for the duration of construction.

Any inconveniences or delays incurred by the Contractor in complying with this Special Provision will be considered as included in the cost of the contract and no additional compensation will be allowed.

Method of Measurement: This work will be measured for payment by lump sum.

Basis of Payment: This work shall be paid for at the contract lump sum price for TRAFFIC CONTROL & PROTECTION (SPECIAL).

DETOUR SIGNING

Description: This work shall consist of providing all labor, equipment and materials necessary to furnish, install, maintain, relocate, and remove all signs as shown on the "Detour Plan" sheets included in the plans and as directed by the Engineer.

Method of Measurement: This work will be measured for payment by lump sum.

Basis of Payment: This work shall be paid for at the contract lump sum price for DETOUR SIGNING.

CHANGEABLE MESSAGE SIGN

Description: This work shall consist of providing all labor, equipment and materials necessary for the furnishing and maintaining of four (4) CHANGEABLE MESSAGE SIGNS throughout the length of this project.

Additionally, the four (4) CHANGEABLE MESSAGE SIGNS will be required to be in place and operational two (2) weeks prior to the beginning of construction at locations determined by the Engineer. The Engineer will provide the message to the Contractor to be used for these two weeks

Method of Measurement: This work will be measured for payment by calendar-month.

Basis of Payment: This work shall be paid for at the contract unit price per calendar-month for CHANGEABLE MESSAGE SIGN.

J.U.L.I.E. SYSTEM

The Joint Utility Location Information for Excavators telephone number, 800-892-0123, is shown on the cover sheet. The Contractor will use this number with the township name shown on the location map on the cover sheet when requesting utility information.

STATUS OF UTILITIES TO BE ADJUSTED

Effective: January 30, 1987

Revised: January 24, 2013

Utilities companies involved in this project have provided the following estimated durations:

Name of Utility	Type	Location	Estimated Duration of Time for the Completion of Relocation or Adjustments
Commonwealth Edison Mr. Ilyas Mohiuddin South East Region Engineering 25000 Governors Highway University Park, Ill. 60466-3197 (708) 235-2692	Electric	Sta. 177+50 to Sta.205+00 Sta. 245+00 to Sta.256+50	Relocations expected to be completed prior to construction.
NICOR Gas Co. Ms. Connie Lane 1844 Ferry Road. Naperville, Illinois 60563 (630) 983-8676	Natural Gas	Sta. 177+50 to Sta.205+00 Sta. 245+00 to Sta.256+50	Relocations expected to be completed prior to construction.
AT & T Mr. David Williams 1000 Commerce Drive – Floor 2 Oak Brook, Illinois 60523 (847) 506-8070	Telephone	Sta. 177+50 to Sta.205+00 Sta. 245+00 to Sta.256+50	Relocations expected to be completed prior to construction.
Comcast Cable Communications Ms. Mary Stefan 688 Industrial Drive Elmhurst, Illinois 60126 (630) 600-6346	Cable TV	Sta. 177+50 to Sta.205+00 Sta. 245+00 to Sta.256+50	Relocations expected to be completed prior to construction.
Village of Crete Mr. Thomas J. Durkin Village Administrator 524 W. Exchange St. Crete, Illinois 60417 (708) 672-5479	Water & Sewer	Sta. 177+50 to Sta.200+00	Relocations/Adjustments included in this project.
Wolverine Pipeline Company Mr. Scott Smith 14963 S. New Avenue Lockport, Illinois 60441 (815) 325-5357	Petroleum	Sta. 215+00 to Sta. 216+00	Adjustment completed November 12, 2011
BP Pipelines (North America) Inc. Mr. Gary White 28100 Torch Pkwy. Warrenville, Il. 60555-3958 (815) 999-2857	Petroleum	Sta. 215+00 to Sta. 216+00	Adjustment completed March 31, 2012

The above represents the best information available to the Department and is included for the convenience of the bidder. The applicable portions of Articles 105.07 and 107.31 of the Standard Specifications shall apply.

In accordance with 605 ILCS 5/9-113 of the Illinois Compiled Statutes, utility companies have 90 days to complete the relocation of their facilities after receipt of written notice from the Department. The 90-day written notice will be sent to the utility companies after the following occurs:

- 1) Proposed right of way is clear for contract award.
- 2) Final plans have been sent to and received by the utility company.
- 3) Utility permit is received by the Department and the Department is ready to issue said permit.
- 4) If a permit has not been submitted, a 15 day letter is sent to the utility company notifying them they have 15 days to provide their permit application. After allowing 15 days for submission of the permit the 90 day notice is sent to the utility company.
- 5) Any time within the 90 day relocation period the utility company may request a waiver for additional time to complete their relocation. The Department has 10 days to review and respond to a waiver request.

CLEAN CONSTRUCTION OR DEMOLITION DEBRIS

To comply with Public Act 96-1416, the Contractor shall be responsible for all IEPA documentation and testing required to haul and dispose of Clean Construction or Demolition Debris. The cost associated with any engineering or material testing shall be incidental to the appropriate contract pay items.

COORDINATION WITH BP PIPE LINES OF NORTH AMERICA

Following are the Construction Requirements provided by BP Pipelines (North America) for work near their facilities:

BP PIPELINES (NORTH AMERICA) INC. GENERAL CONSTRUCTION REQUIREMENTS

ROW File Reference: 3631-138

BP Pipelines (North America) Inc. (hereinafter referred to as "BP") is committed to environmental stewardship and maintaining the safety of its employees, contractors and the general public. The pipelines BP operates transport various liquids and gasses at high pressure, and do so very safely each and every day. There are, however, potential hazards associated with construction or excavation work around pipelines. As a result of these potential hazards, and in compliance

with the requirements imposed upon BP as an industry regulated by the U.S. Department of Transportation and Office of Pipeline Safety, the following list of general requirements for working on pipeline rights-of-way has been compiled.

Compliance with BP's General Construction Requirements does not guarantee BP's final approval of your project. These are considered guidelines. Each request will be assessed on a case by case basis and additional requirements specific to your project may apply.

General Safety Requirements

- 811 the national One-Call number, must be contacted at least 48 hours (2 working days)* before any construction and/or excavation activities are initiated within the pipeline right- of-way so that BP may have a representative present to ensure that there are no conflicts with the pipeline. (There is no cost to the third party contractor to use the One-Call Notification service. However, failure to utilize the One-Call service can be quite costly in terms of unnecessary risk for the contractor/excavator, their employees, innocent bystanders, personal property of others and the environment; as well as potential civil penalties and/or fines.)
- To have the pipeline physically located and depth verified, please contact BP's local field representative at (815) 999-2857 - Gary White
- It is the responsibility of the requestor to have the pipeline location and depth added to their plans and drawings and submitted to BP for evaluation.
- The requestor and/or its' contractor is responsible for taking all necessary safety precautions and will be held responsible for any damages caused to the pipeline or property as a result of their work.

****Michigan and Tennessee require 72 hours (3 working days) prior notice***

Each proposed project or development in close proximity to the pipeline is of great concern to BP due to potential impact to the operation and integrity of BP's pipelines. To avoid costly and lengthy delays, plans should be submitted to BP during the early planning stages of the project. By working with Owner/Developers, BP strives to ensure the safety of the pipeline while supporting opportunities for property development.

Subdivision Planning

- BP requests all residential and/or commercial lot lines not be placed on the right-of-way. In cases where it is not possible to locate said lot lines off

of the right-of-way, lot lines shall under no circumstances be placed on the pipeline.

Excavation Specific Requirements

- No excavation or construction activity will be permitted in the vicinity of a pipeline until all appropriate communications have been made with BP's field operations and the Right-of-Way Department. A formal engineering assessment may be required.
- There shall be no excavation or backfilling within the pipeline right-of-way for any reason without a representative of BP on site giving permission.
- In some instances, excavation and other construction activities around certain pipelines can be conducted safely only when the pipeline operating pressure has been reduced. Contractors are therefore cautioned that excavation which exposes or significantly reduces the cover over a pipeline may have to be delayed until the reduced operating pressures are achieved.

General Construction Activities

- The contractor shall not be permitted to transport construction materials or equipment longitudinally over the pipeline.
- Where it is necessary for construction equipment (*i.e.*, tractors, backhoes, dump trucks, etc.) or equipment transporting construction materials to cross the pipeline, the crossing of the pipeline right-of-way shall be at, or as near to, a 90° angle as is feasible.
- To gain access to the job site, the contractor shall submit a plan indicating where construction equipment will cross the pipeline, along with the depth of the pipe at the crossings, any proposed ramping over the pipeline, together with the following specifications for the equipment: type and weight of equipment; for track equipment – track width and length; for wheeled equipment – number of axles (single or tandem axles). BP will perform a stress factor calculation to determine if the equipment can safely cross the pipeline. If crossing of the pipeline is allowed, special measures may need to be taken to ensure the integrity of the pipeline.
- No track type construction equipment shall be permitted to pivot or turn directly over the top of the pipeline.
- A scraper or pan type tractor shall not be used for removal of soil within ten feet (10') of the centerline of the pipeline. Rubber tire or small track type equipment is an acceptable alternative.

- A sheepsfoot roller shall not be used for compaction purposes within five feet (5') or directly above the centerline of the pipeline.
- No vibratory rollers shall be used within three feet (3') of the centerline of the pipeline until the compacted cover over the pipeline has reached a depth of three and one-half feet (3 ½').

Parking Lots, Roads, Driveways, Fences and Structures

- No permanent structures may be constructed on the pipeline right-of-way (permanent structures shall include, but not be limited to, swimming pools, sheds, fences, earthen berms, bike paths, etc.).
- All permanent structures shall cross the pipeline right-of-way at, or as near to, a 90° angle as is feasible. In no instance shall the angle of the crossing be less than 45°.
- There shall be a minimum vertical separation of two feet (2') between the pipeline and any underground structure.
- For proposed road crossings and driveways BP will perform a stress factor calculation to determine the amount of cover required over the pipeline. Under no circumstances shall cover be less than the following: a) five and one half feet (5.5') for all road crossings and commercial driveways, and b) three feet (3') for residential driveways.
- Proposals for parking lot construction on the pipe line right-of-way are discouraged.
- A minimum of four feet (4') of cover is required for all drainage ditches.
- No utility structures (such as, but not limited to, manholes or catch basins) shall be located over the pipeline. A minimum horizontal clearance of five feet (5') is required between the structure and the pipeline.

Landscape and Vegetation

- No trees are allowed on the pipeline right-of-way. BP may permit the installation of limited landscaping and minor shrubbery plantings with written communication and/or documentation. For a major development, landscaping plans must first be submitted in writing to BP for review and approval. Any plantings that restrict efficient aerial inspection or limit access to the easement area will be considered an interference and will not be allowed.

Foreign Line or Utility Crossings

- All foreign lines shall cross the pipeline right-of-way at, or as near to, a 90° angle as is feasible. In no instance shall the angle of the crossing be less than 45°.
- In no instance shall the foreign line be placed parallel to the pipelines right-of-way.
- The foreign line shall cross under the pipeline with at least two feet (2') of vertical separation unless the pipeline is at a prohibitive depth. If the pipeline is at a prohibitive depth, BP personnel will review and evaluate the proposed crossing location to determine if it will be feasible to allow the foreign line to cross above the pipeline.
- If the foreign line is a telecommunications cable, power cable, or similar in nature, the foreign line shall be placed in a Schedule 40 PVC conduit, or greater, for a linear distance extending ten feet (10') on either side of the centerline of the pipeline. The entire length of carrier pipe shall either be encased in concrete, or shall have a concrete cap placed on top of it.
- If the foreign line is a metallic pipeline, or similar in nature, the foreign line shall be coated with a suitable coating for a distance of at least fifty feet (50') on either side of the centerline of the pipeline. The foreign line owner, operator, or their contractor, shall install cathodic protection bonds and potential test leads to the foreign line at the crossing location and terminate the leads at an above-ground location as identified by BP's on-site representative. BP will install the test leads on BP's pipeline.
- Below-ground precautionary flagging (warning tape) shall be placed in the ditch line above the foreign line. The warning tape shall be placed approximately one foot (1') below the final surface grade/elevation. The warning tape shall extend for a linear distance of ten feet (10') on either side of the centerline of the pipeline.

If, in the exercise of the pipeline easement rights, any "Permitted Facility" is damaged, disturbed or otherwise interfered with, BP and/or the pipeline easement owner shall be held harmless from and against any and all claims of whatsoever kind and nature which might be associated with or derived from such damage, disturbance or interference.

TEMPORARY EASEMENT AREAS

It is the intention of the Department that any Temporary Easement Area be used only for the purpose of highway construction for which it was obtained. If the

Contractor wishes to use a Temporary Easement Area for such things as equipment and material storage, he shall obtain written approval from the property owner involved and present the written approval to the Engineer before using.

EARTH EXCAVATION

Description: This item consists of providing all labor, equipment and materials to excavate earth, gravel, bituminous, etc. in accordance with Section 202 of the Standard Specifications.

Method of Measurement: This work will be measured for payment by cubic yard.

Basis of Payment: This work will be paid for at the contract unit price per cubic yard for EARTH EXCAVATION. The following items of work will also be considered as included in the contract unit price per cubic yard for EARTH EXCAVATION:

- ❖ The removal and disposal of the following items:
All fencing, delineators, debris, brush, riprap, stone, concrete slabs, tile, etc. not paid for specifically on the plans.

GRADING

Description: This work shall consist of grading, by hand methods and equipment, around utility poles, existing trees, or other natural or man-made objects where shallow fills or cuts are adjacent to the items. The ENGINEER shall be the sole judge as to items to remain in place.

Basis of Payment: This work will not be paid for separately, but shall be considered included in the contract unit price per cubic yard for EARTH EXCAVATION and no additional compensation will be allowed.

REMOVAL OF EXISTING PIPE CULVERTS

Description: This work shall consist of removing existing pipe culverts at locations shown in the plans and disposing of the pipe culverts outside the right-of-way in accordance with Article 202.03 of the Standard Specifications and Special Provision "Construction Debris" found elsewhere in these Special Provisions. The existing end sections associated with the pipe culverts shall be removed and disposed in conjunction with the pipe culverts.

Method of Measurement: This work will be measured for payment by the foot.

Basis of Payment: This work will be paid for at the contract unit price per foot for PIPE CULVERT REMOVAL. The removal and disposal of existing end sections will not be paid for separately, but shall be considered included in the cost of PIPE CULVERT REMOVAL, and no additional compensation will be allowed.

AGGREGATE FOR TEMPORARY ACCESS

Description: This work shall consist of constructing and maintaining an aggregate surface for temporary roads, approaches, and entrances according to Article 402.07 and as directed by the Engineer.

Add the following to Article 402.10 of the Standard Specifications:

"The aggregate surface course shall be constructed to the dimensions and grades specified below, except as modified by the plans or as directed by the Engineer.

- (a) Private Entrance. The minimum width shall match the existing entrance width. The minimum compacted thickness shall be 6 in. The maximum grade shall be eight percent, except as required to match the existing grade.
- (b) Commercial Entrance. The minimum width shall match the existing entrance width. The minimum compacted thickness shall be 9 in. The maximum grade shall be six percent, except as required to match the existing grade.
- (c) Side Road. The minimum width shall match the existing entrance width minimum compacted thickness shall be 9 in. The grade and elevation shall be the same as the removed pavement, except as required to meet the grade of any new pavement constructed.

Maintaining the temporary access shall include relocating and/or regrading the aggregate surface course for any operation that may disturb or remove the temporary access. The same type and gradation of material used to construct the temporary access shall be used to maintain it."

Method of Measurement: This work will be measured for payment by ton.

Basis of Payment: This work will be paid for at the contract unit price per ton for AGGREGATE FOR TEMPORARY ACCESS.

CONCRETE GUTTER, TYPE A (SPECIAL)

Description: This work shall consist of furnishing all labor, equipment and materials to construct CONCRETE GUTTER, TYPE A, (SPECIAL) in accordance

with the applicable portions of Standard 606101, the details shown in the plans and as directed by the ENGINEER.

Method of Measurement: This work will be measured for payment by foot.

Basis of Payment: This work will be paid for at the contract unit price per foot for CONCRETE GUTTER, TYPE A, (SPECIAL).

PIPE CULVERTS, CLASS D, TYPE 1

Description: This work shall consist of furnishing and installing PIPE CULVERTS, CLASS D, TYPE 1 in accordance with Section 542 of the Standard Specifications and at locations shown in the plans. The material choices for this item shall be limited to bituminous coated corrugated steel pipe or bituminous coated corrugated aluminum alloy pipe.

Method of Measurement: This work will be measured for payment by the foot.

Basis of Payment: This work will be paid for at the contract unit price per foot for PIPE CULVERTS, CLASS D, TYPE 1 of the diameter specified.

STORM SEWER (WATER MAIN REQUIREMENTS)

(Effective July 1, 1990; Revised January 1, 2009)

This work shall consist of constructing storm sewers meeting water main requirements.

Storm Sewer (Water Main Requirements) shall be used at locations where lateral separation between the sewer and water main or water service line is less than 10 feet (3.1 m) and the water main invert is less than 18 inches (457 mm) above the storm sewer crown. Also, Storm Sewer (Water Main Requirements) shall be used where the sewer crosses above the water main or water service line with 18 inches (457 mm) minimum vertical separation.

The storm sewer shall be constructed of

Ductile iron pipe, Class 52 with bell and rubber gasket joint or

Concrete pressure pipe conforming to the latest AWWA Standard C300, C301, C303 or

Plastic pipe meeting the material requirements of Section 40. Pipe for Water Mains and Service Connections of the Standard Specifications for Water and

Sewer Main Construction in Illinois and Section 550 of the Standard Specifications.

This work shall be done according to the applicable portions of Sections 550 and 561 of the Standard Specifications.

Method of Measurement: This work will be measured for payment according to Article 550.09 of the Standard Specifications.

Basis of Payment: This work will be paid for at the contract unit price per foot (meter) for STORM SEWER (WATER MAIN REQUIREMENTS), of the diameter specified.

AGGREGATE SUBGRADE IMPROVEMENT (D-1)

Effective: February 22, 2012
Revised: January 1, 2013

Add the following Section to the Standard Specifications:

"SECTION 303. AGGREGATE SUBGRADE IMPROVEMENT

303.01 Description. This work shall consist of constructing an aggregate subgrade improvement.

303.02 Materials. Materials shall be according to the following.

Item	Article/Section
(a) Coarse Aggregate	1004.06
(b) Reclaimed Asphalt Pavement (RAP) (Notes 1, 2)	1031

Note 1. Crushed RAP, from either full depth or single lift removal, may be mechanically blended with aggregate gradations CS 01 or CS 02 but shall not exceed 40 percent of the total product. The top size of the Coarse RAP shall be less than 4 in. (100 mm) and well graded.

Note 2. RAP having 100 percent passing the 1 1/2 in. (37.5 mm) sieve and being well graded, may be used as capping aggregate in the top 3 in. (75 mm) when aggregate gradations CS 01 or CS 02 are used in lower lifts. When RAP is blended with any of the coarse aggregates, the blending shall be done with mechanically calibrated feeders.

303.03 Equipment. The vibratory machine shall be according to Article 1101.01, or as approved by the Engineer.

303.04 Soil Preparation. The stability of the soil shall be according to the Department's Subgrade Stability Manual for the aggregate thickness specified.

303.05 Placing Aggregate. The maximum nominal lift thickness of aggregate gradations CS 01 or CS 02 shall be 24 in. (600 mm).

303.06 Capping Aggregate. The top surface of the aggregate subgrade shall consist of a minimum 3 in. (75 mm) of aggregate gradations CA 06 or CA 10. When Reclaimed Asphalt Pavement (RAP) is used, it shall be crushed and screened where 100 percent is passing the 1 1/2 in. (37.5 mm) sieve and being well graded. RAP that has been fractionated to size will not be permitted for use in capping. Capping aggregate will not be required when the aggregate subgrade improvement is used as a cubic yard pay item for undercut applications. When RAP is blended with any of the coarse aggregates, the blending shall be done with mechanically calibrated feeders.

303.07 Compaction. All aggregate lifts shall be compacted to the satisfaction of the Engineer. If the moisture content of the material is such that compaction cannot be obtained, sufficient water shall be added so that satisfactory compaction can be obtained.

303.08 Finishing and Maintenance of Aggregate Subgrade Improvement. The aggregate subgrade improvement shall be finished to the lines, grades, and cross sections shown on the plans, or as directed by the Engineer. The aggregate subgrade improvement shall be maintained in a smooth and compacted condition.

303.09 Method of Measurement. This work will be measured for payment according to Article 311.08.

303.10 Basis of Payment. This work will be paid for at the contract unit price per cubic yard (cubic meter) for AGGREGATE SUBGRADE IMPROVEMENT or at the contract unit price per square yard (square meter) for AGGREGATE SUBGRADE IMPROVEMENT, of the thickness specified.

Add the following to Section 1004 of the Standard Specifications:

"1004.06 Coarse Aggregate for Aggregate Subgrade Improvement. The aggregate shall be according to Article 1004.01 and the following.

- (a) Description. The coarse aggregate shall be crushed gravel, crushed stone, or crushed concrete.

(b) Quality. The coarse aggregate shall consist of sound durable particles reasonably free of deleterious materials.

(c) Gradation.

(1) The coarse aggregate gradation for total subgrade thickness less than or equal to 12 in. (300 mm) shall be CS 01.

The coarse aggregate gradation for total subgrade thickness more than 12 in. (300 mm) shall be CS 01 or CS 02.

COARSE AGGREGATE SUBGRADE GRADATIONS					
Grad No.	Sieve Size and Percent Passing				
	8"	6"	4"	2"	#4
CS 01	100	97 ± 3	90 ± 10	45 ± 25	20 ± 20
CS 02		100	80 ± 10	25 ± 15	

COARSE AGGREGATE SUBGRADE GRADATIONS (Metric)					
Grad No.	Sieve Size and Percent Passing				
	200 mm	150 mm	100 mm	50 mm	4.75 mm
CS 01	100	97 ± 3	90 ± 10	45 ± 25	20 ± 20
CS 02		100	80 ± 10	25 ± 15	

(2) The 3 in. (75 mm) capping aggregate shall be gradation CA 6 or CA 10."

WORK ZONE PAVEMENT MARKING REMOVAL

Description: In addition to the requirements of Section 703 of the Standard Specifications, all temporary pavement markings shall be removed prior to final payment.

RAISED REFLECTIVE PAVEMENT MARKER

Description: This work shall consist of providing all labor, equipment and materials necessary for the placement of RAISED REFLECTIVE PAVEMENT MARKERS at locations shown on the plans and as directed by the ENGINEER.

Construction Requirements: The RAISED REFLECTIVE PAVEMENT MARKERS shall be installed as indicated on the District 1 Standard TC-11 "Typical Applications for Raised Reflective Pavement Markers (Snow-Plow Resistant)". All RAISED REFLECTIVE PAVEMENT MARKERS used with dashed lines shall be centered in the gap between segments, and offset 4 inches from the centerline.

Basis of Payment: This work will be paid for at the contract unit price per each for RAISED REFLECTIVE PAVEMENT MARKER.

CONCRETE REFERENCE MARKERS

Description: This work shall consist of furnishing all labor, equipment and materials for the installation of section corner or sub-section corner concrete reference markers encountered within the project limits at locations shown on the plans and in accordance with details shown in the plans. The present marker(s) may be disturbed by the construction work under this contract.

Construction Requirements: An Illinois Registered Land Surveyor, acceptable to the Will County Department of Highways, shall be obtained by the Contractor to set concrete reference markers, section corner marker(s) or sub-section marker(s). Monument record(s) of the section corner(s) and quarter-corner(s) shall be filed with the Will County Recorder of Deeds in accordance with Section 60, Chapter 133, of the Revised Illinois Statutes. Markers shall be of the type shown on the drawings and be set as prescribed by U.S. Public Act 79-649.

A minimum of three (3) concrete reference markers shall be set by the surveyor prior the commencement of construction work at the location of the section corner or quarter corner marker. Reference markers shall be set clear of proposed ditch bottoms, side slopes, back slopes, and utility lines, and shall be a minimum of one foot within the right of way line. Reference markers, once set, shall be protected by the Contractor from disturbance by construction work. Any reference marker disturbed by construction work shall be reset by the surveyor at the Contractors expense. The section corner or sub-section corner markers shall be set after the construction work is complete, and there is no possibility of disturbance of the marker.

The surveyor records shall indicate distances and angles between adjacent concrete reference markers and distances from reference markers to the section corner or sub-section corner.

Method of Measurement: This work will be measured for payment by each.

Basis of Payment: This work will be paid for at the contract unit price each for CONCRETE REFERENCE MARKERS.

DETENTION BERMS

Description: This work shall consist of furnishing all labor, equipment and materials necessary to construct earthen berms at locations shown in the plans and as directed by the Engineer for the purpose of providing storm water detention basins.

Materials: The materials used in the construction of the Detention Berms shall be in accordance with Article 202.03 of the Standard Specifications.

Construction Requirements: Detention Berms shall be constructed in accordance with Section 205 of the Standard Specifications and shall be compacted to not less than 95 percent of the standard laboratory density.

Method of Measurement: This work will be not be measured separately for payment.

Basis of Payment: This work will not be paid for separately, but shall be considered included in the contract unit price per cubic yard for EARTH EXCAVATION.

DRIVEWAY PAVEMENT REMOVAL

Description: This work shall consist of furnishing all labor, equipment and materials to remove driveway pavements at the locations shown in the plans, in accordance with the applicable portions of Section 440 of the Standard Specifications and as directed by the ENGINEER. The driveway pavement Hot-Mix Asphalt thicknesses are variable.

Method of Measurement: This work will be measured for payment by square yard.

Basis of Payment: This work will be paid for at the contract unit price per square yard for DRIVEWAY PAVEMENT REMOVAL.

REMOVAL OF EXISTING STRUCTURES

Description: This work shall consist of furnishing all labor, equipment and materials to remove and properly dispose of the existing 12' X 8' X 70'+/- Arch Pipe Culvert at the location shown on the plans in accordance with Section 500 of the Standard Specifications and as directed by the Engineer.

Method of Measurement: This work will be measured for payment by each.

Basis of Payment: **Basis of Payment:** This work will be paid for at the contract unit price each for REMOVAL OF EXISTING STRUCTURES.

FINE AGGREGATE FOR HOT-MIX ASPHALT (HMA) (D-1)

Effective: May 1, 2007
 Revised: January 1, 2012

Revise Article 1003.03 (c) of the Standard Specifications to read:

“(c) Gradation. The fine aggregate gradation for all HMA shall be FA1, FA 2, FA 20, FA 21 or FA 22. When Reclaimed Asphalt Pavement (RAP) is incorporated in the HMA design, the use of FA 21 Gradation will not be permitted.

GROUND TIRE RUBBER (GTR) MODIFIED ASPHALT BINDER (D-1)

Effective: June 26, 2006
 Revised: January 1, 2013

Add the following to the end of article 1032.05 of the Standard Specifications:

“(c) Ground Tire Rubber (GTR) Modified Asphalt Binder. A quantity of 10.0 to 14.0 percent GTR (Note 1) shall be blended by dry unit weight with a PG 64-28 to make a GTR 70-28 or a PG 58-28 to make a GTR 64-28. The base PG 64-28 and PG 58-28 asphalt binders shall meet the requirements of Article 1032.05(a). Compatible polymers may be added during production. The GTR modified asphalt binder shall meet the requirements of the following table.

Test	Asphalt Grade GTR 70-28	Asphalt Grade GTR 64-28
Flash Point (C.O.C.), AASHTO T 48, °F (°C), min.	450 (232)	450 (232)
Rotational Viscosity, AASHTO T 316 @ 275 °F (135 °C), Poises, Pa·s, max.	30 (3)	30 (3)
Softening Point, AASHTO T 53, °F (°C), min.	135 (57)	130 (54)
Elastic Recovery, ASTM D 6084, Procedure A (sieve waived) @ 77 °F, (25 °C), aged, ss, 100 mm elongation, 5 cm/min., cut immediately, %, min.	65	65

Note 1. GTR shall be produced from processing automobile and/or light truck tires by the ambient grinding method. GTR shall not exceed 1/16 in. (2 mm) in any

dimension and shall contain no free metal particles or other materials. A mineral powder (such as talc) meeting the requirements of AASHTO M 17 may be added, up to a maximum of four percent by weight of GTR to reduce sticking and caking of the GTR particles. When tested in accordance with Illinois modified AASHTO T 27, a 50 g sample of the GTR shall conform to the following gradation requirements:

Sieve Size	Percent Passing
No. 16 (1.18 mm)	100
No. 30 (600 μm)	95 ± 5
No. 50 (300 μm)	> 20

Add the following to the end of Note 1. of article 1030.03 of the Standard Specifications:

“A dedicated storage tank for the Ground Tire Rubber (GTR) modified asphalt binder shall be provided. This tank must be capable of providing continuous mechanical mixing throughout by continuous agitation and recirculation of the asphalt binder to provide a uniform mixture. The tank shall be heated and capable of maintaining the temperature of the asphalt binder at 300 °F to 350 °F (149 °C to 177 °C). The asphalt binder metering systems of dryer drum plants shall be calibrated with the actual GTR modified asphalt binder material with an accuracy of ± 0.40 percent.”

Revise 1030.02(c) of the Standard Specifications to read:

“(c) RAP Materials (Note 3)1031”

Add the following note to 1030.02 of the Standard Specifications:

Note 3. When using reclaimed asphalt pavement and/or reclaimed asphalt shingles, the maximum asphalt binder replacement percentage shall be according to the most recent special provision for recycled materials.

HMA MIXTURE DESIGN REQUIREMENTS (D-1)

Effective: January 1, 2013.
 Revised: January 16, 2013

1) Design Composition and Volumetric Requirements

Revise Article 1030.04(a)(1) of the Standard Specifications to read.

“(1)High ESAL Mixtures. The Job Mix Formula (JMF) shall fall within the following limits.

High ESAL, MIXTURE COMPOSITION (% PASSING) ^{1/}										
Sieve Size	IL-25.0 mm		IL-19.0 mm		IL-12.5 mm		IL-9.5 mm		IL-4.75 mm	
	min	max	min	max	min	max	min	max	min	max
1 1/2 in. (37.5 mm)		100								
1 in. (25 mm)	90	100		100						
3/4 in. (19 mm)		90	82	100		100				
1/2 in. (12.5 mm)	45	75	50	85	90	100		100		100
3/8 in. (9.5 mm)						89	90	100		100
#4 (4.75 mm)	24	42 ^{2/}	24	50 ^{2/}	28	65	28	65	90	100
#8 (2.36 mm)	16	31	20	36	28	48 ^{3/}	32	52 ^{3/}	70	90
#16 (1.18 mm)	10	22	10	25	10	32	10	32	50	65
#50 (300 μm)	4	12	4	12	4	15	4	15	15	30
#100 (150 μm)	3	9	3	9	3	10	3	10	10	18
#200 (75 μm)	3	6	3	6	4	6	4	6	7	9
Ratio Dust/Asphalt Binder		1.0		1.0		1.0		1.0		1.0 ^{4/}

- 1/ Based on percent of total aggregate weight.
- 2/ The mixture composition shall not exceed 40 percent passing the #4 (4.75 mm) sieve for binder courses with Ndesign ≥ 90.
- 3/ The mixture composition shall not exceed 44 percent passing the #8 (2.36 mm) sieve for surface courses with Ndesign ≥ 90.
- 4/ Additional minus No. 200 (0.075 mm) material required by the mix design shall be mineral filler, unless otherwise approved by the Engineer.”

Delete Article 1030.04(a)(4) of the Standard Specifications.

Revise Article 1030.04(b)(1) of the Standard Specifications to read.

- “(1) High ESAL Mixtures. The target value for the air voids of the HMA shall be 4.0 percent and for IL-4.75 it shall be 3.5 percent at the design number of gyrations. The VMA and VFA of the HMA design shall be based on the nominal maximum size of the aggregate in the mix, and shall conform to the following requirements.

VOLUMETRIC REQUIREMENTS High ESAL						
Ndesign	Voids in the Mineral Aggregate (VMA), % minimum					Voids Filled with Asphalt Binder (VFA), %
	IL-25.0	IL-19.0	IL-12.5	IL-9.5	IL-4.75 ^{1/}	
50	12.0	13.0	14.0	15	18.5	65 - 78 ^{2/}
70					65 - 75	
90						
105						

- 1/ Maximum Draindown for IL-4.75 shall be 0.3%
 2/ VFA for IL-4.75 shall be 72-85%”

Delete Article 1030.04(b)(4) of the Standard Specifications.

Revise the Control Limits Table in Article 1030.05(d)(4) of the Standard Specifications to read.

"CONTROL LIMITS					
Parameter	High ESAL Low ESAL	High ESAL Low ESAL	All Other	IL-4.75	IL-4.75
	Individual Test	Moving Avg. of 4	Individual Test	Individual Test	Moving Avg. of 4
% Passing: ^{1/}					
1/2 in. (12.5 mm)	± 6 %	± 4 %	± 15 %		
No. 4 (4.75 mm)	± 5 %	± 4 %	± 10 %		
No. 8 (2.36 mm)	± 5 %	± 3 %			
No. 16 (1.18 mm)				± 4 %	± 3 %
No. 30 (600 μm)	± 4 %	± 2.5 %			
Total Dust Content No. 200 (75 μm)	± 1.5 %	± 1.0 %	± 2.5 %	± 1.5 %	± 1.0 %
Asphalt Binder Content	± 0.3 %	± 0.2 %	± 0.5 %	± 0.3 %	± 0.2 %
Voids	± 1.2 %	± 1.0 %	± 1.2 %	± 1.2 %	± 1.0 %
VMA	-0.7 % ^{2/}	-0.5 % ^{2/}		-0.7 % ^{2/}	-0.5 % ^{2/}

- 1/ Based on washed ignition oven
 2/ Allowable limit below minimum design VMA requirement”

HOT MIX ASPHALT MIXTURE IL-4.75 (DIST 1)

Effective: January 1, 2007

Revised: January 1, 2013

Description. This work shall consist of constructing Hot-Mix Asphalt (HMA) surface course or leveling binder with an IL-4.75 mixture. Work shall be according to Sections 406, 1030, 1031 and 1032 of the Standard Specifications except as modified herein.

Materials.

Revise Article 1030.02 of the Standard Specifications to read:

(b) Fine aggregate (Note 1 and 3)

Note 3. The gradation for IL-4.75 shall be FA 1, FA 2, FA 20 or FA 22.

(c) Reclaimed or recycled material. Only processed FRAP or RAS will be permitted in the 4.75 mm mix. Refer to D1 version for Use of Recycle Materials specification(s).

(d) Mineral Filler. Mineral filler shall conform to the requirements of Article 1011.01 of the Standard Specifications. Collected HMA baghouse dust may be used as Mineral Filler provided it meets the gradation outlined in Article 1011 of the Standard Specifications and a separate mix design is created.

(g) Asphalt Binder (AB). The AB shall be either Elvaloy or SBS/SBR with a PG 76-22 value. The AB shall meet the requirements of Article 1032.05(b) of the Standard Specifications; however the elastic recovery of the AB shall be 80 minimum.

The AB shall be shipped, maintained, and stored at the mix plant according to the manufacturer's requirements. It shall be placed in an empty tank and not blended with other asphalt cements.

Mixture Design. Add the following to Article 1030.04(b) of the Standard Specifications

“(4) IL 4.75 Mixture.

Volumetric Parameter	Requirement
Design Air Voids	3.5% at Ndesign 50
Voids in the Mineral Aggregate (VMA)	18.5% minimum
Voids Filled with Asphalt (VFA)	72 - 85%
Dust/AC Ratio	1.0
Density (% of Max Specific Gravity)	93.0 - 97.4
Maximum Drain-down	0.3%

The percentage of new natural sand shall not exceed 25% if FRAP or RAS is used. For designs without FRAP or RAS the sand fraction of the final blend shall be at least 50% manufacture stone sand.

Mixture Production. Plant modifications may be required to accommodate the addition of higher percentages of mineral filler as required by the JMF.

During production, mineral filler shall not be stored in the same silo as collected dust. This may require any previously collected bag house dust in a storage silo prior to production of the IL-4.75 mixture to be wasted. Only metered bag house dust may be returned back directly to the mix. Any additional minus No. 200 (75 μ m) material needed to produce the IL-4.75 shall be mineral filler.

As an option, collected bag-house dust may be used in lieu of manufactured mineral filler, provided; 1) there is enough is available for the production of the IL-4.75 mix for the entire project and 2) a mix design was prepared with collected bag-house dust.

The mixture shall be produced within the temperature range recommended by the asphalt cement producer; but not less than 325 °F (165 °C).

The amount of moisture remaining in the finished mixture (at silo discharge) shall be less than 0.3 percent based on the weight of the test sample after drying.

Mixtures contain steel slag sand or aggregate having absorptions \geq 2.5 percent shall have a silo storage plus haul time of not less than 1.5 hours.

Placement

Revise Article 406.06 (b) (2) a. to read as follows:

The surface shall be dry for at least 12 hours, and clean, prior to placement of the mixture.

As an option, the contractor will be allowed to use a heated drier, at no additional cost to the Department, to expedite the drying of the pavement. No mix will be placed in areas of standing water or areas that show evidence of moisture or dampness. The use of a heated drier will be stopped if the pavement shows signs of damaged.

Control Charts/Limits.

Add the following to Control Limits table in Article 1030.04(d)(4) of the Standard Specifications:

Parameter	Individual Test	Moving Average
% Passing		
No. 16 (1.18 mm)	± 4%	± 3%
No. 200 (75 µm)	± 1.5%	± 1.0%
Asphalt Binder Content	± 0.3%	± 0.2%
Air Voids	± 1.2% (of design)	± 1.0% (of design)
No. 200 (75 µm)	± 1.5%	± 1.0%

RECLAIMED ASPHALT PAVEMENT (RAP) (D-1)

Effective: November 1, 2012
 Revise: January 2, 2013

Revise Section 1031 of the Standard Specifications to read:

“SECTION 1031. RECLAIMED ASPHALT PAVEMENT AND RECLAIMED ASPHALT SHINGLES

1031.01 Description. Reclaimed asphalt pavement and reclaimed asphalt shingles shall be according to the following.

- (a) Reclaimed Asphalt Pavement (RAP). RAP is the material resulting by cold milling or crushing an existing hot-mix asphalt (HMA) pavement. RAP will be considered processed FRAP after completion of both crushing and screening to size. The Contractor shall supply written documentation that the RAP originated from routes or airfields under federal, state, or local agency jurisdiction.
- (b) Reclaimed Asphalt Shingles (RAS). Reclaimed asphalt shingles (RAS). RAS is from the processing and grinding of preconsumer or post-consumer shingles. RAS shall be a clean and uniform material with a maximum of 0.5 percent unacceptable material, as defined in Bureau of Materials and Physical Research Policy Memorandum “Reclaimed Asphalt Shingle (RAS) Sources”, by weight of RAS. All RAS used shall come from a Bureau of Materials and Physical Research approved processing facility where it shall be ground and processed to 100 percent passing the 3/8 in. (9.5 mm) sieve and 90 percent passing the #4 (4.75 mm) sieve . RAS shall meet the testing requirements specified herein. In addition, RAS shall meet the following Type 1 or Type 2 requirements.
 - (1) Type 1. Type 1 RAS shall be processed, preconsumer asphalt shingles salvaged from the manufacture of residential asphalt roofing shingles.
 - (2) Type 2. Type 2 RAS shall be processed post-consumer shingles only, salvaged from residential, or four unit or less dwellings not subject to the National Emission Standards for Hazardous Air Pollutants (NESHAP).

1031.02 Stockpiles. RAP and RAS stockpiles shall be according to the following.

(a) RAP Stockpiles. The Contractor shall construct individual, sealed RAP stockpiles meeting one of the following definitions. No additional RAP shall be added to the pile after the pile has been sealed. Stockpiles shall be sufficiently separated to prevent intermingling at the base. All stockpiles (including unprocessed RAP and Processed FRAP) shall be identified by signs indicating the type as listed below (i.e. "Non- Quality, FRAP -#4 or Type 2 RAS", etc...).

- (1) Fractionated RAP (FRAP). FRAP shall consist of RAP from Class I, Superpave HMA (High and Low ESAL) or equivalent mixtures. The coarse aggregate in FRAP shall be crushed aggregate and may represent more than one aggregate type and/or quality but shall be at least C quality. All FRAP shall be processed prior to testing sized into fractions with the separation occurring on or between the #4 (4.75 mm) and 1/2 in. (12.5 mm) sieves. Agglomerations shall be minimized such that 100 percent of the RAP in the coarse fraction shall pass the maximum sieve size specified for the mix the RAP will be used in.
- (2) Restricted FRAP (B quality) stockpiles shall consist of RAP from Class I, Superpave (High ESAL), or HMA (High ESAL). If approved by the Engineer, the aggregate from a maximum 3.0 inch single combined pass of surface/binder milling will be classified as B quality. All millings from this application will be processed into FRAP as described previously.
- (3) Conglomerate. Conglomerate RAP stockpiles shall consist of RAP from Class I, Superpave HMA (High and Low ESAL) or equivalent mixtures. The coarse aggregate in this RAP shall be crushed aggregate and may represent more than one aggregate type and/or quality but shall be at least C quality. This RAP may have an inconsistent gradation and/or asphalt binder content prior to processing. All conglomerate RAP shall be processed (FRAP) prior to testing. Conglomerate RAP stockpiles shall not contain steel slag or other expansive material as determined by the Department.
- (4) Conglomerate "D" Quality (DQ). Conglomerate DQ RAP stockpiles shall consist of RAP from HMA shoulders, bituminous stabilized subbases or Superpave (Low ESAL)/HMA (Low ESAL) IL-19.0L binder mixture. The coarse aggregate in this RAP may be crushed or round but shall be at least D quality. This RAP may have an inconsistent gradation and/or asphalt binder content. Conglomerate DQ RAP stockpiles shall not contain steel slag or other expansive material as determined by the Department.
- (5) Non-Quality. RAP stockpiles that do not meet the requirements of the stockpile categories listed above shall be classified as "Non-Quality".

RAP/FRAP containing contaminants, such as earth, brick, sand, concrete, sheet asphalt, bituminous surface treatment (i.e. chip seal), pavement fabric, joint sealants, plant cleanout etc., will be unacceptable unless the contaminants are

removed to the satisfaction of the Engineer. Sheet asphalt shall be stockpiled separately.

- (b) RAS Stockpiles. The Contractor shall construct individual, sealed RAS stockpiles meeting one of the following definitions. No additional RAS shall be added to the pile after the pile has been sealed. Type 1 and Type 2 RAS shall be stockpiled separately and shall be sufficiently separated to prevent intermingling at the base. Each stockpile shall be signed indicating what type of RAS is present.

However, a RAS source may submit a written request to the Department for approval to blend mechanically a specified ratio of type 1 RAS with type 2 RAS. The source will not be permitted to change the ratio of the blend without the Department prior written approval. The Engineer's written approval will be required, to mechanically blend RAS with any fine aggregate produced under the AGCS, up to an equal weight of RAS, to improve workability. The fine aggregate shall be "B Quality" or better from an approved Aggregate Gradation Control System source. The fine aggregate shall be one that is approved for use in the HMA mixture and accounted for in the mix design and during HMA production.

Records identifying the shingle processing facility supplying the RAS, RAS type and lot number shall be maintained by project contract number and kept for a minimum of three years.

1031.03 Testing. RAP/FRAP and RAS testing shall be according to the following.

- (a) RAP/FRAP Testing. When used in HMA, the RAP/FRAP shall be sampled and tested either during processing or after stockpiling.

(1) During Stockpiling. For testing during stockpiling, washed extraction samples shall be run at the minimum frequency of one sample per 500 tons (450 metric tons) for the first 2000 tons (1800 metric tons) and one sample per 2000 tons (1800 metric tons) thereafter. A minimum of five tests shall be required for stockpiles less than 4000 tons (3600 metric tons).

(2) After Stockpiling. For testing after stockpiling, the Contractor shall submit a plan for approval to the District proposing a satisfactory method of sampling and testing the RAP/FRAP pile either in-situ or by restockpiling. The sampling plan shall meet the minimum frequency required above and detail the procedure used to obtain representative samples throughout the pile for testing.

Before extraction, each field sample whether RAP or FRAP, shall be split to obtain two samples of test sample size. One of the two test samples from the final split shall be labeled and stored for Department use. The Contractor shall extract the other test sample according to Department procedure. The Engineer reserves the right to test any sample (split or Department-taken) to verify Contractor test results.

(b) RAS Testing. RAS shall be sampled and tested either during or after stockpiling.

During stockpiling, washed extraction, and testing for unacceptable materials shall be run at the minimum frequency of one sample per 200 tons (180 metric tons) for the first 1000 tons (900 metric tons) and one sample per 1000 tons (900 metric tons) thereafter. A minimum of five samples are required for stockpiles less than 1000 tons (900 metric tons). Once a ≤ 1000 ton (900 metric ton), five-sample/test stockpile has been established it shall be sealed. Additional incoming RAS shall be stockpiled in a separate working pile as designated in the Quality Control plan and only added to the sealed stockpile when the test results of the working pile are complete and are found to meet the tolerances specified herein for the original sealed RAS stockpile.

Before extraction, each field sample shall be split to obtain two samples of test sample size. One of the two test samples from the final split shall be labeled and stored for Department use. The Contractor shall extract the other test sample according to Department procedures. The Engineer reserves the right to test any sample (split or Department-taken) to verify Contractor test results.

1031.04 Evaluation of Tests. Evaluation of tests results shall be according to the following.

(a) Evaluation of RAP/FRAP Test Results. All of the extraction results shall be compiled and averaged for asphalt binder content and gradation and, when applicable (for slag) G_{mm} . Individual extraction test results, when compared to the averages, will be accepted if within the tolerances listed below.

Parameter	RAP or FRAP	Conglomerate "D" Quality RAP
1 in. (25 mm)		$\pm 5 \%$
1/2 in. (12.5 mm)	$\pm 8 \%$	$\pm 15 \%$
No. 4 (4.75 mm)	$\pm 6 \%$	$\pm 13 \%$
No. 8 (2.36 mm)	$\pm 5 \%$	
No. 16 (1.18 mm)		$\pm 15 \%$
No. 30 (600 μm)	$\pm 5 \%$	
No. 200 (75 μm)	$\pm 2.0 \%$	$\pm 4.0 \%$
Asphalt Binder	$\pm 0.4 \%$ ^{1/}	$\pm 0.5 \%$
G_{mm}	± 0.03 ^{2/}	

1/ The tolerance for FRAP shall be $\pm 0.3 \%$.

2/ For slag and steel slag

If more than 20 percent of the individual sieves and/or asphalt binder content tests are out of the above tolerances, the RAP/FRAP shall not be used in HMA unless the RAP/FRAP representing the failing tests is removed from the

stockpile. All test data and acceptance ranges shall be sent to the District for evaluation.

With the approval of the Engineer, the ignition oven may be substituted for extractions according to the Illinois Test Procedure, "Calibration of the Ignition Oven for the Purpose of Characterizing Reclaimed Asphalt Pavement (RAP)".

- (b) Evaluation of RAS Test Results. All of the test results, with the exception of percent unacceptable materials, shall be compiled and averaged for asphalt binder content and gradation. Individual test results, when compared to the averages, will be accepted if within the tolerances listed below.

Parameter	RAS
No. 8 (2.36 mm)	± 5 %
No. 16 (1.18 mm)	± 5 %
No. 30 (600 µm)	± 4 %
No. 200 (75 µm)	± 2.0 %
Asphalt Binder Content	± 1.5 %

If more than 20 percent of the individual sieves and/or asphalt binder content tests are out of the above tolerances, the RAS shall not be used in Department projects unless the RAS, RAP or FRAP representing the failing tests is removed from the stockpile. All test data and acceptance ranges shall be sent to the District for evaluation.

1031.05 Quality Designation of Aggregate in RAP/FRAP.

- (a) RAP. The aggregate quality of the RAP for homogenous, conglomerate, and conglomerate "D" quality stockpiles shall be set by the lowest quality of coarse aggregate in the RAP stockpile and are designated as follows.
- (1) RAP from Class I, Superpave (High ESAL)/HMA (High ESAL), or (Low ESAL) IL-9.5L surface mixtures are designated as containing Class B quality coarse aggregate.
 - (2) RAP from Superpave (High ESAL)/HMA (Low ESAL) IL-19.0L binder mixture is designated as Class D quality coarse aggregate.
 - (3) RAP from Class I, Superpave (High ESAL)/HMA (High ESAL) binder mixtures, bituminous base course mixtures, and bituminous base course widening mixtures are designated as containing Class C quality coarse aggregate.
 - (4) RAP from bituminous stabilized subbase and BAM shoulders are designated as containing Class D quality coarse aggregate.
- (b) FRAP. If the Engineer has documentation of the quality of the FRAP aggregate, the Contractor shall use the assigned quality provided by the Engineer.

If the quality is not known, the quality shall be determined as follows. Fractionated RAP stockpiles containing plus #4 (4.75 mm) sieve coarse aggregate shall have a maximum tonnage of 5,000 tons (4,500 metric tons). The Contractor shall obtain a representative sample witnessed by the Engineer. The sample shall be a minimum of 50 lb (25 kg). The sample shall be extracted according to Illinois Modified AASHTO T 164 by a consultant prequalified by the Department for the specified testing. The consultant shall submit the test results along with the recovered aggregate to the District Office. The cost for this testing shall be paid by the Contractor. The District will forward the sample to the BMPR Aggregate Lab for MicroDeval Testing, according to Illinois Modified AASHTO T 327. A maximum loss of 15.0 percent will be applied for all HMA applications. The fine aggregate portion of the fractionated RAP shall not be used in any HMA mixtures that require a minimum of "B" quality aggregate or better, until the coarse aggregate fraction has been determined to be acceptable thru a MicroDeval Testing.

1031.06 Use of RAS, RAP or FRAP in HMA. The use of RAS, RAP or FRAP shall be a Contractor's option when constructing HMA in all contracts.

(a) RAP/FRAP. The use of RAP/FRAP in HMA shall be as follows.

- (1) Coarse Aggregate Size (after extraction). The coarse aggregate in all RAP shall be equal to or less than the nominal maximum size requirement for the HMA mixture to be produced.
- (2) Steel Slag Stockpiles. RAP/FRAP stockpiles containing steel slag or other expansive material, as determined by the Department, shall be homogeneous and will be approved for use in HMA (High ESAL and Low ESAL) mixtures regardless of lift or mix type.
- (3) Use in HMA Surface Mixtures (High and Low ESAL). RAP/FRAP stockpiles for use in HMA surface mixtures (High and Low ESAL) shall have coarse aggregate that is Class B quality or better. RAP/FRAP shall be considered equivalent to limestone for frictional considerations unless produced/screened to minus 3/8 inch.
- (4) Use in HMA Binder Mixtures (High and Low ESAL), HMA Base Course, and HMA Base Course Widening. RAP/FRAP stockpiles for use in HMA binder mixtures (High and Low ESAL), HMA base course, and HMA base course widening shall be FRAP in which the coarse aggregate is Class C quality or better.
- (5) Use in Shoulders and Subbase. RAP/FRAP stockpiles for use in HMA shoulders and stabilized subbase (HMA) shall be RAP, Restricted FRAP, conglomerate, or conglomerate DQ.

(b) RAS. RAS meeting Type 1 or Type 2 requirements will be permitted in all HMA applications as specified herein.

- (c) RAP/FRAP and/or RAS Usage Limits. Type 1 or Type 2 RAS may be used alone or in conjunction with RAP or FRAP in HMA mixtures up to a maximum of 5.0% by weight of the total mix.

When the Contractor chooses the RAP option, the percentage of the percentage of virgin asphalt binder replaced by the asphalt binder from the RAP shall not exceed the percentages indicated in the table below for a given N Design:

Max Asphalt Binder Replacement RAP Only
 Table 1

HMA Mixtures ^{1/, 2/}	Maximum % Asphalt Binder replacement (ABR)		
	Binder/Leveling Binder	Surface	Polymer Modified
30L	25	15	10
50	25	15	10
70	15	10	10
90	10	10	10
105	10	10	10
4.75 mm N-50			15
SMA N-80			10

- 1/ For HMA "All Other" (shoulder and stabilized subbase) N-30, the percent asphalt binder replacement shall not exceed 50% of the total asphalt binder in the mixture.
- 2/ When the asphalt binder replacement exceeds 15 percent, the high and low virgin asphalt binder grades shall each be reduced by one grade (i.e. 25 percent binder replacement would require a virgin asphalt binder grade of PG64-22 to be reduced to a PG58-28). When constructing full depth HMA and the ABR is less than 15 percent, the required virgin asphalt binder grade shall be PG64-28.

When the Contractor chooses either the RAS or FRAP option, the percent binder replacement shall not exceed the amounts indicated in the tables below for a given N Design.

Max Asphalt Binder Replacement RAS or FRAP
 Table 2

HMA Mixtures ^{1/, 2/}	Maximum % ABR		
	Ndesign	Binder/Leveling Binder	Surface
30L	35	30	15
50	30	25	15
70	30	20	15
90	20	15	15
105	20	15	15
4.75 mm N-50			25
SMA N-80			15

1/ For HMA "All Other" (shoulder and stabilized subbase) N-30, the percent

asphalt binder replacement shall not exceed 50% of the total asphalt binder in the mixture.

2/ When the asphalt binder replacement exceeds 15 percent for all mixes, except for SMA and IL-4.75, the high and low virgin asphalt binder grades shall each be reduced by one grade (i.e. 25 percent binder replacement will require a virgin asphalt binder grade of PG64-22 to be reduced to a PG58-28). When constructing full depth HMA and the ABR is less than 15 percent, the required virgin asphalt binder grade shall be PG64-28.

3/ When the ABR for SMA is 15 percent or less, the required virgin asphalt binder grade shall be SBS PG76-22.

4/ When the ABR for IL-4.75 mix is 15 percent or less, the required virgin asphalt binder grade shall be SBS PG76-22. When the ABR for the IL-4.75 mix exceeds 15 percent, the virgin asphalt binder grade shall be SBS PG70-28.

When the Contractor chooses the RAS with FRAP combination, the percent asphalt binder replacement shall split equally between the RAS and the FRAP, and the total replacement shall not exceed the amounts indicated in the tables below for a given N Design.

Max Asphalt Binder Replacement RAS and FRAP Combination
 Table 3

HMA Mixtures ^{1/, 2/}	Maximum % ABR		
	Binder/Leveling Binder	Surface	Polymer Modified ^{3/, 4/}
30L	50	40	30
50	40	35	30
70	40	30	30
90	40	30	30
105	40	30	30
4.75 mm N-50			40
SMA N-80			30

1/ For HMA "All Other" (shoulder and stabilized subbase) N-30, the percent asphalt binder replacement shall not exceed 50% of the total asphalt binder in the mixture.

2/ When the binder replacement exceeds 15 percent for all mixes, except for SMA and IL-4.75, the high and low virgin asphalt binder grades shall each be reduced by one grade (i.e. 25 percent binder replacement will require a virgin asphalt binder grade of PG64-22 to be reduced to a PG58-28).

3/ When the ABR for SMA is 15 percent or less, the required virgin asphalt binder shall be SBS PG76-22. When the ABR for SMA exceeds 15%, the virgin asphalt binder grade shall be SBS PG70-28.

4/ When the ABR for IL-4.75 mix is 15 percent or less, the required virgin asphalt binder grade shall be SBS PG76-22. When the ABR for the IL-4.75 mix exceeds 15 percent, the virgin asphalt binder grade shall be SBS PG70-28.

1031.07 HMA Mix Designs. At the Contractor's option, HMA mixtures may be constructed utilizing RAP/FRAP and/or RAS material meeting the above detailed requirements.

All HMA mixtures will be required to be tested, prior to submittal for Department verification, according to Illinois Modified AASHTO T324 (Hamburg Wheel) and shall meet the following requirements:

Asphalt Binder Grade	# Repetitions	Max Rut Depth (mm)
PG76-XX	20,000	12.5
PG70-XX	20,000	12.5
PG64-XX	10,000	12.5
PG58-XX	10,000	12.5
PG52-XX	10,000	12.5
PG46-XX	10,000	12.5

Note: For SMA Designs (N-80) the maximum rut depth is 6.0 mm at 20,000 repetitions.
 For IL 4.75 mm Designs (N-50) the maximum rut depth is 9.0 mm at 15,000 repetitions.

1031.08 HMA Production. All HMA mixtures shall be sampled within the first 500 tons (450 metric tons) on the first day of production or during start up with a split reserved for the Department. The mix sample shall be tested according to the Illinois Modified AASHTO T 324 and shall meet the requirements specified herein. Mix production shall not exceed 1500 tons (1350 metric tons) or one day's production, whichever comes first, until the testing is completed and the mixture is found to be in conformance. The requirement to cease mix production may be waived if the plant produced mixture demonstrates conformance prior to start of mix production for a contract.

To remove or reduce agglomerated material, a scalping screen, gator, crushing unit, or comparable sizing device approved by the Engineer shall be used in the RAS, RAP and FRAP feed system to remove or reduce oversized material. If material passing the sizing device adversely affects the mix production or quality of the mix, the sizing device shall be set at a size specified by the Engineer.

If the RAS, RAP and FRAP control tolerances or QC/QA test results require corrective action, the Contractor shall cease production of the mixture containing RAS, RAP or FRAP and either switch to the virgin aggregate design or submit a new RAS, RAP or FRAP design.

- (a) RAP/FRAP. The coarse aggregate in all RAP/FRAP used shall be equal to or less than the maximum size requirement for the HMA mixture being produced.
- (b) RAS. RAS shall be incorporated into the HMA mixture either by a separate weight depletion system or by using the RAP weigh belt. Either feed system shall be interlocked with the aggregate feed or weigh system to maintain correct proportions for all rates of production and batch sizes. The portion of RAS shall be controlled accurately to within ± 0.5 percent of the amount of RAS utilized. When using the weight depletion system, flow indicators or sensing devices shall be provided and interlocked with the plant controls such that the mixture production is halted when RAS flow is interrupted.
- (c) RAS, RAP and FRAP. HMA plants utilizing RAS, RAP and FRAP shall be capable of automatically recording and printing the following information.

(1) Dryer Drum Plants.

- a. Date, month, year, and time to the nearest minute for each print.
- b. HMA mix number assigned by the Department.
- c. Accumulated weight of dry aggregate (combined or individual) in tons (metric tons) to the nearest 0.1 ton (0.1 metric ton).
- d. Accumulated dry weight of RAS, RAP and FRAP in tons (metric tons) to the nearest 0.1 ton (0.1 metric ton).
- e. Accumulated mineral filler in revolutions, tons (metric tons), etc. to the nearest 0.1 unit.
- f. Accumulated asphalt binder in gallons (liters), tons (metric tons), etc. to the nearest 0.1 unit.
- g. Residual asphalt binder in the RAS, RAP and FRAP material as a percent of the total mix to the nearest 0.1 percent.
- h. Aggregate RAS, RAP and FRAP moisture compensators in percent as set on the control panel. (Required when accumulated or individual aggregate and RAS, RAP and FRAP are printed in wet condition.)
- i. When producing mixtures with FRAP and/or RAS, a positive dust control system shall be utilized.
- j. Accumulated mixture tonnage.
- k. Dust Removed (accumulated to the nearest 0.1 ton)

(2) Batch Plants.

- a. Date, month, year, and time to the nearest minute for each print.
- b. HMA mix number assigned by the Department.
- c. Individual virgin aggregate hot bin batch weights to the nearest pound (kilogram).
- d. Mineral filler weight to the nearest pound (kilogram).
- f. RAS, RAP and FRAP weight to the nearest pound (kilogram).
- g. Virgin asphalt binder weight to the nearest pound (kilogram).

- h. Residual asphalt binder in the RAS, RAP and FRAP material as a percent of the total mix to the nearest 0.1 percent.

The printouts shall be maintained in a file at the plant for a minimum of one year or as directed by the Engineer and shall be made available upon request. The printing system will be inspected by the Engineer prior to production and verified at the beginning of each construction season thereafter.

1031.09 RAP in Aggregate Surface Course and Aggregate Shoulders. The use of

RAP or FRAP in aggregate surface course and aggregate shoulders shall be as follows.

- (a) Stockpiles and Testing. RAP stockpiles may be any of those listed in Article 1031.02, except "Non-Quality" and "FRAP". The testing requirements of Article 1031.03 shall not apply.
- (b) Gradation. One hundred percent of the RAP material shall pass the 1 1/2 in. (37.5mm) sieve. The RAP material shall be reasonably well graded from coarse to fine. RAP material that is gap-graded, FRAP, or single sized will not be accepted for use as Aggregate Surface Course and Aggregate Shoulders."

DRAINAGE CONTROL STRUCTURE

Description: This work shall consist of constructing drainage control structures in accordance with plan details and applicable portions of Section 602 of the Standard Specifications for Road and Bridge Construction.

Basis of Payment: This work will be paid for at the contract unit price per each for DRAINAGE CONTROL STRUCTURE, which includes the manhole structure and appurtenances as well as the specified frames and grates.

WATERTIGHT DRAINAGE STRUCTURES

In addition to the requirements of Section 602 of the Standard Specifications inlets and manholes specified to be watertight shall be in accordance with the following:

The work shall be completed in accordance with the Standard Specifications for Water and Sewer Construction in Illinois, Illinois Department of Transportation Standard Specifications for Road and Bridge Construction (Roadway Specifications), current edition, and these Special Provisions. Where conflicting specifications are found, the Special Provisions shall be used.

References.

American Concrete Institute:

ACI 318-Building Code Requirements for Structural Concrete.

ACI 530-530.1-Building Code Requirements for Masonry Structures and Specifications for Masonry Structures.

ASTM International:

ASTM C443 - Standard Specification for Joints for Circular Concrete Sewer and Culvert Pipe, Using Rubber Gaskets.

ASTM C478-Standard Specification for Precast Reinforced Concrete Manhole Section.

ASTM C497-Standard Test Methods for Concrete Pipe, Manhole Sections, or Tile.

ASTM C564 - Standard Specification for Rubber Gaskets for Cast Iron Soil Pipe and Fittings.

ASTM C913-Standard Specification for Precast Concrete Water and Wastewater Structures.

ASTM C923-Standard Specification for Resilient Connectors Between Reinforced Concrete Manhole Structures, Pipes and Laterals.

ASTM C1244-Standard Test Method for Concrete Sewer Manholes by the Negative Air Pressure (Vacuum) Test.

ASTM F477-Standard Specification for Elastomeric Seals (Gaskets) for Joining Plastic Pipe.

Design Requirements – Manholes and Structures.

Design of Joints for Precast Components: In accordance with ASTM C913; maximum leakage of 0.025 gallons per hour per foot of joint at 3 feet of head.

Products.

MANHOLES AND STRUCTURES

- A. Manhole and Structure Sections: Reinforced precast concrete in accordance with ASTM C478 with gaskets in accordance with ASTM C443.
1. Joints for Precast Manholes and Structures: In accordance with ASTM C913; maximum leakage of 0.025 gallons per hour per foot of joint at 3 feet of head.
 2. Joints shall be tongue-and-groove type.
 3. Foundation Slab: Precast concrete poured monolithically with manhole barrel section.
 4. Flat Top Slab: Provide as vertical depth requires. Shall

have a two foot diameter opening.

ACCESSORIES

- A. Inlet and Manhole External Sealing Bands: In accordance with ASTM C877; Type II; plastic film and mesh reinforced bands.
- B. Inlet/Manhole, Pipe to Inlet/Manhole Connector: In accordance with ASTM C923; flexible, rubber compression type connectors; cast into the manhole section.
- C. Inlet/Manhole, Pipe to Inlet/Manhole Connector for, Field Created Openings or Dog House Style Manholes: Provide a rubber water stop grouting ring, steel clamping bands for attaching ring to pipe. Non-shrink grout shall be placed around the entire water stop in order to form a water tight seal around manhole opening.
- D. Inlet/Manhole and Structure Joint Sealants:
 - 1. Preformed Joint Sealants: In accordance with ASTM C990
 - 2. Elastomeric Joint Sealants: In accordance with ASTM C920

INLETS AND MANHOLES

Inlets and manholes shall be constructed in accordance with applicable portions of Article 602 of the Roadway Specifications, these Special Provisions and the details in the Plans. The bottom slabs of sanitary sewer manholes shall be cast monolithically with the first section of the manhole. Prior to fabrication of the manholes, the Contractor shall field verify the size, type, location, and elevations of all pipes that will enter or exit the inlet/manhole.

TESTING

Upon completion of work to construct new inlets/manholes, these inlets/manholes shall be tested per the requirements of the Standard Specifications for Water and Sewer Main Construction in Illinois, current edition. No additional compensation will be allowed for testing.

HOT-MIX SURFACE REMOVAL, VARIABLE DEPTH

Description: This work shall consist of variable depth removal of hot-mix asphalt surface to provide the depth required to place the final surface course according to plan details, and applicable portions of Section 440 of the Standard Specifications.

Method of Measurement: Hot-Mix Asphalt Surface Removal will be measured in place and the area computed in square yards.

Basis of Payment: This work will be paid for at the contract unit price per square yard for HOT-MIX ASPHALT SURFACE REMOVAL, VARIABLE DEPTH.

DUCTILE IRON WATER MAIN 12"

Description: This work shall consist of constructing a water main according to Section 561 of the Standard Specifications and plan details.

Materials: Ductile Iron meeting the requirements shown in the plan details.

General: According to plan details and Article 561.03 of the Standard Specifications.

Method of Measurement: According to Article 561.04 OF THE Standard Specifications.

Basis of Payment: This work will be paid for at the contract unit price per foot for DUCTILE IRON WATER MAIN 12".

WATER SERVICE LINE 1"

Description: This work shall consist of constructing a water main according to Section 562 of the Standard Specifications and plan details.

Materials: Type "K" Copper meeting the requirements shown in the plan details.

General: According to plan details and Article 562.03 of the Standard Specifications.

Method of Measurement: According to Article 562.04 OF THE Standard Specifications.

Basis of Payment: This work will be paid for at the contract unit price per foot for WATER SERVICE LINE 1".

FIRE HYDRANTS

Description: This work shall consist of installing new fire hydrants in accordance with plan details.

Basis of Payment: This work will be paid for at the contract unit price per each for FIRE HYDRANTS which includes all excavation, backfilling, fittings, valves,

valve boxes, thrust blocks, and all appurtenances necessary to construct the fire hydrant.

FIRE HYDRANTS TO BE REMOVED

Description: This work shall consist of removing existing fire hydrants in accordance with plan details.

Basis of Payment: This work will be paid for at the contract unit price per each for FIRE HYDRANTS TO BE REMOVED which includes all excavation, backfilling, and removal of all fittings, valves and valve boxes.

WATER VALVES TO BE ADJUSTED

Description: This work shall consist of adjusting existing water valves boxes to the proposed grade.

Basis of Payment: This work will be paid for at the contract unit price per each for VALVE BOXES TO BE ADJUSTED.

If the existing valve boxes do not have enough adjustment available to meet the proposed grade the Contractor furnish and install an extension on the operating nut which meets the requirements shown in the plan details for a new valve box installation and the work will be paid for according to Article 109.04.

WATER MAIN REMOVAL

Description: This work shall consist of removal and disposal of abandoned water main pipe of all diameters including all fittings and appurtenances.

Removal: Excavation of trenches shall be performed according to applicable requirements of Article 550.04. Backfill of Trenches shall be performed according to the applicable requirements of Article 550.07.

Disposal: All material shall be disposed of according to Article 202.03

Method of Measurement: This work will be measured for payment in feet. The length measured will include stops fittings and valves.

Basis of Payment: This work will be paid for at the contract unit price per foot for WATER MAIN REMOVAL.

DUST CONTROL WATERING

Description: This work shall consist of the exclusive control of dust resulting from construction operations and is not intended for use in the compaction of earth embankments, as specified under Article 205.06 of the Standard Specifications.

Dust shall be controlled by the uniform application of sprinkled water and shall be applied only when directed by the Engineer and in accordance with the Illinois Urban Manual Code 825 as shown in the plans.

All equipment used for this work shall meet with the Engineer's approval and shall be equipped with adequate measuring devices for metering the exact amount of water discharged. All water used shall be properly documented by ticket or other approved means.

Method of Measurement: This work will be measured in units of gallons of water applied. One unit will be equivalent to 1000 gallons of water applied.

Basis of Payment: This work will be paid for at the contract unit price per unit for DUST CONTROL WATERING, which price shall be payment in full for furnishing all equipment, labor and water for controlling dust as herein specified.

MULCHING

Description: This work shall be done in accordance with the Illinois Urban Manual Code 875 as shown in the plans.

Materials: The material for MULCHING shall meet the requirements of the Illinois Urban Manual Code 875, Organic Mulches – Straw. The material for Mulch Anchoring shall meet the requirements of the Illinois Urban Manual Code 875, Mulch Anchoring – Liquid Mulch Binders - Asphalt.

Method of Measurement: This work will be measured in units of acre.

Basis of Payment: This work shall be paid for at the contract unit price per acre for MULCH, METHOD 2, which includes the cost of anchoring the mulch.

COARSE AGGREGATE FOR BACKFILL, TRENCH BACKFILL AND BEDDING (D-1)

Effective: November 1, 2011

This work shall be according to Section 1004.05 of the Standard Specifications

except for the following:

"Reclaimed Asphalt Pavement (RAP) may be blended with gravel, crushed gravel, crushed stone, crushed concrete, crushed slag, chats, crushed sand stone or wet bottom boiler slag. The RAP materials shall be crushed and screened. Unprocessed RAP grindings will not be permitted. The RAP shall be uniformly graded and shall pass the 1.0 in. (25 mm) screen. When RAP is blended with any the coarse aggregate listed above, the blending shall be done mechanically with calibrated feeders. The feeders shall have an accuracy of ± 2.0 percent of the actual quantity of material delivered. The final blended product shall not contain more than 40 percent by weight RAP.

The coarse aggregate listed above shall meet CA 6 and CA 10 gradations prior to being blended with the processed and uniformly graded RAP.

DRAINAGE AND INLET PROTECTION UNDER TRAFFIC (DISTRICT 1)

Effective: April 1, 2011
 Revised: April 2, 2011

Add the following to Article 603.02 of the Standard Specifications:

- “(i) Temporary Hot-Mix Asphalt (HMA) Ramp (Note 1)..... 1030
- “(j) Temporary Rubber Ramps (Note 2)

Note 1. The HMA shall have maximum aggregate size of 3/8 in. (95 mm).

Note 2. The rubber material shall be according to the following.

Property	Test Method	Requirement
Durometer Hardness, Shore A	ASTM D 2240	75 ±15
Tensile Strength, psi (kPa)	ASTM D 412	300 (2000) min
Elongation, percent	ASTM D 412	90 min
Specific Gravity	ASTM D 792	1.0 - 1.3
Brittleness, °F (°C)	ASTM D 746	-40 (-40)°

Revise Article 603.07 of the Standard Specifications to read:

“603.07 Protection Under Traffic. After the casting has been adjusted and the Class PP concrete has been placed, the work shall be protected by a barricade and two lights according to Article 701.17(e)(3)b.

When castings are under traffic before the final surfacing operation has been started, properly sized temporary ramps shall be placed around the drainage and/or utility castings according to the following methods.

- (a) Temporary Asphalt Ramps. Temporary hot-mix asphalt ramps shall be placed around the casting, flush with its surface and decreasing to a featheredge in a distance of 2 ft (600 mm) around the entire surface of the casting.
- (b) Temporary Rubber Ramps. Temporary rubber ramps shall only be used on roadways with permanent posted speeds of 40 mph or less and when the height of the casting to be protected meets the proper sizing requirements for the rubber ramps as shown below.

Dimension	Requirement
Inside Opening	Outside dimensions of casting + 1 in. (25 mm)
Thickness at inside edge	Height of casting \pm 1/4 in. (6 mm)
Thickness at outside edge	1/4 in. (6 mm) max.
Width, measured from inside opening to outside edge	8 1/2 in. (215 mm) min

Placement shall be according to the manufacturer's specifications.

Temporary ramps for castings shall remain in place until surfacing operations are undertaken within the immediate area of the structure. Prior to placing the surface course, the temporary ramp shall be removed. Excess material shall be disposed of according to Article 202.03."

BITUMINOUS PRIME COAT FOR HOT-MIX ASPHALT PAVEMENT (FULL DEPTH) (D-1)

Effective: May 1, 2007

Revise Article 407.06(b) of the Standard Specifications to read:

"A bituminous prime coat shall be applied between each lift of HMA according to Article 406.05(b) at a rate of 0.02 to 0.05 gal/sq yd (0.1 to 0.2 L/sq m), the exact rate to be determined by the Engineer."

Revise the second paragraph of Article 407.12 of the Standard Specifications to read:

"Prime Coat will be paid for at the contract unit price per gallon (liter) or per ton (metric ton) for BITUMINOUS MATERIALS (PRIME COAT)."

ADJUSTMENTS AND RECONSTRUCTIONS

Effective: March 15, 2011

Revise the first paragraph of Article 602.04 to read:

"602.04 Concrete. Cast-in-place concrete for structures shall be constructed of Class SI concrete according to the applicable portions of Section

503. Cast-in-place concrete for pavement patching around adjustments and reconstructions shall be constructed of Class PP-1 concrete, unless otherwise noted in the plans, according to the applicable portions of Section 1020.”

Revise the third, fourth and fifth sentences of the second paragraph of Article 602.11(c) to read:

“Castings shall be set to the finished pavement elevation so that no subsequent adjustment will be necessary, and the space around the casting shall be filled with Class PP-1 concrete, unless otherwise noted in the plans, to the elevation of the surface of the base course or binder course. HMA surface or binder course material shall not be allowed. The pavement may be opened to traffic according to Article 701.17(e)(3)b.”

Revise Article 603.05 to read:

“603.05 Replacement of Existing Flexible Pavement. After the castings have been adjusted, the surrounding space shall be filled with Class PP-1 concrete, unless otherwise noted in the plans, to the elevation of the surface of the base course or binder course. HMA surface or binder course material shall not be allowed. The pavement may be opened to traffic according to Article 701.17(e)(3)b.”

Revise Article 603.06 to read:

“603.06 Replacement of Existing Rigid Pavement. After the castings have been adjusted, the pavement and HMA that was removed, shall be replaced with Class PP-1 concrete, unless otherwise noted in the plans, not less than 9 in. (225 mm) thick. The pavement may be opened to traffic according to Article 701.17(e)(3)b.”

The surface of the Class PP concrete shall be constructed flush with the adjacent surface.”

Revise the first sentence of Article 603.07 to read:

“603.07 Protection Under Traffic. After the casting has been adjusted and the Class PP concrete has been placed, the work shall be protected by a barricade and two lights according to Article 701.17(e)(3)b.”

EMBANKMENT II

Effective: March 1, 2011

Description: This work shall be according to Section 205 of the Standard Specifications except for the following.

Material: Reclaimed asphalt shall not be used within the ground water table or as a fill if ground water is present.

CONSTRUCTION REQUIREMENTS

Samples: Embankment material shall be sampled and tested before use. The contractor shall identify embankment sources, and provide equipment as the Engineer requires, for the collection of samples from those sources. Samples will be furnished to the Geotechnical Engineer a minimum of three weeks prior to use in order that laboratory tests for compaction can be performed. Embankment material placement cannot begin until tests are completed.

Placing Material: In addition to Article 202.03, broken concrete, reclaimed asphalt with no expansive aggregate, or uncontaminated dirt and sand generated from construction or demolition activities shall be placed in 6 inches (150 mm) lifts and disked with the underlying lift until a uniform homogenous material is formed. This process also applies to the overlaying lifts. The disk must have a minimum blade diameter of 24 inches (600 mm).

When embankments are to be constructed on hillsides or existing slopes that are steeper than 3H:1V, steps shall be keyed into the existing slope by stepping and benching as shown in the plans or as directed by the Engineer.

Compaction: Soils classification for moisture content control will be determined by the Soils Inspector using visual field examination techniques and the IDH Textural Classification Chart.

When tested for density in place each lift shall have a maximum moisture content as follows.

- a) A maximum of 110 percent of the optimum moisture for all forms of clay soils.
- b) A maximum of 105 percent of the optimum moisture for all forms of clay loam soils.

Stability: The requirement for embankment stability in article 205.04 will be measured with a Dynamic Cone Penetrometer (DCP) according to the test

method in the IDOT Geotechnical Manual. The penetration rate must be equal or less than 1.5 inches (38 mm) per blow.

Basis of Payment: This work will not be paid separately but will be considered as included in the various items of excavation.

SECTION CORNER MARKERS – PRESERVATION OF PUBLIC LAND SURVEY MONUMENTS

Description: This work shall consist of furnishing all labor, equipment, and materials for the installation of section corner and ¼ section corner markers encountered within the project limits at locations shown on the plans and as directed by the Engineer. The present marker(s) will be disturbed by the construction work under this contract. All of this work shall be in accordance with IDFPR Section 1270 Appendix A (Rules for the Perpetuation of Monuments Under the Land Survey Monuments Act) and The Land Survey Monuments Act (765 ILCS 220) Monument.

Construction Requirements: The Contractor shall obtain an Illinois Registered Land Surveyor acceptable to the Will County Department of Highways. The Surveyor shall verify with the Contractor that the existing / new tie locations will not be disturbed during construction. It shall be the responsibility of the Contractor to preserve the ties during construction. A minimum of four ties per monument shall be required. The Contractor shall immediately notify the Surveyor and the Resident Engineer of any disturbance of the ties during construction. Copies of the monument tie notes(s) shall be forwarded to the Resident Engineer prior to the start of construction.

Monuments shall be reset after the construction / landscaping is complete and there is no possibility of disturbance. The monuments shall consist of a domed 3 ¼" dia. x 1 ½" tall (stem) aluminum tablet (by Berntsen or approved equal) affixed to a 24" x 5/8" rebar. The tablet shall include a magnet and plastic insulator to prevent dissimilar metal contact and corrosion. The rebar shall be installed to allow the top of the tablet to be 3/8" below the pavement surface. The tablet shall include a punch hole at the monuments location. Drilling and or coring of the pavement may be required. All gaps between the rebar and the area between the tablet and the pavement shall be filled with a two-component epoxy adhesive, manufactured by Mark-29.9 Poly-Carb, Inc., or approved equal.

Monument records shall be filed with the Will County Recorder of Deeds prior to final payment.

Method of Measurement: This work will be measured for payment by each.

Basis of Payment: This work will be paid for at the contract unit price each for SECTION CORNER MARKERS.

IDOT TRAINING PROGRAM GRADUATE ON-THE-JOB TRAINING SPECIAL PROVISION (TPG)

Effective: August 1, 2012

In addition to the Contractor's equal employment opportunity affirmative action efforts undertaken as elsewhere required by this Contract, the Contractor is encouraged to participate in the incentive program to provide additional on-the-job training to certified graduates of IDOT's community college pre-apprenticeship programs outlined by this Special Provision.

It is the policy of IDOT to fund IDOT pre-apprenticeship training programs based at Illinois Community Colleges throughout Illinois, by Intergovernmental Agreement with the Illinois Community College Board, to provide training and skill-improvement opportunities to assure the increased participation of minority groups, disadvantaged persons and women in all phases of the highway construction industry. The intent of this IDOT Training Program Graduate (TPG) Special Provision is to place certified graduates of these IDOT funded pre-apprentice training programs on IDOT project sites when feasible, and provide the graduates with meaningful on-the-job training intended to lead to journey-level employment. IDOT and its sub-recipients, in carrying out the responsibilities of a state contract, shall determine which state funded construction contracts shall include "Training Program Graduate (TPG) Special Provisions." To benefit from the incentives to encourage the participation in the additional on-the-job training under this Training Program Graduate (TPG) Special Provision, the Contractor shall make every reasonable effort to employ certified graduates of the IDOT funded Pre-apprenticeship Training Program to the extent such persons are available within a reasonable recruitment area.

Participation pursuant to IDOT's requirements by the Contractor or subcontractor in this Training Program Graduate (TPG) Special Provision entitles the Contractor or subcontractor to be reimbursed at \$10.00 per hour for training given a certified graduate trainee on this contract. As approved by the Department, reimbursement will be made for training persons as specified herein. This reimbursement will be made even though the Contractor or subcontractor may receive additional training program funds from other sources for other trainees, provided such other source does not specifically prohibit the Contractor or subcontractor from receiving other reimbursement. For purposes of this Special Provision the Contractor is not relieved of requirements under the Illinois Prevailing Wage Act and is not eligible for other training fund reimbursements in addition to the Training Program Graduate (TPG) Special Provision reimbursement.

No payment shall be made to the Contractor if the Contractor or subcontractor fails to provide the required training. It is normally expected that a TPG will begin training on the project as soon as feasible after start of work utilizing the skill involved and remain on the project through completion of the contract, so long as training opportunities exist in his work classification or until he has completed his training program. Should the TPG's employment end in advance of the completion of the contract, the Contractor shall promptly notify the designated IDOT staff member under this Special Provision that the TPG's involvement in the contract has ended and supply a written report of the reason for the end of the involvement, the hours completed by the

TPG under the Contract and the number of hours for which the incentive payment provided under this Special Provision will be or has been claimed for the TPG.

The Contractor will provide for the maintenance of records and furnish periodic reports documenting its performance under this Special Provision.

METHOD OF MEASUREMENT: The unit of measurement is in hours.

BASIS OF PAYMENT: This work will be paid for at the contract unit price of \$10.00 per hour for TRAINEES TRAINING PROGRAM GRADUATE. The estimated total number of hours, unit price and total price have been included in the schedule of prices.

The Contractor shall provide training opportunities aimed at developing full journeyworker in the type of trade or job classification involved. The initial number of TPGs for which the incentive is available under this contract is 3. During the course of performance of the Contract the Contractor may seek approval from the Department for additional incentive eligible TPGs. In the event the Contractor subcontracts a portion of the contract work, it shall determine how many, if any, of the TPGs are to be trained by the subcontractor, provided however, that the Contractor shall retain the primary responsibility for meeting the training requirements imposed by this Special Provision. The Contractor shall also insure that this Training Program Graduate Special Provision is made applicable to such subcontract if the TPGs are to be trained by a subcontractor and that the incentive payment is passed on to each subcontractor.

For the Contractor to meet the obligations for participation in this TPG incentive program under this Special Provision, the Department has contracted by Intergovernmental Agreement with the Illinois Community College Board to provide screening, tutoring and pre-training to individuals interested in working in the applicable construction classification and has certified those students who have successfully completed the program and are eligible to be TPGs. A designated IDOT staff member, the Director of the Office of Business and Workforce Diversity (OBWD), will be responsible for providing assistance and referrals to the Contractor for the applicable TPGs. For this contract, the Director of OBWD is designated as the responsible IDOT staff member to provide the assistance and referral services related to the placement for this Special Provision. For purposes of this Contract, contacting the Director of OBWD and interviewing each candidate he/she recommends constitutes reasonable recruitment.

Prior to commencing construction, the Contractor shall submit to the Department for approval the TPGs to be trained in each selected classification. Furthermore, the Contractor shall specify the starting time for training in each of the classifications. No employee shall be employed as a TPG in any classification in which he/she has successfully completed a training course leading to journeyman status or in which he/she has been employed as a journeyman. Notwithstanding the on-the-job training purpose of this TPG Special Provision, some offsite training is permissible as long as the offsite training is an integral part of the work of the contract and does not comprise a significant part of the overall training.

Training and upgrading of TPGs of IDOT pre-apprentice training programs is intended to move said TPGs toward journeyman status and is the primary objective of this Training Program

Graduate Special Provision. Accordingly, the Contractor shall make every effort to enroll TPGs by recruitment through the IDOT Illinois Community College Program to the extent such persons are available within a reasonable area of recruitment. The Contractor will be responsible for demonstrating the steps that it has taken in pursuance thereof, prior to a determination as to whether the Contractor is in compliance and entitled to the Training Program Graduate TPG Special Provision \$10.00 an hour incentive.

The Contractor or subcontractor shall provide each TPG with a certification showing the type and length of training satisfactorily completed.




Route FAU 1638
Section 05-00086-14-FP
County Will

Marked Rte. C.H. 49 (Exchange Street)
Project No. M-9003(112)
Contract No. 63672

This plan has been prepared to comply with the provisions of the National Pollutant Discharge Elimination System (NPDES) Permit No. ILR10 (Permit ILR10), issued by the Illinois Environmental Protection Agency (IEPA) for storm water discharges from construction site activities.

I certify under penalty of law that this document and all attachments were prepared under my direction or supervision in accordance with a system designed to assure that qualified personnel properly gathered and evaluated the information submitted. Based on my inquiry of the person or persons who manage the system, or those persons directly responsible for gathering the information, the information submitted is, to the best of my knowledge and belief, true, accurate and complete. I am aware that there are significant penalties for submitting false information, including the possibility of fine and imprisonment for knowing violations.

Bruce Gould, P.E.
Print Name
County Engineer
Title
Will County Department of Highways
Agency


Signature
8/27/13
Date

I. Site Description:

A. Provide a description of the project location (include latitude and longitude):

This project is located in Sections 10 and 15 of Township 34 North, Range 14 East of the Third Principal Meridian in Will County, Illinois, approximately 1.5 miles east of Crete Road.

B. Provide a description of the construction activity which is the subject of this plan:

This project consists of the reconstruction and realignment of Exchange Street from approximately 2250 feet west of Crete Road and extends approximately 1.50 miles east to approximately 125 feet east of South Country Lane. The work includes the construction of approximately 5,000 feet of new pavement on a new horizontal alignment, installation and removal of drainage items, pavement marking, earthwork, ditch grading, and other related items.

C. Provide the estimated duration of this project:

Two construction seasons and one winter equaling approximately 18 months total.

D. The total area of the construction site is estimated to be 32 acres.

The total area of the site estimated to be disturbed by excavation, grading or other activities is 29.2 acres.

E. The following is a weighted average of the runoff coefficient for this project after construction activities are completed:

0.51

F. List all soils found within project boundaries. Include map unit name, slope information, and erosivity:

Soil Name	K Factor	Level of Erosivity	T Factor	Representative Value		
				% Sand	% Silt	% Clay
Starks Silt Loam	0.43	Moderate	5	9.0	72.0	19.0
Brenton Silt Loam	0.28	Low	5	9.0	67.5	23.5
Drummer Silty Clay Loam	0.24	Low	5	9.0	60.0	31.0
Millbrook Silt Loam	0.37	Moderate	5	9.0	68.5	22.5
Ashkum Silty Clay Loam	0.20	Low	5	8.0	55.0	37.0
Beecher Silt Loam	0.28	Low	4	8.1	68.4	23.5
Ozaukee Silt Loam	0.32	Low	4	10.0	69.0	21.0
Lawson Silt Loam	0.32	Low	5	8.0	71.0	21.0

G. Provide an aerial extent of wetland acreage at the site:

A total of 0.01 acres of wetland will be permanently impacted by drainage as a result of this project. This site is located approximately 10 feet southeast of the south end of the proposed double box culvert at Sta. 193+99.

H. Provide a description of potentially erosive areas associated with this project:

Station 122+75 to Station 125+20, Left – Proposed ditch with a velocity of 3 fps on bare earth.
 Station 122+75 to Station 125+20, Right – Proposed ditch with a velocity of 3 fps on bare earth.
 Station 128+75 to Station 130+00, Left – Proposed ditch with a velocity of 3 fps on bare earth.
 Station 135+50 to Station 139+02, Right – Proposed ditch with a velocity of 3 fps on bare earth.
 Station 147+75 to Station 151+30, Right – Proposed ditch with a velocity of 3 fps on bare earth.
 Station 156+25 to Station 156+47, Right – Proposed ditch with a velocity of 3 fps on bare earth.
 Station 156+55 to Station 156+78, Right – Proposed ditch with a velocity of 3 fps on bare earth.
 Station 156+98 to Station 157+20, Right – Proposed ditch with a velocity of 3 fps on bare earth.
 Station 168+58 to Station 171+77, Left – Proposed ditch with a velocity of 3 fps on bare earth.
 Station 171+99 to Station 175+70, Left – Proposed ditch with a velocity of 3 fps on bare earth.
 Station 181+41, Left - Proposed culvert outlet with a velocity in excess of 3 fps on bare earth.
 Station 191+48, Left - Proposed culvert outlet with a velocity in excess of 3 fps on bare earth.
 Station 197+13 to Station 198+77, Right – Proposed ditch with a velocity of 3 fps on bare earth.
 Station 198+20, Right - Proposed culvert outlet with a velocity in excess of 3 fps on bare earth.
 Station 198+99 to Station 201+13, Right – Proposed ditch with a velocity of 3 fps on bare earth.
 Station 201+84 to Station 207+43, Right – Proposed ditch with a velocity of 3 fps on bare earth.
 Station 205+00, Right - Proposed culvert outlet with a velocity in excess of 3 fps on bare earth.
 Station 208+17 to Station 211+95, Right – Proposed ditch with a velocity of 3 fps on bare earth.
 Station 220+85 to Station 221+77, Left – Proposed ditch with a velocity of 3 fps on bare earth.
 Station 221+29 to Station 228+28, Right – Proposed ditch with a velocity of 3 fps on bare earth.
 Station 221+99 to Station 232+53, Left – Proposed ditch with a velocity of 3 fps on bare earth.
 Station 227+00, Left - Proposed culvert outlet with a velocity in excess of 3 fps on bare earth.
 Station 227+00, Right - Proposed culvert outlet with a velocity in excess of 3 fps on bare earth.
 Station 228+00, Left - Proposed culvert outlet with a velocity in excess of 3 fps on bare earth.
 Station 228+95 to Station 229+77, Right – Proposed ditch with a velocity of 3 fps on bare earth.
 Station 229+99 to Station 236+94, Right – Proposed ditch with a velocity of 3 fps on bare earth.
 Station 233+25 to Station 234+05, Left – Proposed ditch with a velocity of 3 fps on bare earth.
 Station 234+63 to Station 251+50, Left – Proposed ditch with a velocity of 3 fps on bare earth.
 Station 237+77 to Station 253+52, Right – Proposed ditch with a velocity of 3 fps on bare earth.
 Station 251+43, Right - Proposed culvert outlet with a velocity in excess of 3 fps on bare earth.
 Station 254+19 to Station 260+32, Right – Proposed ditch with a velocity of 3 fps on bare earth.

Station 283+00 to Station 284+00, Right – Proposed ditch with a velocity of 3 fps on bare earth.
 Station 315+25 to Station 321+25, Right – Proposed ditch with a velocity of 3 fps on bare earth.
 Station 323+08 to Station 324+31, Left – Proposed ditch with a velocity of 3 fps on bare earth.
 Station 324+76 to Station 326+50, Left – Proposed ditch with a velocity of 3 fps on bare earth.
 Station 501+00, Left - Proposed culvert outlet with a velocity in excess of 3 fps on bare earth.
 Station 503+33, Left - Proposed culvert outlet with a velocity in excess of 3 fps on bare earth.
 Station 505+09, Left - Proposed culvert outlet with a velocity in excess of 3 fps on bare earth.
 Station 507+98, Left - Proposed culvert outlet with a velocity in excess of 3 fps on bare earth.
 Station 601+00, Right - Proposed culvert outlet with a velocity in excess of 3 fps on bare earth.
 Station 602+77, Right - Proposed culvert outlet with a velocity in excess of 3 fps on bare earth.
 Station 700+32, Left - Proposed culvert outlet with a velocity in excess of 3 fps on bare earth.
 Station 801+85, Right - Proposed culvert outlet with a velocity in excess of 3 fps on bare earth.
 Station 804+93, Left - Proposed culvert outlet with a velocity in excess of 3 fps on bare earth.
 Station 700+32, Left - Proposed culvert outlet with a velocity in excess of 3 fps on bare earth.
 Station 801+85, Right - Proposed culvert outlet with a velocity in excess of 3 fps on bare earth.
 Station 804+93, Left - Proposed culvert outlet with a velocity in excess of 3 fps on bare earth.

- I. The following is a description of soil disturbing activities by stages, their locations, and their erosive factors (e.g. steepness of slopes, length of slopes, etc):

The removal of the existing pavement and grading for temporary and permanent pavement and ditches throughout the project limits will present the greatest opportunity for erosion to occur. In the areas indicated in Section H above, the erosive factors have been noted and quantities have been included in the erosion control plans for the proper mitigation of the erosive factors.

- J. See the erosion control plans and/or drainage plans for this contract for information regarding drainage patterns, approximate slopes anticipated before and after major grading activities, locations where vehicles enter or exit the site and controls to prevent offsite sediment tracking (to be added after contractor identifies locations), areas of soil disturbance, the location of major structural and non-structural controls identified in the plan, the location of areas where stabilization practices are expected to occur, surface waters (including wetlands) and locations where storm water is discharged to surface water including wetlands.

- K. Identify who owns the drainage system (municipality or agency) this project will drain into:

There is no organized drainage district within the project limits. This portion of this tributary to Deer Creek is individually and privately owned.

- L. The following is a list of receiving water(s) and the ultimate receiving water(s) for this site. The location of the receiving waters can be found on the erosion and sediment control plans:

The receiving waters for this project are Deer Creek Tributary in Crete Township with ultimate flow northerly to through the south Chicago suburbs to the Little Calumet River to the Des Plaines River to the Illinois River to the Mississippi River to the Gulf of Mexico.

- M. Describe areas of the site that are to be protected or remain undisturbed. These areas may include steep slopes, highly erodible soils, streams, stream buffers, specimen trees, natural vegetation, nature preserves, etc.

All of the area within the construction limits of the project (29.2 acres) will be protected by a combination of inlet and pipe protection, temporary ditch checks, rock outlet protection (riprap) erosion control blanket, temporary erosion control seeding and perimeter erosion barrier (silt fence).

- N. The following sensitive environmental resources are associated with this project, and may have the potential to be impacted by the proposed development:

- Floodplain
- Wetland Riparian
- Threatened and Endangered Species
- Historic Preservation
- 303(d) Listed receiving waters for suspended solids, turbidity, or siltation
- Receiving waters with Total Maximum Daily Load (TMDL) for sediment, total suspended solids, turbidity or siltation
- Applicable Federal, Tribal, State or Local Programs
- Other

1. 303(d) Listed receiving waters (fill out this section if checked above):
 There are no 303(d) listed receiving waters which receive discharges from this project.
 - a. The name(s) of the listed water body, and identification of all pollutants causing impairment:
 n/a
 - b. Provide a description of how erosion and sediment control practices will prevent a discharge of sediment resulting from a storm event equal to or greater than a twenty-five (25) year, twenty-four (24) hour rainfall event:
 n/a
 - c. Provide a description of the location(s) of direct discharge from the project site to the 303(d) water body:
 n/a
 - d. Provide a description of the location(s) of any dewatering discharges to the MS4 and/or water body:
 n/a
2. TMDL (fill out this section if checked above)
 There are no 303(d) listed receiving waters which receive discharges from this project.
 - a. The name(s) of the listed water body:
 n/a
 - b. Provide a description of the erosion and sediment control strategy that will be incorporated into the site design that is consistent with the assumptions and requirements of the TMDL:
 n/a
 - c. If a specific numeric waste load allocation has been established that would apply to the project's discharges, provide a description of the necessary steps to meet that allocation:
 n/a

O. The following pollutants of concern will be associated with this construction project:

- | | |
|---|--|
| <input checked="" type="checkbox"/> Soil Sediment | <input checked="" type="checkbox"/> Petroleum (gas, diesel, oil, kerosene, hydraulic oil / fluids) |
| <input checked="" type="checkbox"/> Concrete | <input type="checkbox"/> Antifreeze / Coolants |
| <input checked="" type="checkbox"/> Concrete Truck Waste | <input checked="" type="checkbox"/> Waste water from cleaning construction equipment |
| <input checked="" type="checkbox"/> Concrete Curing Compounds | <input type="checkbox"/> Other (specify) |
| <input checked="" type="checkbox"/> Solid Waste Debris | <input type="checkbox"/> Other (specify) |
| <input type="checkbox"/> Paints | <input type="checkbox"/> Other (specify) |
| <input type="checkbox"/> Solvents | <input type="checkbox"/> Other (specify) |
| <input type="checkbox"/> Fertilizers / Pesticides | <input type="checkbox"/> Other (specify) |

II. Controls:

This section of the plan addresses the controls that will be implemented for each of the major construction activities described in I.C. above and for all use areas, borrow sites, and waste sites. For each measure discussed, the Contractor will be responsible for its implementation as indicated. The Contractor shall provide to the Resident Engineer a plan for the implementation of the measures indicated. The Contractor, and subcontractors, will notify the Resident Engineer of any proposed changes, maintenance, or modifications to keep construction activities compliant with the Permit ILR10. Each such Contractor has signed the required certification on forms which are attached to, and are a part of, this plan:

A. Erosion and Sediment Controls

1. **Stabilized Practices:** Provided below is a description of interim and permanent stabilization practices, including site specific scheduling of the implementation of the practices. Site plans will ensure that existing vegetation is preserved where attainable and disturbed portions of the site will be stabilized. Stabilization practices may include but are not limited to: temporary seeding, permanent seeding, mulching, geotextiles, sodding, vegetative buffer strips, protection of trees, preservation of mature vegetation, and other appropriate measures. Except as provided below in II(A)(1)(a) and II(A)(3), stabilization measures shall be initiated as soon as practicable in portions of the site where construction activities have temporarily or permanently ceased, but in no case more than seven (7) days after the construction activity in that portion of the site has temporarily or permanently ceases on all disturbed portions of the site where construction will

not occur for a period of fourteen (14) or more calendar days.

Where the initiation of stabilization measures by the seventh day after construction activity temporarily or permanently ceases is precluded by snow cover, stabilization measures shall be initiated as soon as practicable thereafter.

The following stabilization practices will be used for this project:

- | | |
|---|--|
| <input type="checkbox"/> Preservation of Mature Vegetation | <input checked="" type="checkbox"/> Erosion Control Blanket / Mulching |
| <input type="checkbox"/> Vegetated Buffer Strips | <input type="checkbox"/> Sodding |
| <input type="checkbox"/> Protection of Trees | <input type="checkbox"/> Geotextiles |
| <input checked="" type="checkbox"/> Temporary Erosion Control Seeding | <input type="checkbox"/> Other (specify) |
| <input type="checkbox"/> Temporary Turf (Seeding, Class 7) | <input type="checkbox"/> Other (specify) |
| <input type="checkbox"/> Temporary Mulching | <input type="checkbox"/> Other (specify) |
| <input checked="" type="checkbox"/> Permanent Seeding | <input type="checkbox"/> Other (specify) |

Describe how the stabilization practices listed above will be utilized during construction:

Temporary seeding and mulching will be utilized along the temporary ditches alongside the temporary pavement, and as an interim erosion control measure between the final grading and placement of permanent seeding. Permanent seed and erosion control blanket / mulching will be used after final topsoil placement has been completed.

Describe how the stabilization practices listed above will be utilized after construction activities have been completed:

Maturing of the permanent seeding will provide future stabilization.

2. **Structural Practices:** Provided below is a description of structural practices that will be implemented, to the degree attainable, to divert flows from exposed soils, store flows or otherwise limit runoff and the discharge of pollutants from exposed areas of the site. Such practices may include but are not limited to: perimeter erosion barrier, earth dikes, drainage swales, sediment traps, ditch checks, subsurface drains, pipe slope drains, level spreaders, storm drain inlet protection, rock outlet protection, reinforced soil retaining systems, gabions, and temporary or permanent sediment basins. The installation of these devices may be subject to Section 404 of the Clean Water Act.

The following structural practices will be used for this project:

- | | |
|--|--|
| <input checked="" type="checkbox"/> Perimeter Erosion Barrier | <input checked="" type="checkbox"/> Rock Outlet Protection |
| <input checked="" type="checkbox"/> Temporary Ditch Check | <input checked="" type="checkbox"/> Riprap |
| <input checked="" type="checkbox"/> Storm Drain Inlet Protection | <input type="checkbox"/> Gabions |
| <input type="checkbox"/> Sediment Trap | <input type="checkbox"/> Slope Mattress |
| <input type="checkbox"/> Temporary Pipe Slope Drain | <input type="checkbox"/> Retaining Walls |
| <input type="checkbox"/> Temporary Sediment Basin | <input type="checkbox"/> Slope Walls |
| <input type="checkbox"/> Temporary Stream Crossing | <input type="checkbox"/> Concrete Revetment Mats |
| <input type="checkbox"/> Stabilized Construction Exits | <input type="checkbox"/> Level Spreaders |
| <input type="checkbox"/> Turf Reinforcement Mats | <input type="checkbox"/> Other (specify) |
| <input type="checkbox"/> Permanent Check Dams | <input type="checkbox"/> Other (specify) |
| <input type="checkbox"/> Permanent Sediment Basin | <input type="checkbox"/> Other (specify) |
| <input type="checkbox"/> Aggregate Ditch | <input type="checkbox"/> Other (specify) |
| <input type="checkbox"/> Paved Ditch | <input type="checkbox"/> Other (specify) |

Describe how the structural practices listed above will be utilized during construction:

Perimeter Erosion Barrier will be placed at locations where surface runoff will flow off the job site and potentially deposit sediment in areas outside the limits of construction. Temporary Ditch Checks will be utilized to maintain channel flow at lower velocities so as to retard erosion and facilitate vegetation growth. Storm Drain Inlet Protection will be utilized in order to keep sediment from construction activities out of the completed storm sewer. Riprap will be used at locations where the outlet velocity of the pipe is greater than 6.0 fps.

Describe how the structural practices listed above will be utilized after construction activities have been completed:

Perimeter erosion barriers and temporary ditch checks and inlet and pipe protection are not intended to be used in post-construction conditions and will be removed at the completion of construction activities once permanent vegetation is stabilized. Rip rap and rock outlet protection will serve to check the water velocity and reduce the potential for turbulence and erosion in post-construction conditions.

3. **Storm Water Management:** Provided below is a description of measures that will be installed during the construction process to control pollutants in storm water discharges that will occur after construction operations have been completed. The installation of these devices may be subject to Section 404 of the Clean Water Act.

- a. Such practices may include but are not limited to: storm water detention structures (including wet ponds), storm water retention structures, flow attenuation by use of open vegetated swales and natural depressions, infiltration of runoff on site, and sequential systems (which combine several practices).

The practices selected for implementation were determined on the basis of the technical guidance in Chapter 41 (Construction Site Storm Water Pollution Control) of the IDOT Bureau of Design and Environment Manual. If practices other than those discussed in Chapter 41 are selected for implementation or if practices are applied to situations different from those covered in Chapter 41, the technical basis for such decisions will be explained below.

- b. Velocity dissipation devices will be placed at discharge locations and along the length of any outfall channel as necessary to provide a non-erosive velocity flow from the structure to a water course so that the natural physical and biological characteristics and functions are maintained and protected (e.g. maintenance of hydrologic conditions such as the hydroperiod and hydrodynamics present prior to the initiation of construction activities).

Description of storm water management controls:

Rock outlet protection and rip rap will attenuate storm water velocity in post-construction conditions.

4. **Approved State or Local Laws:** The management practices, controls and provisions contained in this plan will be in accordance with IDOT specifications, which are at least as protective as the requirements contained in the Illinois Environmental Protection Agency's Illinois Urban Manual. Procedures and requirements specified in applicable sediment and erosion site plans or storm water management plans approved by local officials shall be described or incorporated by reference in the space provided below. Requirements specified in sediment and erosion site plans, site permits, storm water management site plans or site permits approved by local officials that are applicable to protecting surface water resources are, upon submittal of an NOI, to be authorized to discharge under the Permit ILR10 incorporated by reference and are enforceable under this permit even if they are not specifically included in the plan.

Description of procedures and requirements specified in applicable sediment and erosion site plans or storm water management plans approved by local officials:

There are no known local laws besides the requirement of the Illinois NPDES General Permit (ILR10) which need to be complied with on this project.

5. **Contractor Required Submittals:** Prior to conducting any professional services at the site covered by this plan, the Contractor and each subcontractor responsible for compliance with the permit shall submit to the Resident Engineer a Contractor Certification Statement, BDE 2342a.

- a. The Contractor shall provide a construction schedule containing an adequate level of detail to show major activities with implementation of pollution prevention BMPs, including the following items:

- Approximate duration of the project, including each stage of the project
- Rainy season, dry season, and winter shutdown dates
- Temporary stabilization measures to be employed by contract phases
- Mobilization timeframe
- Mass clearing and grubbing/roadside clearing dates
- Deployment of Erosion Control Practices
- Deployment of Sediment Control Practices (including stabilized construction entrances/exits)
- Deployment of Construction Site Management Practices (including concrete washout facilities, chemical storage, refueling locations, etc.)
- Paving, saw-cutting, and any other pavement related operations
- Major planned stockpiling operations
- Timeframe for other significant long-term operations or activities that may plan non-storm water discharges such as dewatering, grinding, etc.

- Permanent stabilization activities for each area of the project
- b. The Contractor and each subcontractor shall provide, as an attachment to their signed Contractor Certification Statement, a discussion of how they will comply with the requirements of the permit in regard to the following items and provide a graphical representation showing location and type of BMPs to be used when applicable:
- Vehicle Entrances and Exits – Identify type and location of stabilized construction entrances and exits to be used and how they will be maintained.
 - Material Delivery, Storage and Use – Discuss where and how materials including chemicals, concrete curing compounds, petroleum products, etc. will be stored for this project.
 - Stockpile Management – Discuss what BMPs will be used to prevent pollution of storm water from stockpiles.
 - Waste Disposal – Discuss methods of waste disposal that will be used for this project.
 - Spill Prevention and Control – Discuss steps that will be taken in the event of a material spill (chemicals, concrete curing compounds, petroleum, etc.)
 - Concrete Residuals and Washout Wastes – Discuss the location and type of concrete washout facilities to be used on this project and how they will be signed and maintained.
 - Litter Management – Discuss how litter will be maintained for this project (education of employees, number of dumpsters, frequency of dumpster pick-up, etc.)
 - Vehicle and Equipment Fueling – Identify equipment fueling locations for this project and what BMPs will be used to ensure containment and spill prevention.
 - Vehicle and Equipment Cleaning and Maintenance – Identify where equipment cleaning and maintenance locations for this project and what BMPs will be used to ensure containment and spill prevention.
 - Additional measures indicated in the plan.

III. Maintenance:

When requested by the Contractor, the Resident Engineer will provide general maintenance guides to the Contractor for the practices associated with this project. The following additional procedures will be used to maintain, in good and effective operating conditions, the vegetation, erosion and sediment control measures and other protective measures identified in this plan. It will be the Contractor's responsibility to attain maintenance guidelines for any manufactured BMPs which are to be installed and maintained per manufacture's specifications.

If not explicitly stated in the plans and specifications, the contractor shall comply with maintenance requirements as set forth in the Illinois Urban Manual for the specified BMP's in this plan.

IV Inspections:

Qualified personnel shall inspect disturbed areas of the construction site which have not yet been finally stabilized, structural control measures, and locations where vehicles and equipment enter and exit the site using IDOT Storm Water Pollution Prevention Plan Erosion Control Inspection Report (BC 2259). Such inspections shall be conducted at least once every seven (7) calendar days and within twenty-four (24) hours of the end of a storm that is 0.5 inch or greater or equivalent snowfall.

If any violation of the provisions of this plan is identified during the conduct of the construction work covered by this plan, the Resident Engineer shall notify the appropriate IEPA Field Operations Section office by email at: epa.swnoncomp@illinois.gov, telephone or fax within twenty-four (24) hours of the incident. The Resident Engineer shall then complete and submit an "Incidence of Non-Compliance" (ION) report for the identified violation within five (5) days of the incident. The Resident Engineer shall use forms provided by IEPA and shall include specific information on the cause of noncompliance, actions which were taken to prevent any further causes of noncompliance, and a statement detailing any environmental impact which may have resulted from the noncompliance. All reports of non-compliance shall be signed by a responsible authority in accordance with Part VI. G of the Permit ILR10.

The Incidence of Non-Compliance shall be mailed to the following address:

Illinois Environmental Protection Agency
 Division of Water Pollution Control
 Attn: Compliance Assurance Section
 1021 North Grand East
 Post Office Box 19276
 Springfield, Illinois 62794-9276

V. Failure to Comply:

Failure to comply with any provisions of this Storm Water Pollution Prevention Plan will result in the implementation of a National Pollutant Discharge Elimination System/Erosion and Sediment Control Deficiency Deduction against the Contractor and/or penalties under the Permit ILR10 which could be passed on to the Contractor.



Prior to conducting any professional services at the site covered by this contract, the Contractor and every subcontractor must complete and return to the Resident Engineer the following certification. A separate certification must be submitted by each firm. Attach to this certification all items required by Section II.5 of the Storm Water Pollution Prevention Plan (SWPPP) which will be handled by the Contractor/subcontractor completing this form.

Route	<u>FAU 1638</u>	Marked Rte.	<u>C.H. 49 (Exchange Street)</u>
Section	<u>05-00086-14-FP</u>	Project No.	<u>M-9003 (112)</u>
County	<u>Will</u>	Contract No.	<u>63672</u>

This certification statement is a part of the SWPPP for the project described above, in accordance with the General NPDES Permit No. ILR10 issued by the Illinois Environmental Protection Agency.

I certify under penalty of law that I understand the terms of the Permit No. ILR 10 that authorizes the storm water discharges associated with industrial activity from the construction site identified as part of this certification.

In addition, I have read and understand all of the information and requirements stated in the SWPPP for the above mentioned project; I have received copies of all appropriate maintenance procedures; and, I have provided all documentation required to be in compliance with the Permit ILR10 and SWPPP and will provide timely updates to these documents as necessary.

- Contractor
- Sub-Contractor

_____ Print Name	_____ Signature
_____ Title	_____ Date
_____ Name of Firm	_____ Telephone
_____ Street Address	_____ City/State/ZIP

Items which this Contractor/subcontractor will be responsible for as required in Section II.5. of the SWPPP:



Illinois Environmental Protection Agency

Bureau of Water • 1021 North Grand Avenue East • P.O. Box 19276 • Springfield • Illinois • 62794-9276

Division of Water Pollution Control Notice of Intent (NOI) for General Permit to Discharge Storm Water Associated with Construction Site Activities

This fillable form may be completed online, a copy saved locally, printed and signed before it is submitted to the Permit Section at the above address.

For Office Use Only

OWNER INFORMATION

Permit No. ILR10 _____

Company/Owner Name: Will County Department of Highways

Mailing Address: 16841 West Laraway Road

Phone: 815-727-8476

City: Joliet

State: IL

Zip: 60433

Fax: 815-727-9806

Contact Person: Jeff Ronaldson

E-mail: jronaldson@willcountyillinois.com

Owner Type (select one) County

CONTRACTOR INFORMATION

MS4 Community: Yes No

Contractor Name: _____

Mailing Address: _____

Phone: _____

City: _____

State: _____

Zip: _____

Fax: _____

CONSTRUCTION SITE INFORMATION

Select One: New Change of information for: ILR10 _____

Project Name: Exchange St. Relocation from Crete Rd. to Cottage Grove Ave.

County: Will

Street Address: _____

City: Crete

IL

Zip: 60417

Latitude: 41N

26

48.46

Longitude: 087W

36

02.50

10&15

34 N.

14 E.

(Deg)

(Min)

(Sec)

(Deg)

(Min)

(Sec)

Section

Township

Range

Approximate Construction Start Date _____

Approximate Construction End Date _____

Total size of construction site in acres: 21.7

If less than 1 acre, is the site part of a larger common plan of development?

Yes

No

Fee Schedule for Construction Sites:
Less than 5 acres - \$250
5 or more acres - \$750

STORM WATER POLLUTION PREVENTION PLAN (SWPPP)

Has the SWPPP been submitted to the Agency?

Yes

No

(Submit SWPPP electronically to: epa.constilr10swppp@illinois.gov)

Location of SWPPP for viewing: Address: _____

City: _____

SWPPP contact information:

Inspector qualifications: _____

Contact Name: _____

Phone: _____

Fax: _____

E-mail: _____

Project inspector, if different from above

Inspector qualifications: _____

Inspector's Name: _____

Phone: _____

Fax: _____

E-mail: _____

TYPE OF CONSTRUCTION (select one)

Construction Type Transportation

SIC Code: _____

Type a detailed description of the project:

The improvement will provide new vertical and horizontal alignments to correct existing substandard curves and sight distance. The existing Exchange Street / Crete Road intersection will be both vertically and horizontally re-aligned.
Porous granular embankment and pipe under-drains will provide an improved sub-grade structure. New culverts will replace existing cross road pipes to improve drainage. Widened shoulders and improved ditches will enhance the safety and facilitate better drainage.

HISTORIC PRESERVATION AND ENDANGERED SPECIES COMPLIANCE

Has the project been submitted to the following state agencies to satisfy applicable requirements for compliance with Illinois law on:

Historic Preservation Agency Yes No

Endangered Species Yes No

RECEIVING WATER INFORMATION

Does your storm water discharge directly to: Waters of the State or Storm Sewer

Owner of storm sewer system: _____

Name of closest receiving water body to which you discharge: Unnamed Tributary to Deer Creek

Mail completed form to: Illinois Environmental Protection Agency
Division of Water Pollution Control
Attn: Permit Section
Post Office Box 19276
Springfield, Illinois 62794-9276
or call (217) 782-0610
FAX: (217) 782-9891

Or submit electronically to: epa.constilr10swppp@illinois.gov

I certify under penalty of law that this document and all attachments were prepared under my direction and supervision in accordance with a system designed to assure that qualified personnel properly gather and evaluate the information submitted. Based on my inquiry of the person or persons who manage this system, or those persons directly responsible for gathering the information, the information submitted is, to the best of my knowledge and belief, true, accurate, and complete. I am aware that there are significant penalties for submitting false information, including the possibility of fine and imprisonment. In addition, I certify that the provisions of the permit, including the development and implementation of a storm water pollution prevention plan and a monitoring program plan, will be complied with.

Any person who knowingly makes a false, fictitious, or fraudulent material statement, orally or in writing, to the Illinois EPA commits a Class 4 felony. A second or subsequent offense after conviction is a Class 3 felony. (415 ILCS 5/44(h))

Owner Signature:

Date:

Printed Name:

Title:

INSTRUCTIONS FOR COMPLETION OF CONSTRUCTION ACTIVITY NOTICE OF INTENT (NOI) FORM

Submit original, electronic or facsimile copies. Facsimile and/or electronic copies should be followed-up with submission of an original signature copy as soon as possible. Please write "copy" under the "For Office Use Only" box in the upper right hand corner of the first page.

This fillable form may be completed online, a copy saved locally, printed and signed before it is submitted to the Permit Section at:

Illinois Environmental Protection Agency
 Division of Water Pollution Control
 Permit Section
 Post Office Box 19276
 Springfield, Illinois 62794-9276
 or call (217) 782-0610
 FAX: (217) 782-9891

Or submit electronically to: epa.constilr10swppp@illinois.gov

Reports must be typed or printed legibly and signed.

Any facility that is not presently covered by the General NPDES Permit for Storm Water Discharges From Construction Site Activities is considered a new facility.

If this is a change in your facility information, renewal, etc., please fill in your permit number on the appropriate line, changes of information or permit renewal notifications do not require a fee.

NOTE: FACILITY LOCATION IS NOT NECESSARILY THE FACILITY MAILING ADDRESS, BUT SHOULD DESCRIBE WHERE THE FACILITY IS LOCATED.

Use the formats given in the following examples for correct form completion.

	Example	Format
Section	12	1 or 2 numerical digits
Township	12N	1 or 2 numerical digits followed by "N" or "S"
Range	12W	1 or 2 numerical digits followed by "E" or "W"

For the Name of Closest Receiving Waters, do not use terms such as ditch or channel. For unnamed tributaries, use terms which include at least a named main tributary such as "Unnamed Tributary to Sugar Creek to Sangamon River."

Submission of initial fee and an electronic submission of Storm Water Pollution Prevention Plan (SWPPP) for Initial Permit prior to the Notice of Intent being considered complete for coverage by the ILR10 General Permits. Please make checks payable to: Illinois EPA at the above address.

Construction sites with less than 5 acres of land disturbance - fee is \$250.

Construction sites with 5 or more acres of land disturbance - fee is \$750.

SWPPP should be submitted electronically to: epa.constilr10swppp@illinois.gov When submitting electronically, use Project Name and City as indicated on NOI form.



Illinois Environmental Protection Agency

Bureau of Land • 1021 N. Grand Avenue E. • PO Box 19276 • Springfield • Illinois • 62794-9276

Uncontaminated Soil Certification by Licensed Professional Engineer LPC-663

Uncontaminated soil, including uncontaminated soil mixed with other clean construction or demolition debris (CCDD) materials, accepted at a CCDD fill operation must be certified to be uncontaminated soil in accordance with Section 22.51(f)(2)(B) of the Environmental Protection Act [415 ILCS 5/22.51(f)(2)(B)]. Uncontaminated soil accepted at an uncontaminated soil fill operation must be certified to be uncontaminated soil in accordance with Section 22.51a(d)(2)(B) of the Environmental Protection Act [415 ILCS 5/22.51a(d)(2)(B)]. These certifications must be made by a licensed professional engineer using this form, LPC-663, when the soil is removed from a site that has been used for commercial or industrial purposes. Uncontaminated soil from a site that has not been used for commercial or industrial purposes may be certified by either the site owner or operator using LPC-662 or by a licensed professional engineer using this form. If you have any questions about this form, telephone the Bureau of Land, Permit Section at 217-524-3300.

1. Source Location Information

(Describe the location of the source of the uncontaminated soil)

Project Name: _____ Office Phone Number, if available: _____

Physical Site Location (Street, Road): _____

City: _____ State: _____ Zip Code: _____

County: _____ Township: _____

Latitude and Longitude of approximate center of site:

Latitude: _____ Longitude: _____
(Deg) (Min) (Sec) (Deg) (Min) (Sec) Section Township Range

IEPA Site ID Number(s), if assigned: BOL: _____ BOW: _____ BOA: _____

2. Owner/Operator Identification - For Source Site

Site Owner

Site Operator

Name: _____

Name: _____

Street Address: _____

Street Address: _____

PO Box: _____

PO Box: _____

City: _____ State: _____

City: _____ State: _____

Zip Code: _____ Phone: _____

Zip Code: _____ Phone: _____

Contact: _____

Contact: _____

Email, if available: _____

Email, if available: _____

3. Basis for Certification and Attachments

Explain the basis upon which you are certifying that the soil from this site is uncontaminated soil.

Attachments: (check all that apply)

- Laboratory Analyses
- Laboratory Accreditation Status
- Authorized Agent Certification
- Other(s) Describe _____

4. Professional Engineer's Certification Statement, Signature and Seal

I certify under penalty of law that the information submitted, including but not limited to all attachments and other information, is, to the best of my knowledge and belief, true, accurate, and complete. In accordance with the Environmental Protection Act 415 ILCS 5/22.51a(f)(2)(B) or 5/22.51a(d)(2)(B), I certify that the soil from this site is uncontaminated soil. All necessary documentation is attached.

Any person who knowingly makes a false, fictitious, or fraudulent material statement, orally or in writing, to the Illinois EPA commits a Class 4 felony. A second or subsequent offense after conviction is a Class 3 felony. (415 ILCS 5/44(h))

Engineer Company Name: _____

Street Address: _____

City: _____ State: _____ Zip Code: _____

Phone: _____

Professional Engineer Signature:

Date:

Printed Name:

P.E. Seal:



DEPARTMENT OF THE ARMY
CHICAGO DISTRICT, CORPS OF ENGINEERS
111 NORTH CANAL STREET
CHICAGO, ILLINOIS 60606-7206

REPLY TO
ATTENTION OF:

May 10, 2013

Technical Services Division
Regulatory Branch
LRC-2011-705

SUBJECT: Proposed placement of 0.01 acres of fill for replacement of bridge carrying County Highway 49 (Exchange Avenue) over Tributary of Deer Creek in Crete, Will County, Illinois

Bruce Gould
Will County Department of Highways
16841 W Laraway Road
Joliet Illinois 60433

Dear Mr. Gould:

This office has verified that your proposed activity complies with the terms and conditions of Regional Permit RP-3 (Transportation Projects) and the overall RPP under Category I of the Regional Permit Program dated April 1, 2012.

This verification expires three (3) years from the date of this letter and covers only your activity as described in your notification. Caution must be taken to prevent construction materials and activities from impacting waters of the United States beyond the scope of this authorization. If you anticipate changing the design or location of the activity, you should contact this office to determine the need for further authorization.

The activity may be completed without further authorization from this office provided the activity is conducted in compliance with the terms and conditions of the RPP, including conditions of water quality certification issued under Section 401 of the Clean Water Act by the Illinois Environmental Protection Agency (IEPA). If the design, location, or purpose of the project is changed, you should contact this office to determine the need for further authorization.

The following special conditions are a requirement of your authorization:

1. This authorization is contingent upon implementing and maintaining soil erosion and sediment controls in a serviceable condition throughout the duration of the project. You shall comply with the Will/South Cook Soil and Water Conservation District's (SWCD) written and verbal recommendations regarding the soil erosion and sediment control (SESC) plan (SWCD #12-158) and the installation and maintenance requirements of the SESC practices on-site.
 - a. You shall schedule a preconstruction meeting with SWCD to discuss the SESC plan and the installation and maintenance requirements of the SESC practices on

the site.

- b. You shall notify the SWCD of any changes or modifications to the approved plan set. Field conditions during project construction may require the implementation of additional SESC measures. If you fail to implement corrective measures, this office may require more frequent site inspections to ensure the installed SESC measures are acceptable.
2. You are responsible for all work authorized herein and for ensuring that all contractors are aware of the terms and conditions of this authorization.
3. A copy of this authorization must be present at the project site during all phases of construction.
4. You shall notify this office of any proposed modifications to the project, including revisions to any of the plans or documents cited in this authorization. You must receive approval from this office before work affected by the proposed modification is performed.
5. You shall notify this office prior to the transfer of this authorization and liabilities associated with compliance with its terms and conditions. The transferee must sign the authorization in the space provided and forward a copy of the authorization to this office.

The authorization is without force and effect until all other permits or authorizations from local, state, or other Federal agencies are secured. Please note that IEPA has issued Section 401 Water Quality Certification for this RP. These conditions are included in the enclosed fact sheet. If you have any questions regarding Section 401 certification, please contact Mr. Dan Heacock at IEPA's Division of Water Pollution Control, Permit Section #15, by telephone at (217) 782-3362.

If you have any questions, please contact Mr. Ron Abrant of my staff by telephone at 312-846-5536, or email at Ron.J.Abrant@usace.army.mil.


Sincerely,

Keith L. Wozniak
Chief, West Section
Regulatory Branch

Enclosure

Copy Furnished w/out Enclosures:

WSC SWCD (Neil Pellmann) #12-158



**PERMIT COMPLIANCE
CERTIFICATION**

Permit Number: LRC-2011-705 Proposed placement of 0.01 acres of fill for replacement of bridge carrying County Highway 49 (Exchange Avenue) over Tributary of Deer Creek in Crete, Will County, Illinois

Permittee: Will County Department of Highways
16841 W Laraway Road
Joliet Illinois 60433

Date: May 10, 2013

I hereby certify that the work authorized by the above-referenced permit has been completed in accordance with the terms and conditions of said permit and if applicable, compensatory wetland mitigation was completed in accordance with the approved mitigation plan.¹

PERMITTEE

DATE

Upon completion of the activity authorized by this permit and any mitigation required by the permit, this certification must be signed and returned to the following address:

U.S. Army Corps of Engineers
Chicago District, Regulatory Branch
111 North Canal Street, 6th Floor
Chicago, Illinois 60606-7206

Please note that your permitted activity is subject to compliance inspections by Corps of Engineers representatives. If you fail to comply with this permit, you may be subject to permit suspension, modification, or revocation.

¹ If compensatory mitigation was required as part of your authorization, you are certifying that the mitigation area has been graded and planted in accordance with the approved plan. You are acknowledging that the maintenance and monitoring period will begin after a site inspection by a Corps of Engineers representative or after thirty days of the Corps' receipt of this certification. You agree to comply with all permit terms and conditions, including additional reporting requirements, for the duration of the maintenance and monitoring period.



US Army Corps of Engineers®
Chicago District

GENERAL CONDITIONS APPLICABLE TO THE 2012 REGIONAL PERMIT PROGRAM

The permittee shall comply with the terms and conditions of the Regional Permits and the following general conditions for all activities authorized under the RPP:

1. State 401 Water Quality Certification - Water quality certification under Section 401 of the Clean Water Act may be required from the Illinois Environmental Protection Agency (IEPA). The District may consider water quality, among other factors, in determining whether to exercise discretionary authority and require an Individual Permit. Please note that Section 401 Water Quality Certification is a requirement for projects carried out in accordance with Section 404 of the Clean Water Act. Projects carried out in accordance with Section 10 of the Rivers and Harbors Act of 1899 do not require Section 401 Water Quality Certification

On March 2, 2012, the IEPA granted Section 401 certification, with conditions, for all Regional Permits, except for activities in certain waterways noted under RPs 4 and 8. The following conditions of the certification are hereby made conditions of the RPP:

1. The applicant shall not cause:
 - a) a violation of applicable water quality standards of the Illinois Pollution Control Board Title 35, Subtitle C: Water Pollution Rules and Regulations;
 - b) water pollution defined and prohibited by the Illinois Environmental Protection Act;
 - c) interference with water use practices near public recreation areas or water supply intakes;
 - d) a violation of applicable provisions of the Illinois Environmental Protection Act.
2. The applicant shall provide adequate planning and supervision during the project construction period for implementing construction methods, processes and cleanup procedures necessary to prevent water pollution and control erosion.
3. Except as allowed under condition 9, any spoil material excavated, dredged or otherwise produced must not be returned to the waterway but must be deposited in a self-contained area in compliance with all State statutes, regulations and permit requirements with no discharge to waters of the State unless a permit has been issued by the Illinois EPA. Any backfilling must be done with clean material placed in a manner to prevent violation of applicable water quality standards.
4. All areas affected by construction shall be mulched and seeded as soon after construction as possible. The applicant shall undertake necessary measures and procedures to reduce erosion during construction. Interim measures to prevent soil erosion during construction shall be taken and may include the installation of sedimentation basins and temporary mulching. All construction within the waterway shall be conducted during zero or low flow conditions. The applicant shall be responsible for obtaining a NPDES Stormwater Permit prior to initiating construction if the construction activity associated with the project will result in the disturbance of (1) one or more acres, total land area. A NPDES Stormwater Permit may be obtained by submitting a properly completed Notice of Intent (NOI) form by certified mail to the Illinois EPA's Division of Water Pollution Control, Permit Section.
5. The applicant shall implement erosion control measures consistent with the Illinois Urban Manual (IEPA/USDA, NRCS; 2011, <http://aiswcd.org/IUM/index.html>).
6. The applicant is advised that the following permits(s) must be obtained from the Illinois EPA: The applicant must obtain permits to construct sanitary sewers, water mains, and related facilities prior to construction.
7. Backfill used in the stream-crossing trench shall be predominantly sand or larger size material, with less than 20% passing a #230 U.S. sieve.
8. Any channel relocation shall be constructed under dry conditions and stabilized to prevent erosion prior to the diversion of flow.
9. Backfill used within trenches passing through surface waters of the State, except wetland areas, shall be clean course aggregate, gravel or other material which will not cause siltation, pipe damage during placement, or chemical corrosion in place. Excavated material may be used only if:
 - a) particle size analysis is conducted and demonstrates the material to be at least 80% sand or larger size material, using #230 U.S. sieve; or
 - b) excavation and backfilling are done under dry conditions.
10. Backfill used within trenches passing through wetland areas shall consist of clean material which will not cause siltation, pipe damage during placement, or chemical corrosion in place. Excavated material shall be used to the extent practicable, with the upper six (6) to twelve (12) inches backfilled with the topsoil obtained during trench excavation.
11. Any applicant proposing activities in a mined area or previously mined area shall provide to the IEPA a written determination regarding the sediment and materials used which are considered "acid-producing material" as defined in 35 Il. Adm. Code,

Subtitle D. If considered "acid-producing material," the applicant shall obtain a permit to construct pursuant to 35 Ill. Adm. Code 404.101.

12. Asphalt, bituminous material and concrete with protruding material such as reinforcing bar or mesh shall not be 1) used for backfill, 2) placed on shorelines/stream banks, or 3) placed in waters of the State.
13. Applicants that use site dewatering techniques in order to perform work in waterways for construction activities approved under Regional Permits 1 (Residential, Commercial and Institutional Developments), 2 (Recreation Projects), 3 (Transportation Projects), 7 (Temporary Construction Activities), 9 (Maintenance) or 12 (Bridge Scour Protection) shall maintain flow in the stream during such construction activity by utilizing dam and pumping, fluming, culverts or other such techniques.
14. In addition to any action required of the Regional Permit 13 (Cleanup of Toxic and Hazardous Materials Projects) applicant with respect to the "Notification" General Condition 22, the applicant shall notify the Illinois EPA Bureau of Water, of the specific activity. This notification shall include information concerning the orders and approvals that have been or will be obtained from the Illinois EPA Bureau of Land (BOL) for all cleanup activities under BOL jurisdiction, or for which authorization or approval is sought from BOL for no further remediation. This Regional Permit is not valid for activities that do not require or will not receive authorization or approval from the BOL.

2. Threatened and Endangered Species - If the District determines that the activity may affect Federally listed species or critical habitat, the District will initiate section 7 consultation with the U.S. Fish and Wildlife Service (USFWS) in accordance with the Endangered Species Act of 1973, as amended (Act). Applicants shall provide additional information that would enable the District to conclude that the proposed action will have no effect on federally listed species.

The application packet shall indicate whether resources (species, their suitable habitats, or critical habitat) listed or designated under the Act, may be present within areas affected (directly or indirectly) by the proposed project. Applicants shall provide a section 7 species list for the action area using the on-line process at the USFWS website. You can access "U.S. Fish and Wildlife Service Endangered Species Program of the Upper Midwest" website at www.fws.gov/midwest/Endangered. Click on the section 7 Technical Assistance green shaded box in the lower right portion of the screen and follow the instructions to completion. Review all documentation pertaining to the species list, provide the rationale for your effects determination for each species, and send the information to this office for review.

If no species, their suitable habitats, or critical habitat are listed, then a "no effect" determination can be made, and section 7 consultation is not warranted. If species or critical habitat appear on the list or suitable habitat is present within the action area, then a biological assessment or biological evaluation will need to be completed to determine if the proposed action will have "no effect" or "may effect" the species or suitable habitat. The District will request initiation of section 7 consultation with the USFWS upon agreement with the applicant on the effect determinations in the biological assessment or biological evaluation.

If the issues are not resolved, the analysis of the situation is complicated, or impacts to listed species or critical habitat are found to be greater than minimal, the District will consider reviewing the project under the Individual Permit process.

Projects in Will, DuPage, or Cook Counties that are located in the recharge zones for Hine's emerald dragonfly critical habitat units may be reviewed under the RPP, with careful consideration due to the potential impacts to the species. All projects reviewed that are located within 3.25 miles of a critical habitat unit will be reviewed under Category II of the RPP. Please visit the following website for the locations of the Hine's emerald dragonfly critical habitat units in Illinois.

<http://www.fws.gov/midwest/endangered/insects/hed/FRHinesFinalRevisedCH.html>

3. Historic Properties - In cases where the District determines that the activity may affect properties listed, or eligible for listing, in the National Register of Historic Places, the activity may require an Individual Permit. A determination of whether the activity may be authorized under the RPP instead of an Individual Permit will not be made until the requirements of Section 106 of the National Historic Preservation Act (NHPA) have been satisfied.

Federal permittees should follow their own procedures for complying with the requirements of Section 106 of the National Historic Preservation Act. Federal permittees must provide the District with the appropriate documentation to demonstrate compliance with those requirements.

Non-Federal permittees must include notification to the District if the authorized activity may have the potential to cause effects to any historic properties listed, determined to be eligible for listing on, or potentially eligible for listing on the National Register of Historic Places, including previously unidentified properties. For such activities, the permit application must state which historic properties may be affected by the proposed work or include a vicinity map indicating the location of the historic properties or the potential for the presence of historic properties. Assistance regarding information on the location of or potential for the presence of historic resources can be sought from the State Historic Preservation Officer or Tribal Historic Preservation Officer, as appropriate, and the National Register of Historic Places (see 33 CFR 330.4(g)). When reviewing permit submittals, the District will comply with the current procedures for addressing the requirements of Section 106 of the National Historic Preservation Act. Based on the information submitted and these efforts, the District shall determine whether the proposed activity has the potential to cause an effect on the historic properties. Where the non-Federal applicant has identified historic properties which the activity may have the potential to cause effects and so notified the District, the non-Federal applicant shall not begin the activity until notified by the District either that the activity has no potential to cause effects or that consultation under Section 106 of the NHPA has been completed.

The District will take into account the effects on such properties in accordance with 33 CFR Part 325, Appendix C, and 36 CFR 800. If all issues pertaining to historic properties have been resolved through the consultation process to the satisfaction of the District, Illinois Historic Preservation Agency (IHPA) and Advisory Council on Historic Preservation, the District may, at its discretion, authorize the activity under the RPP instead of an Individual Permit.

Applicants are encouraged to obtain information on historic properties from the IHPA and the National Register of Historic Places at the earliest stages of project planning. For information, contact:

Illinois Historic Preservation Agency
1 Old State Capitol Plaza
Springfield, IL 62701-1507
(217) 782-4836
www.illinoishistory.gov

If you discover any previously unknown historic, cultural or archeological remains and artifacts while accomplishing the activity, you must immediately notify this office of what you have found, and to the maximum extent practicable, stop activities that would adversely affect those remains and artifacts until the required coordination has been completed. We will initiate the Federal, Tribal and State coordination required to determine if the items or remains warrant a recovery effort or if the site is eligible for listing in the National Register of Historic Places.

4. Soil Erosion and Sediment Control - Measures shall be taken to control soil erosion and sedimentation at the project site to ensure that sediment is not transported to waters of the U.S. during construction. Soil erosion and sediment control measures shall be implemented before initiating any clearing, grading, excavating or filling activities. All temporary and permanent soil erosion and sediment control measures shall be maintained throughout the construction period and until the site is stabilized. All exposed soil and other fills, and any work below the ordinary high water mark shall be permanently stabilized at the earliest practicable date.

Applicants are required to prepare a soil erosion and sediment control (SESC) plan including temporary BMPs. The plan shall be designed in accordance with the Illinois Urban Manual, 2011 (<http://aiswcd.org/IUM/index.html>). Practice standards and specifications for measures outlined in the soil erosion and sediment control plans will follow the latest edition of the "Illinois Urban Manual: A Technical Manual Designed for Urban Ecosystem Protection and Enhancement." Additional Soil Erosion and Sediment Control (SESC) measures not identified in the Illinois Urban Manual may also be utilized upon District approval.

At the District's discretion, an applicant may be required to submit the SESC plan to the local Soil and Water Conservation District (SWCD), or the Lake County Stormwater Management Commission (SMC) for review. When the District requires submission of an SESC plan, the following applies: An activity may not commence until the SESC plan for the project site has been approved; The SWCD/SMC will review the plan and provide a written evaluation of its adequacy; A SESC plan is considered acceptable when the SWCD/SMC has found that it meets technical standards. Once a determination has been made, the authorized work may commence unless the SWCD/SMC has requested that they be notified prior to commencement of the approved plans. The SWCD/SMC may attend pre-construction meetings with the permittee and conduct inspections during construction to determine compliance with the plans. Applicants are encouraged to begin coordinating with the appropriate SWCD/SMC office at the earliest stages of project planning. For information, contact:

Kane-DuPage SWCD
2315 Dean Street, Suite 100
St. Charles, IL 60174
(630) 584-7961 ext.3
www.kanedupageswcd.org

McHenry-Lake County SWCD
1648 South Eastwood Dr.
Woodstock, IL 60098
(815) 338-0099 ext.3
www.mchenryswcd.org

North Cook SWCD
899 Jay Street
Elgin, IL 60120
(847) 468-0071
www.northcookswcd.org

Lake County SMC
500 W. Winchester Rd, Suite 201
Libertyville, IL 60048
(847) 377-7700
www.lakecountyil.gov/stormwater

5. Total Maximum Daily Load - For projects that include a discharge of pollutant(s) to waters for which there is an approved Total Maximum Daily Load (TMDL) allocation for any parameter, the applicant shall develop plans and BMPs that are consistent with the assumptions and requirements in the approved TMDL. The applicant must incorporate into their plans and BMPs any conditions applicable to their discharges necessary for consistency with the assumptions and requirements of the TMDL within any timeframes established in the TMDL. The applicant must carefully document the justifications for all BMPs and plans, and install, implement and maintain practices and BMPs that are consistent with all relevant TMDL allocations and with all relevant conditions in an implementation plan. Information regarding the TMDL program, including approved TMDL allocations, can be found at the following website: www.epa.state.il.us/water/tmdl/

6. Floodplain - Discharges of dredged or fill material into waters of the United States within the 100-year floodplain (as defined by the Federal Emergency Management Agency) resulting in permanent above-grade fills shall be avoided and minimized to the maximum extent practicable. When such an above-grade fill would occur, the applicant may need to obtain approval from the Illinois

Department of Natural Resources, Office of Water Resources, (IDNR-OWR) which regulates activities affecting the floodway and the local governing agency (e.g., Village or County) with jurisdiction over activities in the floodplain. Compensatory storage may be required for fill within the floodplain. Applicants are encouraged to obtain information from the IDNR-OWR and the local governing agency with jurisdiction at the earliest stages of project planning. For information on floodway construction, contact:

IDNR/OWR
2050 Stearns Road
Bartlett, IL 60103
(847) 608-3100
<http://dnr.state.il.us/owr/>

For information on floodplain construction, please contact the local government and/or the Federal Emergency Management Agency. Pursuant to 33 CFR 320.4(j), the District will consider the likelihood of the applicant obtaining approval for above-ground permanent fills in floodplains in determining whether to issue authorization under the RPP.

7. Navigation - No activity may cause more than a minimal adverse effect on navigation. Any safety lights and signals prescribed by the U.S. Coast Guard, through regulations or otherwise, must be installed and maintained at the permittee's expense on authorized facilities in navigable waters of the United States. The permittee understands and agrees that, if future operations by the United States require the removal, relocation, or other alteration, of the structure or work herein authorized, or if, in the opinion of the Secretary of the Army or his authorized representative, said structure or work shall cause unreasonable obstruction to the free navigation of the navigable waters, the permittee will be required, upon due notice from the Corps of Engineers, to remove, relocate, or alter the structural work or obstructions caused thereby, without expense to the United States. No claim shall be made against the United States on account of any such removal or alteration.

8. Proper Maintenance - Any authorized structure or fill shall be properly maintained, including that necessary to ensure public safety.

9. Aquatic Life Movements - No activity may substantially disrupt the movement of those species of aquatic life indigenous to the waterbody, including species that normally migrate through the area, unless the activity's primary purpose is to impound water.

10. Equipment - Soil disturbance and compaction shall be minimized through the use of matting for heavy equipment, low ground pressure equipment, or other measures as approved by the District.

11. Wild and Scenic Rivers - No activity may occur in a component of the National Wild and Scenic River System or in a river officially designated by Congress as a "study river" for possible inclusion in the system, while the river is in an official study status. Information on Wild and Scenic Rivers may be obtained from the appropriate land management agency in the area, such as the National Park Service and the U.S. Forest Service.

12. Tribal Rights - No activity or its operation may impair reserved tribal rights, such as reserved water rights, treaty fishing and hunting rights.

13. Water Supply Intakes - No discharge of dredged or fill material may occur in the proximity of a public water supply intake except where the discharge is for repair of the public water supply intake structures or adjacent bank stabilization.

14. Shellfish Production - No discharge of dredged or fill material may occur in areas of concentrated shellfish production.

15. Suitable Material - No discharge of dredged or fill material may consist of unsuitable material and material discharged shall be free from toxic pollutants in toxic amounts (see Section 307 of the Clean Water Act). Unsuitable material includes trash, debris, car bodies, asphalt, and creosote treated wood.

16. Spawning Areas - Discharges in spawning areas during spawning seasons shall be avoided to the maximum extent practicable.

17. Obstruction of High Flows - Discharges shall not permanently restrict or impede the passage of normal or expected high flows. All crossings shall be culverted, bridged or otherwise designed to prevent the restriction of expected high water flows, and shall be designed so as not to impede low water flows or the movement of aquatic organisms.

18. Impacts From Impoundments - If the discharge creates an impoundment of water, adverse impacts on aquatic resources caused by the accelerated passage of water and/or the restriction of its flow shall be avoided to the maximum extent practicable.

19. Waterfowl Breeding Areas - Discharges into breeding areas for migratory waterfowl shall be avoided to the maximum extent practicable.

20. Removal of Temporary Fills - Any temporary fill material shall be removed in its entirety and the affected area returned to its pre-existing condition.

21. Mitigation - All appropriate and practicable steps must first be taken to avoid and minimize impacts to aquatic resources. For unavoidable impacts, compensatory mitigation is required to replace the loss of wetland, stream, and/or other aquatic resource functions (33 CFR 332). The proposed compensatory mitigation shall utilize a watershed approach and fully consider the ecological needs of the watershed. Where an appropriate watershed plan is available, mitigation site selection should consider recommendations in the plan. The applicant shall describe in detail how the mitigation site was chosen and will be developed, based on the specific

resource need of the impacted watershed. Permit applicants are responsible for proposing an appropriate compensatory mitigation option to offset unavoidable impacts. However, the District is responsible for determining the appropriate form and amount of compensatory mitigation required when evaluating compensatory mitigation options, and determining the type of mitigation that would be environmentally preferable. In making this determination, the District will assess the likelihood for ecological success and sustainability, the location of the compensation site relative to the impact site and their significance within the watershed. Methods of providing compensatory mitigation include aquatic resource restoration, establishment, enhancement, and in certain circumstances, preservation. Compensatory mitigation will be accomplished by establishing a minimum ratio of 1.5 acres of mitigation for every 1.0 acre of impact to waters of the U.S. Furthermore, the District has the discretion to require additional mitigation to ensure that the impacts are no more than minimal. Further information is available at www.lrc.usace.army.mil/Missions/Regulatory/Illinois/Mitigation.aspx

22. **Notification** - The applicant shall provide written notification (i.e., a complete application) for a proposed activity to be authorized under the RPP prior to commencing a proposed activity. The District's receipt of the complete application is the date when the District receives all required notification information from the applicant (see below). If the District informs the applicant within 60 calendar days that the notification is incomplete (i.e., not a complete application), the applicant shall submit to the District, in writing, the requested information to be considered for review under the Regional Permit Program. A new 60 day review period will commence when the District receives the requested information. Applications that involve unauthorized activities that are completed or partially completed by the applicant are not subject to the 60-day review period.

For all activities, notification shall include:

- a. A cover letter providing a detailed narrative of the proposed activity describing all work to be performed, a clear project purpose and need statement, the Regional Permit(s) to be used for the activity, the area (in acres) of waters of the U.S. to be impacted (be sure to specify if the impact is permanent or temporary, and identify which area it affects), and a statement that the terms and conditions of the RPP will be followed.
- b. A completed joint application form for Illinois signed by the applicant or agent. The application form is available at www.lrc.usace.army.mil/Portals/36/docs/regulatory/forms/appform.pdf. If the applicant does not sign the joint application form, notification shall include a signed, written statement from the applicant designating the agent as their representative.
- c. A delineation of waters of the U.S., including wetlands, for the project area, and for areas adjacent to the project site (off-site wetlands shall be identified through the use of reference materials including review of local wetland inventories, soil surveys and the most recent available aerial photography), shall be prepared in accordance with the current U.S. Army Corps of Engineers methodology (www.usace.army.mil/Missions/CivilWorks/RegulatoryProgramandPermits/reg_supp.aspx) and generally conducted during the growing season.* Our wetland delineation standards are available at www.lrc.usace.army.mil/Portals/36/docs/regulatory/pdf/Delineations.pdf. For sites supporting wetlands, the delineation shall include a Floristic Quality Assessment (Swink and Wilhelm. 1994, latest edition, Plants of the Chicago Region). The delineation shall also include information on the occurrence of any high-quality aquatic resources (see Appendix A), and a listing of waterfowl, reptile and amphibian species observed while at the project area. The District reserves the right to exercise judgment when reviewing submitted wetland delineations. Flexibility of the requirements may be determined by the District on a case-by-case basis only.
- d. A street map showing the location of the project area.
- e. Latitude and longitude for the project in decimal degrees format (i.e. 41.88377N, -87.63960W).
- f. Preliminary engineering drawings sized 11" by 17" (full-sized may be requested by the project manager and you may also submit plans in PDF format on a disc) showing all aspects of the proposed activity and the location of waters of the U.S. to be impacted and not impacted. The plans shall include grading contours, proposed and existing structures such as buildings footprints, roadways, road crossings, stormwater management facilities, utilities, construction access areas and details of water conveyance structures. The plans shall also depict buffer areas, outlots or open space designations, best management practices, deed restricted areas and restoration areas, if required under the specific RP.
- g. Submittal of soil erosion and sediment control (SESC) plans that identify all SESC measures to be utilized during construction of the project.
- h. The application packet shall indicate whether resources (species, their suitable habitats, or critical habitat) listed or designated under the Endangered Species Act of 1973, as amended, may be present within areas affected (directly or indirectly) by the proposed project. Applicants shall provide a section 7 species list for the action area using the on-line process at the USFWS website. You can access "U.S. Fish and Wildlife Service Endangered Species Program of the Upper Midwest" website at www.fws.gov/midwest/Endangered. Click on the section 7 Technical Assistance green shaded box in the lower right portion of the screen and follow the instructions to completion. Print all documentation pertaining to the species list, include the rationale for your effects determination for each species, and forward the information to this office for review.

* If a wetland delineation is conducted outside of the growing season, the District will determine on a case-by-case basis whether sufficient evidence is available to make an accurate determination. If the District finds that the delineation lacks sufficient evidence, the application will not be considered complete until the information is provided. This may involve re-delineating the project site during the growing season.

In the event there are no species, their suitable habitats, or critical habitat, then a “no effect” determination can be made and section 7 consultation is not warranted. If species or critical habitat appear on the list, or suitable habitat is present within the action area, then a biological assessment or biological evaluation will need to be completed to determine if the proposed action will have “no effect” or “may effect” on the species or suitable habitat. The District will request initiation of section 7 consultation with the USFWS upon agreement with the applicant on the effect determinations in the biological assessment or biological evaluation. If the issues are not resolved, the analysis of the situation is complicated, or impacts to listed species or critical habitat are found to be greater than minimal, the District will consider reviewing the project under the Individual Permit process.

- i. A determination of the presence or absence of any State threatened or endangered species. Please contact the Illinois Department of Natural Resources (IDNR) to determine if any State threatened and endangered species could be in the project area. You can access the IDNR’s Ecological Compliance Assessment Tool (EcoCAT) at the following website: <http://dnrecocat.state.il.us/ecopublic/>. Once you complete the EcoCAT and consultation process, forward all resulting information to this office for consideration. The report shall also include recommended methods as required by the IDNR for minimizing potential adverse effects of the project.
- j. A statement about the knowledge of the presence or absence of Historic Properties, which includes properties listed, or properties eligible to be listed in the National Register of Historic Places. A letter from the Illinois Historic Preservation Agency (IHPA) can be obtained indicating whether your project is in compliance with Section 106 of the National Historic Preservation Act of 1966, as amended. The permittee shall provide all pertinent correspondence with the IHPA documenting compliance. The IHPA has a checklist of documentation required for their review located here: www.illinoishistory.gov/PS/rcdocument.htm.
- k. Where an appropriate watershed plan is available, the applicant shall address in writing how the proposed activity is aligned with the relevant water quality, hydrologic, and aquatic resource protection recommendations in the watershed plan.
- l. A discussion of measures taken to avoid and/or minimize impacts to aquatic resources on the project site.
- m. A compensatory mitigation plan for all impacts to waters of the U.S. (if compensatory mitigation is required under the specific RP).
- n. A written narrative addressing all items listed under the specific RP.

For Category II activities, the District will provide an Agency Request for Comments (ARC) which describes the proposed activity. The ARC will be sent to the following agencies: United States Fish & Wildlife Service (USFWS), United States Environmental Protection Agency (USEPA), Illinois Department of Natural Resources (IDNR), Illinois Department of Natural Resources/Office of Water Resources (IDNR/OWR), Illinois Environmental Protection Agency (IEPA), Illinois Historic Preservation Agency (IHPA), Illinois Nature Preserves Commission (INPC) and U.S. Coast Guard (Section 10 activities only). Additional entities may also be notified as needed. These agencies have ten (10) calendar days from the date of the ARC to contact the District and either provide comments or request an extension not to exceed fifteen (15) calendar days. The District will fully consider agency comments received within the specified time frame. If the District determines the activity complies with the terms and conditions of the RPP and impacts on aquatic resources are minimal, the District will notify the applicant in writing and include special conditions if deemed necessary. If the District determines that the impacts of the proposed activity are more than minimal, the District will notify the applicant that the project does not qualify for authorization under the RPP and instruct the applicant on the procedures to seek authorization under an Individual Permit.

23. Compliance Certification - Any permittee who has received authorization under the RPP from the District shall submit a signed certification regarding the completed work and any required mitigation. The certification will be forwarded by the District with the authorization letter and will include: a) a statement that the authorized work was done in accordance with the District’s authorization, including any general or specific conditions; b) a statement that any required mitigation was completed in accordance with the permit conditions and; c) the signature of the permittee certifying the completion of the work and mitigation.

24. Multiple use of Regional Permits - In any case where a Regional Permit is combined with any other Regional Permit to cover a single and complete project (except where prohibited under specific Regional Permits), the applicant shall notify the District in accordance with General Condition 22. If multiple Regional Permits are used, the total impact may not exceed the maximum allowed by the Regional Permit with the greatest impact threshold.

25. Other Restrictions - Authorization under the RPP does not obviate the need to obtain other Federal, State or local permits, approvals, or authorizations required by law nor does it grant any property rights or exclusive privileges, authorize any injury to the property or rights of others or authorize interference with any existing or proposed Federal project.

Approved by:

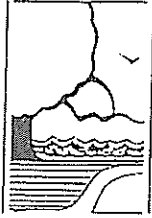
//ORIGINAL SIGNED//

Frederic A. Drummond, Jr.
Colonel, U.S. Army
District Commander

February 24, 2012

Date

2456 CMY GLM
GLM
RWW F2WW



Illinois Department of
Natural Resources

One Natural Resources Way Springfield, Illinois 62702-1271
<http://dnr.state.il.us>

Pat Quinn, Governor
Marc Miller, Director

Office of Water Resources • 2050 West Stearns Road • Bartlett, Illinois 60103

April 11, 2011

SUBJECT: Permit No. NE2011021
Exchange Street Reconstruction and Culvert Replacement
Deer Creek Tributary
Will County, Application No. 2010184

Mr. Bruce Gould
Will County Highway Department
16841 W. Laraway Road
Joliet, Illinois 60433

Dear Mr. Gould:

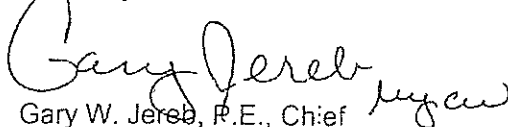
Enclosed is Illinois Department of Natural Resources, Office of Water Resources Permit No. NE2011021 authorizing the subject project. This permit does not supersede any other federal, state or local authorizations that may be required for the project.

Please be advised that the Illinois Department of Natural Resources, Office of Realty and Environmental Planning (OREP) participates in the regulatory programs of the U.S. Army, Corps of Engineers (USACE) and may review this project if a USACE Section 10 or 404 permit is required. Issuance of a permit by the Office of Water Resources does not preclude OREP's provision of comments and/or recommendations, primarily related to biological effects of the proposed action, to the USACE and other federal agencies concerning your project.

If any changes of the permitted work are found necessary, revised plans should be submitted promptly to this office for review and approval. Also, this permit expires on the date indicated in Condition (13). If unable to complete the work by that date, the permittee may make a written request for a time extension.

Please contact Heather McGowan of my staff at 847/608-3100, ext. 2025 if you have any questions.

Sincerely,



Gary W. Jered, P.E., Chief
Northeastern Illinois Regulatory Programs Section

GJ/HM:cw

Enclosure

cc: Chicago District, U.S. Army Corps of Engineers
Craig Young, Hutchison Engineering, Inc. ✓
Will County Land Use Dept.



PERMIT NO. NE2011021
DATE: April 11, 2011

State of Illinois
Department of Natural Resources, Office of Water Resources

Permission is hereby granted to:


Will County Highway Department
16841 W. Laraway Road
Joliet, Illinois 60433

to reconstruct Exchange Street and construct a replacement 12 ft. x 6 ft. double box culvert within the floodway of Deer Creek Tributary in the Southwest Quarter of Section 10, Township 34 North, Range 14 East of the Third Principal Meridian in Will County,


in accordance with an application dated July 21, 2009, and the plans and specifications entitled:

GENERAL PLAN AND ELEVATION, WILL COUNTY, SHEET 88 OF 191, UNDATED, C.H. 49 (EXCHANGE ST.) STAGE 3A CONSTRUCTION PLAN, SHEET 42 OF 191, C.H. 49 (EXCHANGE ST.) STAGE 2 CONSTRUCTION PLAN, SHEET 35 OF 191, BOTH DATED DECEMBER 2, 2010, C.H. 49 (EXCHANGE ST.) PLAN AND PROFILE, ONE SHEET, DATED OCTOBER 15, 2009, ALL SHEETS RECEIVED DECEMBER 9, 2010.


Examined and Recommended:


Gary W. Jereb, Chief
Northeastern IL Regulatory
Programs Section

Approval Recommended:


Arlan R. Juhl, Acting Director
Office of Water Resources

Approved:


Marc Miller, Director
Department of Natural Resources

This PERMIT is subject to the terms and special conditions contained herein.

THIS PERMIT IS SUBJECT TO THE FOLLOWING CONDITIONS:

- 1) This permit is granted in accordance with the Rivers, Lakes and Streams Act "615 ILCS 5."
- 2) This permit does not convey title to the permittee or recognize title of the permittee to any submerged or other lands, and furthermore, does not convey, lease or provide any right or rights of occupancy or use of the public or private property on which the activity or any part thereof will be located, or otherwise grant to the permittee any right or interest in or to the property, whether the property is owned or possessed by the State of Illinois or by any private or public party or parties.
- 3) This permit does not release the permittee from liability for damage to persons or property resulting from the work covered by this permit, and does not authorize any injury to private property or invasion of private rights.
- 4) This permit does not relieve the permittee of the responsibility to obtain other federal, state or local authorizations required for the construction of the permitted activity; and if the permittee is required by law to obtain approvals from any federal or state agency to do the work, this permit is not effective until the federal and state approvals are obtained.
- 5) The permittee shall, at the permittee's own expense, remove all temporary piling, cofferdams, false work, and material incidental to the construction of the project. If the permittee fails to remove such structures or materials, the Department may have removal made at the expense of the permittee.
- 6) In public waters, if future need for public navigation or other public interest by the state or federal government necessitates changes in any part of the structure or structures, such changes shall be made by and at the expense of the permittee or the permittee's successors as required by the Department or other properly constituted agency, within sixty (60) days from receipt of written notice of the necessity from the Department or other agency, unless a longer period of time is specifically authorized.
- 7) The execution and details of the work authorized shall be subject to the review and approval of the Department. Department personnel shall have the right of access to accomplish this purpose.
- 8) Starting work on the activity authorized will be considered full acceptance by the permittee of the terms and conditions of the permit.
- 9) The Department in issuing this permit has relied upon the statements and representations made by the permittee; if any substantive statement or representation made by the permittee is found to be false, this permit will be revoked; and when revoked, all rights of the permittee under the permit are voided.
- 10) In public waters, the permittee and the permittee's successors shall make no claim whatsoever to any interest in any accretions caused by the activity.
- 11) In issuing this permit, the Department does not ensure the adequacy of the design or structural strength of the structure or improvement.
- 12) Noncompliance with the conditions of this permit will be considered grounds for revocation.
- 13) If the construction activity permitted is not completed on or before December 31, 2014 this permit shall cease and be null and void.

State of Illinois
Department of Transportation
Bureau of Local Roads and Streets

SPECIAL PROVISION
FOR
COOPERATION WITH UTILITIES

Effective: January 1, 1999
Revised: January 1, 2007

All references to Sections or Articles in this specification shall be construed to mean specific Section or Article of the Standard Specifications for Road and Bridge Construction, adopted by the Department of Transportation.

Replace Article 105.07 of the Standard Specifications with the following:

"105.07 Cooperation with Utilities. The adjustment of utilities consists of the relocation, removal, replacement, rearrangements, reconstruction, improvement, disconnection, connection, shifting, new installation or altering of an existing utility facility in any manner.

When the plans or special provisions include information pertaining to the location of underground utility facilities, such information represents only the opinion of the Department as to the location of such utilities and is only included for the convenience of the bidder. The Department assumes no responsibility in respect to the sufficiency or the accuracy of the information shown on the plans relative to the location of the underground utility facilities.

Utilities which are to be adjusted shall be adjusted by the utility owner or the owner's representative or by the Contractor as a contract item. Generally, arrangements for adjusting existing utilities will be made by the Department prior to project construction; however, utilities will not necessarily be adjusted in advance of project construction and, in some cases, utilities will not be removed from the proposed construction limits. When utility adjustments must be performed in conjunction with construction, the utility adjustment work will be shown on the plans and/or covered by Special Provisions.

When the Contractor discovers a utility has not been adjusted by the owner or the owner's representative as indicated in the contract documents, or the utility is not shown on the plans or described in the Special Provisions as to be adjusted in conjunction with construction, the Contractor shall not interfere with said utility, and shall take proper precautions to prevent damage or interruption of the utility and shall promptly notify the Engineer of the nature and location of said utility.

All necessary adjustments, as determined by the Engineer, of utilities not shown on the plans or not identified by markers, will be made at no cost to the Contractor except traffic structures, light poles, etc., that are normally located within the proposed construction limits as hereinafter defined will not be adjusted unless required by the proposed improvement.

(a) Limits of Proposed Construction for Utilities Paralleling the Roadway. For the purpose of this Article, limits of proposed construction for utilities extending in the same longitudinal direction as the roadway, shall be defined as follows:

(1) The horizontal limits shall be a vertical plane, outside of, parallel to, and 600 mm (2 ft) distant at right angles from the plan or revised slope limits.

In cases where the limits of excavation for structures are not shown on the plans, the horizontal limits shall be a vertical plane 1.2 m (4 ft) outside the edges of structure footings or the structure where no footings are required.

(2) The upper vertical limits shall be the regulations governing the roadbed clearance for the specific utility involved.

(3) The lower vertical limits shall be the top of the utility at the depth below the proposed grade as prescribed by the governing agency or the limits of excavation, whichever is less.

(b) Limits of Proposed Construction for Utilities Crossing the Roadway. For the purpose of this Article, limits of proposed construction for utilities crossing the roadway in a generally transverse direction shall be defined as follows:

(1) Utilities crossing excavations for structures that are normally made by trenching such as sewers, underdrains, etc. and all minor structures such as manholes, inlets, foundations for signs, foundations for traffic signals, etc., the limits shall be the space to be occupied by the proposed permanent construction unless otherwise required by the regulations governing the specific utility involved.

(2) For utilities crossing the proposed site of major structures such as bridges, sign trusses, etc., the limits shall be as defined above for utilities extending in the same general direction as the roadway.

The Contractor may make arrangements for adjustment of utilities outside of the limits of proposed construction provided the Contractor furnishes the Department with a signed agreement with the utility owner covering the adjustments to be made. The cost of any adjustments made outside the limits of proposed construction shall be the responsibility of the Contractor unless otherwise provided.

The Contractor shall request all utility owners to field locate their facilities according to Article 107.31. The Engineer may make the request for location from the utility after receipt of notice from the Contractor. On request, the Engineer will make an inspection to verify that the utility company has field located its facilities, but will not assume responsibility for the accuracy of such work. The Contractor shall be responsible for maintaining the excavations or markers provided by the utility owners. This field location procedure may be waived if the utility owner has stated in writing to the Department it is satisfied the construction plans are sufficiently accurate. If the utility owner does not submit such statement to the Department, and they do not field locate their facilities in both horizontal and vertical alignment, the Engineer will authorize the Contractor in writing to proceed to locate the facilities in the most economical and reasonable manner, subject to the approval of the Engineer, and be paid according to Article 109.04.

The Contractor shall coordinate with any planned utility adjustment or new installation and the Contractor shall take all precautions to prevent disturbance or damage to utility facilities. Any failure on the part of the utility owner, or their representative, to proceed with any planned utility adjustment or new installation shall be reported promptly by the Contractor to the Engineer orally and in writing.

The Contractor shall take all necessary precautions for the protection of the utility facilities. The Contractor shall be responsible for any damage or destruction of utility facilities resulting from neglect, misconduct, or omission in the Contractor's manner or method of execution or nonexecution of the work, or caused by defective work or the use of unsatisfactory materials. Whenever any damage or destruction of a utility facility occurs as a result of work performed by the Contractor, the utility company will be immediately notified. The utility company will make arrangements to restore such facility to a condition equal to that existing before any such damage or destruction was done.

It is understood and agreed that the Contractor has considered in the bid all of the permanent and temporary utilities in their present and/or adjusted positions.

No additional compensation will be allowed for any delays, inconvenience, or damage sustained by the Contractor due to any interference from the said utility facilities or the operation of relocating the said utility facilities.

State of Illinois
Department of Transportation
Bureau of Local Roads and Streets

SPECIAL PROVISION
FOR
INSURANCE

Effective: February 1, 2007
Revised: August 1, 2007

All references to Sections or Articles in this specification shall be construed to mean specific Section or Article of the Standard Specifications for Road and Bridge Construction, adopted by the Department of Transportation.

The Contractor shall name the following entities as additional insured under the Contractor's general liability insurance policy in accordance with Article 107.27:

Will County

The entities listed above and their officers, employees, and agents shall be indemnified and held harmless in accordance with Article 107.26.

BITUMINOUS MATERIALS COST ADJUSTMENTS (BDE) (RETURN FORM WITH BID)

Effective: November 2, 2006

Revised: August 1, 2013

Description. Bituminous material cost adjustments will be made to provide additional compensation to the Contractor, or credit to the Department, for fluctuations in the cost of bituminous materials when optioned by the Contractor. The adjustments shall apply to permanent and temporary hot-mix asphalt (HMA) mixtures, bituminous surface treatments (cover and seal coats), and preventative maintenance type surface treatments. The adjustments shall not apply to bituminous prime coats, tack coats, crack filling/sealing, or joint filling/sealing.

The bidder shall indicate on the attached form whether or not this special provision will be part of the contract and submit the completed form with his/her bid. Failure to submit the form, or failure to fill out the form completely, shall make this contract exempt of bituminous materials cost adjustments.

Method of Adjustment. Bituminous materials cost adjustments will be computed as follows.

$$CA = (BPI_P - BPI_L) \times (\%AC_V / 100) \times Q$$

- Where: CA = Cost Adjustment, \$.
- BPI_P = Bituminous Price Index, as published by the Department for the month the work is performed, \$/ton (\$/metric ton).
- BPI_L = Bituminous Price Index, as published by the Department for the month prior to the letting, \$/ton (\$/metric ton).
- %AC_V = Percent of virgin Asphalt Cement in the Quantity being adjusted. For HMA mixtures, the % AC_V will be determined from the adjusted job mix formula. For bituminous materials applied, a performance graded or cutback asphalt will be considered to be 100% AC_V and undiluted emulsified asphalt will be considered to be 65% AC_V.
- Q = Authorized construction Quantity, tons (metric tons) (see below).

For HMA mixtures measured in square yards: $Q, \text{ tons} = A \times D \times (G_{mb} \times 46.8) / 2000$. For HMA mixtures measured in square meters: $Q, \text{ metric tons} = A \times D \times (G_{mb} \times 1) / 1000$. When computing adjustments for full-depth HMA pavement, separate calculations will be made for the binder and surface courses to account for their different G_{mb} and % AC_V.

For bituminous materials measured in gallons: $Q, \text{ tons} = V \times 8.33 \text{ lb/gal} \times SG / 2000$
For bituminous materials measured in liters: $Q, \text{ metric tons} = V \times 1.0 \text{ kg/L} \times SG / 1000$

- Where: A = Area of the HMA mixture, sq yd (sq m).
D = Depth of the HMA mixture, in. (mm).
G_{mb} = Average bulk specific gravity of the mixture, from the approved mix design.
V = Volume of the bituminous material, gal (L).

SG = Specific Gravity of bituminous material as shown on the bill of lading.

Basis of Payment. Bituminous materials cost adjustments may be positive or negative but will only be made when there is a difference between the BPI_L and BPI_P in excess of five percent, as calculated by:

$$\text{Percent Difference} = \{(BPI_L - BPI_P) \div BPI_L\} \times 100$$

Bituminous materials cost adjustments will be calculated for each calendar month in which applicable bituminous material is placed; and will be paid or deducted when all other contract requirements for the work placed during the month are satisfied. The adjustments shall not apply during contract time subject to liquidated damages for completion of the entire contract.

Return With Bid

**ILLINOIS DEPARTMENT
OF TRANSPORTATION**

**OPTION FOR
BITUMINOUS MATERIALS COST ADJUSTMENTS**

The bidder shall submit this completed form with his/her bid. Failure to submit the form, or failure to fill out the form completely, shall make this contract exempt of bituminous materials cost adjustments. After award, this form, when submitted, shall become part of the contract.

Contract No.: _____

Company Name: _____

Contractor's Option:

Is your company opting to include this special provision as part of the contract?

Yes

No

Signature: _____ **Date:** _____

80173

**CONCRETE BOX CULVERTS WITH SKEWS \leq 30 DEGREES REGARDLESS OF DESIGN
FILL AND SKEWS $>$ 30 DEGREES WITH DESIGN FILLS $>$ 5 FEET (BDE)**

Effective: April 1, 2012

Revise the second paragraph of Article 540.04 of the Standard Specifications to read:

“Unless otherwise noted on the plans, the Contractor shall have the option, when a cast-in-place concrete box culvert is specified, of constructing the box culvert using precast box culvert sections when the design cover is 6 in. (150 mm) minimum. The precast box culvert sections shall be designed for the same design cover shown on the plans for cast-in-place box culvert; shall be of equal or larger size opening, and shall satisfy the design requirements of ASTM C 1577.”

Revise the fourth paragraph of Article 540.06 of the Standard Specifications to read:

“The excavation and backfilling for precast concrete box culverts shall be according to the requirements of Section 502, except where the design fill is less than or equal to 8 ft (2.4 m), or the design fill is less than the clear span of the box. In these cases ASTM C 1577 requires a select granular backfill (porous granular material) over the box. If a porous granular backfill is required but is not detailed on the plans for the culvert(s), the Contractor shall have the option of either furnishing porous granular backfill where required to satisfy ASTM C 1577, or submitting an alternate design, sealed by an Illinois licensed Structural Engineer, which precludes the use of a porous granular backfill. In addition for all precast boxes a layer of porous granular material, at least 6 in. (150 mm) in thickness, shall be placed below the elevation of the bottom of the box. The porous granular material shall extend at least 2 ft (600 mm) beyond each side of the box. The precast concrete box culvert shall be laid according to the applicable requirements of Article 542.04(d). After installation, the interior and exterior joint gap between precast concrete box culvert sections shall be a maximum of 1 1/2 in. (38 mm).”

80294

CONCRETE END SECTIONS FOR PIPE CULVERTS (BDE)

Effective: January 1, 2013

Description. This work shall consist of constructing cast-in-place concrete and precast concrete end sections for pipe culverts. These end sections are shown on the plans as Highway Standard 542001, 542006, 542011, or 542016. This work shall be according to Section 542 of the Standard Specifications except as modified herein.

Materials. Materials shall be according to the following Articles of Division 1000 – Materials of the Standard Specifications.

Item	Article/Section
(a) Portland Cement Concrete (Note 1)	1020
(b) Precast Concrete End Sections (Note 2)	
(c) Coarse Aggregate (Note 3)	1004.05
(d) Structural Steel (Note 4)	1006.04
(e) Anchor Bolts and Rods (Note 5)	1006.09
(f) Reinforcement Bars	1006.10(a)
(g) Nonshrink Grout	1024.02
(h) Chemical Adhesive Resin System	1027
(i) Mastic Joint Sealer for Pipe	1055
(j) Hand Hole Plugs	1042.16

Note 1. Cast-in-place concrete end sections shall be Class SI, except the 14 day mix design shall have a compressive strength of 5000 psi (34,500 kPa) or a flexural strength of (800 psi) 5500 kPa and a minimum cement factor of 6.65 cwt/cu yd (395 kg/cu m).

Note 2. Precast concrete end sections shall be according to Articles 1042.02 and 1042.03(b)(c)(d)(e) of the Standard Specifications. The concrete shall be Class PC according to Section 1020, and shall have a minimum compressive strength of 5000 psi (34,000 kPa) at 28 days.

Joints between precast sections shall be produced with reinforced tongue and groove ends according to the requirements of ASTM C 1577.

Note 3. The granular bedding placed below a precast concrete end section shall be gradation CA 6, CA 9, CA 10, CA 12, CA 17, CA 18, or CA 19.

Note 4. All components of the culvert tie detail shall be galvanized according to the requirements of AASHTO M 111 or M 232 as applicable.

Note 5. The anchor rods for the culvert ties shall be according to the requirements of ASTM F 1554, Grade 105 (Grade 725).

CONSTRUCTION REQUIREMENTS

The concrete end sections may be precast or cast-in-place construction. Toe walls shall be either precast or cast-in-place, and shall be in proper position and backfilled according to the applicable paragraphs of Article 502.10 of the Standard Specifications prior to the installation of the concrete end sections. If soil conditions permit, cast-in-place toe walls may be poured directly against the soil. When poured directly against the soil, the clear cover of the sides and bottom of the toe wall shall be increased to 3 in. (75 mm) by increasing the thickness of the toe wall.

- (a) Cast-In-Place Concrete End Sections. Cast-in-place concrete end sections shall be constructed according to the requirements of Section 503 of the Standard Specifications and as shown on the plans.
- (b) Precast Concrete End Sections. When the concrete end sections will be precast, shop drawings detailing the slab thickness and reinforcement layout shall be submitted to the Engineer for review and approval.

The excavation and backfilling for precast concrete end sections shall be according to the requirements of Section 502 of the Standard Specifications, except a layer of granular bedding at least 6 in. (150 mm) in thickness shall be placed below the elevation of the bottom of the end section. The granular bedding shall extend a minimum of 2 ft (600 mm) beyond each side of the end section.

Anchor rods connecting precast sections shall be brought to a snug tight condition followed by an additional 2/3 turn on one of the nuts. Match marks shall be provided on the bolt and nut to verify relative rotation between the bolt and the nut.

Method of Measurement. This work will be measured for payment as each, with each end of each culvert being one each.

Basis of Payment. This work will be paid for at the contract unit price per each for CONCRETE END SECTION, STANDARD 542001; CONCRETE END SECTION, STANDARD 542006; CONCRETE END SECTION, 542011; or CONCRETE END SECTION, 542016, of the pipe diameter and slope specified.

80311

CONSTRUCTION AIR QUALITY – DIESEL RETROFIT (BDE)

Effective: June 1, 2010

The reduction of emissions of particulate matter (PM) for off-road equipment shall be accomplished by installing retrofit emission control devices. The term “equipment” refers to diesel fuel powered devices rated at 50 hp and above, to be used on the jobsite in excess of seven calendar days over the course of the construction period on the jobsite (including rental equipment).

Contractor and subcontractor diesel powered off-road equipment assigned to the contract shall be retrofitted using the phased in approach shown below. Equipment that is of a model year older than the year given for that equipment’s respective horsepower range shall be retrofitted:

Effective Dates	Horsepower Range	Model Year
June 1, 2010 ^{1/}	600-749	2002
	750 and up	2006
June 1, 2011 ^{2/}	100-299	2003
	300-599	2001
	600-749	2002
	750 and up	2006
June 1, 2012 ^{2/}	50-99	2004
	100-299	2003
	300-599	2001
	600-749	2002
	750 and up	2006

1/ Effective dates apply to Contractor diesel powered off-road equipment assigned to the contract.

2/ Effective dates apply to Contractor and subcontractor diesel powered off-road equipment assigned to the contract.

The retrofit emission control devices shall achieve a minimum PM emission reduction of 50 percent and shall be:

- a) Included on the U.S. Environmental Protection Agency (USEPA) *Verified Retrofit Technology List* (<http://www.epa.gov/otaq/retrofit/verif-list.htm>), or verified by the California Air Resources Board (CARB) (<http://www.arb.ca.gov/diesel/verde/verdev.htm>); or
- b) Retrofitted with a non-verified diesel retrofit emission control device if verified retrofit emission control devices are not available for equipment proposed to be used on the project, and if the Contractor has obtained a performance certification from the retrofit

device manufacturer that the emission control device provides a minimum PM emission reduction of 50 percent.

Note: Large cranes (Crawler mounted cranes) which are responsible for critical lift operations are exempt from installing retrofit emission control devices if such devices adversely affect equipment operation.

Diesel powered off-road equipment with engine ratings of 50 hp and above, which are unable to be retrofitted with verified emission control devices or if performance certifications are not available which will achieve a minimum 50 percent PM reduction, may be granted a waiver by the Department if documentation is provided showing good faith efforts were made by the Contractor to retrofit the equipment.

Construction shall not proceed until the Contractor submits a certified list of the diesel powered off-road equipment that will be used, and as necessary, retrofitted with emission control devices. The list(s) shall include (1) the equipment number, type, make, Contractor/rental company name; and (2) the emission control devices make, model, USEPA or CARB verification number, or performance certification from the retrofit device manufacturer. Equipment reported as fitted with emissions control devices shall be made available to the Engineer for visual inspection of the device installation, prior to being used on the jobsite.

The Contractor shall submit an updated list of retrofitted off-road construction equipment as retrofitted equipment changes or comes on to the jobsite. The addition or deletion of any diesel powered equipment shall be included on the updated list.

If any diesel powered off-road equipment is found to be in non-compliance with any portion of this special provision, the Engineer will issue the Contractor a diesel retrofit deficiency deduction.

Any costs associated with retrofitting any diesel powered off-road equipment with emission control devices shall be considered as included in the contract unit prices bid for the various items of work involved and no additional compensation will be allowed. The Contractor's compliance with this notice and any associated regulations shall not be grounds for a claim.

Diesel Retrofit Deficiency Deduction

When the Engineer determines that a diesel retrofit deficiency exists, a daily monetary deduction will be imposed for each calendar day or fraction thereof the deficiency continues to exist. The calendar day(s) will begin when the time period for correction is exceeded and end with the Engineer's written acceptance of the correction. The daily monetary deduction will be \$1,000.00 for each deficiency identified.

The deficiency will be based on lack of diesel retrofit emissions control.

If a Contractor accumulates three diesel retrofit deficiency deductions for the same piece of equipment in a contract period, the Contractor will be shutdown until the deficiency is corrected.

Such a shutdown will not be grounds for any extension of the contract time, waiver of penalties, or be grounds for any claim.

80261

DISADVANTAGED BUSINESS ENTERPRISE PARTICIPATION (BDE)

Effective: September 1, 2000

Revised: August 2, 2011

FEDERAL OBLIGATION. The Department of Transportation, as a recipient of federal financial assistance, is required to take all necessary and reasonable steps to ensure nondiscrimination in the award and administration of contracts. Consequently, the federal regulatory provisions of 49 CFR Part 26 apply to this contract concerning the utilization of disadvantaged business enterprises. For the purposes of this Special Provision, a disadvantaged business enterprise (DBE) means a business certified by the Department in accordance with the requirements of 49 CFR Part 26 and listed in the Illinois Unified Certification Program (IL UCP) DBE Directory.

STATE OBLIGATION. This Special Provision will also be used by the Department to satisfy the requirements of the Business Enterprise for Minorities, Females, and Persons with Disabilities Act, 30 ILCS 575. When this Special Provision is used to satisfy state law requirements on 100 percent state-funded contracts, the federal government has no involvement in such contracts (not a federal-aid contract) and no responsibility to oversee the implementation of this Special Provision by the Department on those contracts. DBE participation on 100 percent state-funded contracts will not be credited toward fulfilling the Department's annual overall DBE goal required by the US Department of Transportation to comply with the federal DBE program requirements.

CONTRACTOR ASSURANCE. The Contractor makes the following assurance and agrees to include the assurance in each subcontract that the Contractor signs with a subcontractor.

The Contractor, subrecipient, or subcontractor shall not discriminate on the basis of race, color, national origin, or sex in the performance of this contract. The Contractor shall carry out applicable requirements of 49 CFR Part 26 in the award and administration of contracts funded in whole or in part with federal or state funds. Failure by the Contractor to carry out these requirements is a material breach of this contract, which may result in the termination of this contract or such other remedy as the recipient deems appropriate.

OVERALL GOAL SET FOR THE DEPARTMENT. As a requirement of compliance with 49 CFR Part 26, the Department has set an overall goal for DBE participation in its federally assisted contracts. That goal applies to all federal-aid funds the Department will expend in its federally assisted contracts for the subject reporting fiscal year. The Department is required to make a good faith effort to achieve the overall goal. The dollar amount paid to all approved DBE companies performing work called for in this contract is eligible to be credited toward fulfillment of the Department's overall goal.

CONTRACT GOAL TO BE ACHIEVED BY THE CONTRACTOR. This contract includes a specific DBE utilization goal established by the Department. The goal has been included because the Department has determined that the work of this contract has subcontracting opportunities that may be suitable for performance by DBE companies. The determination is

based on an assessment of the type of work, the location of the work, and the availability of DBE companies to do a part of the work. The assessment indicates that, in the absence of unlawful discrimination, and in an arena of fair and open competition, DBE companies can be expected to perform 16.00% of the work. This percentage is set as the DBE participation goal for this contract. Consequently, in addition to the other award criteria established for this contract, the Department will only award this contract to a bidder who makes a good faith effort to meet this goal of DBE participation in the performance of the work. A bidder makes a good faith effort for award consideration if either of the following is done in accordance with the procedures set for in this Special Provision:

- (a) The bidder documents that enough DBE participation has been obtained to meet the goal: or
- (b) The bidder documents that a good faith effort has been made to meet the goal, even though the effort did not succeed in obtaining enough DBE participation to meet the goal.

DBE LOCATOR REFERENCES. Bidders shall consult the IL UCP DBE Directory as a reference source for DBE-certified companies. In addition, the Department maintains a letting and item specific DBE locator information system whereby DBE companies can register their interest in providing quotes on particular bid items advertised for letting. Information concerning DBE companies willing to quote work for particular contracts may be obtained by contacting the Department's Bureau of Small Business Enterprises at telephone number (217)785-4611, or by visiting the Department's website at www.dot.il.gov.

BIDDING PROCEDURES. Compliance with this Special Provision is a material bidding requirement. The failure of the bidder to comply will render the bid not responsive.

- (a) The bidder shall submit a Disadvantaged Business Utilization Plan on Department forms SBE 2025 and 2026 with the bid.
- (b) The Utilization Plan shall indicate that the bidder either has obtained sufficient DBE participation commitments to meet the contract goal or has not obtained enough DBE participation commitments in spite of a good faith effort to meet the goal. The Utilization Plan shall further provide the name, telephone number, and telefax number of a responsible official of the bidder designated for purposes of notification of plan approval or disapproval under the procedures of this Special Provision.
- (c) The Utilization Plan shall include a DBE Participation Commitment Statement, Department form SBE 2025, for each DBE proposed for the performance of work to achieve the contract goal. For bidding purposes, submission of the completed SBE 2025 forms, signed by the DBEs and faxed to the bidder will be acceptable as long as the original is available and provided upon request. All elements of information indicated on the said form shall be provided, including but not limited to the following:
 - (1) The names and addresses of DBE firms that will participate in the contract;

- (2) A description, including pay item numbers, of the work each DBE will perform;
- (3) The dollar amount of the participation of each DBE firm participating. The dollar amount of participation for identified work shall specifically state the quantity, unit price, and total subcontract price for the work to be completed by the DBE. If partial pay items are to be performed by the DBE, indicate the portion of each item, a unit price where appropriate and the subcontract price amount;
- (4) DBE Participation Commitment Statements, form SBE 2025, signed by the bidder and each participating DBE firm documenting the commitment to use the DBE subcontractors whose participation is submitted to meet the contract goal;
- (5) if the bidder is a joint venture comprised of DBE companies and non-DBE companies, the plan must also include a clear identification of the portion of the work to be performed by the DBE partner(s); and,
- (6) If the contract goal is not met, evidence of good faith efforts.

GOOD FAITH EFFORT PROCEDURES. The contract will not be awarded until the Utilization Plan submitted by the apparent successful bidder is approved. All information submitted by the bidder must be complete, accurate and adequately document that enough DBE participation has been obtained or document that good faith efforts of the bidder, in the event enough DBE participation has not been obtained, before the Department will commit to the performance of the contract by the bidder. The Utilization Plan will be approved by the Department if the Utilization Plan documents sufficient commercially useful DBE work performance to meet the contract goal or the bidder submits sufficient documentation of a good faith effort to meet the contract goal pursuant to 49 CFR Part 26, Appendix A. The Utilization Plan will not be approved by the Department if the Utilization Plan does not document sufficient DBE participation to meet the contract goal unless the apparent successful bidder documented in the Utilization Plan that it made a good faith effort to meet the goal. This means that the bidder must show that all necessary and reasonable steps were taken to achieve the contract goal. Necessary and reasonable steps are those which, by their scope, intensity and appropriateness to the objective, could reasonably be expected to obtain sufficient DBE participation, even if they were not successful. The Department will consider the quality, quantity, and intensity of the kinds of efforts that the bidder has made. Mere *pro forma* efforts, in other words, efforts done as a matter of form, are not good faith efforts; rather, the bidder is expected to have taken genuine efforts that would be reasonably expected of a bidder actively and aggressively trying to obtain DBE participation sufficient to meet the contract goal.

- (a) The following is a list of types of action that the Department will consider as part of the evaluation of the bidder's good faith efforts to obtain participation. These listed factors are not intended to be a mandatory checklist and are not intended to be exhaustive. Other factors or efforts brought to the attention of the Department may be relevant in appropriate cases, and will be considered by the Department.

- (1) Soliciting through all reasonable and available means (e.g. attendance at pre-bid meetings, advertising and/or written notices) the interest of all certified DBE companies that have the capability to perform the work of the contract. The bidder must solicit this interest within sufficient time to allow the DBE companies to respond to the solicitation. The bidder must determine with certainty if the DBE companies are interested by taking appropriate steps to follow up initial solicitations.
- (2) Selecting portions of the work to be performed by DBE companies in order to increase the likelihood that the DBE goals will be achieved. This includes, where appropriate, breaking out contract work items into economically feasible units to facilitate DBE participation, even when the prime Contractor might otherwise prefer to perform these work items with its own forces.
- (3) Providing interested DBE companies with adequate information about the plans, specifications, and requirements of the contract in a timely manner to assist them in responding to a solicitation.
- (4)
 - a. Negotiating in good faith with interested DBE companies. It is the bidder's responsibility to make a portion of the work available to DBE subcontractors and suppliers and to select those portions of the work or material needs consistent with the available DBE subcontractors and suppliers, so as to facilitate DBE participation. Evidence of such negotiation includes the names, addresses, and telephone numbers of DBE companies that were considered; a description of the information provided regarding the plans and specifications for the work selected for subcontracting; and evidence as to why additional agreements could not be reached for DBE companies to perform the work.
 - b. A bidder using good business judgment would consider a number of factors in negotiating with subcontractors, including DBE subcontractors, and would take a firm's price and capabilities as well as contract goals into consideration. However, the fact that there may be some additional costs involved in finding and using DBE companies is not in itself sufficient reason for a bidder's failure to meet the contract DBE goal, as long as such costs are reasonable. Also the ability or desire of a bidder to perform the work of a contract with its own organization does not relieve the bidder of the responsibility to make good faith efforts. Bidders are not, however, required to accept higher quotes from DBE companies if the price difference is excessive or unreasonable.
- (5) Not rejecting DBE companies as being unqualified without sound reasons based on a thorough investigation of their capabilities. The bidder's standing within its industry, membership in specific groups, organizations, or associations and political or social affiliations (for example union vs. non-union employee status) are not legitimate causes for the rejection or non-solicitation of bids in the bidder's efforts to meet the project goal.

- (6) Making efforts to assist interested DBE companies in obtaining bonding, lines of credit, or insurance as required by the recipient or Contractor.
 - (7) Making efforts to assist interested DBE companies in obtaining necessary equipment, supplies, materials, or related assistance or services.
 - (8) Effectively using the services of available minority/women community organizations; minority/women contractors' groups; local, state, and federal minority/women business assistance offices; and other organizations as allowed on a case-by-case basis to provide assistance in the recruitment and placement of DBE companies.
- (b) If the Department determines that the apparent successful bidder has made a good faith effort to secure the work commitment of DBE companies to meet the contract goal, the Department will award the contract provided that it is otherwise eligible for award. If the Department determines that the bidder has failed to meet the requirements of this Special Provision or that a good faith effort has not been made, the Department will notify the responsible company official designated in the Utilization Plan that the bid is not responsive. The notification shall include a statement of reasons for the determination.
- (c) The bidder may request administrative reconsideration of a determination adverse to the bidder within the five working days after the receipt of the notification date of the determination by delivering the request to the Department of Transportation, Bureau of Small Business Enterprises, Contract Compliance Section, 2300 South Dirksen Parkway, Room 319, Springfield, Illinois 62764 (Telefax: (217)785-1524). Deposit of the request in the United States mail on or before the fifth business day shall not be deemed delivery. The determination shall become final if a request is not made and delivered. A request may provide additional written documentation and/or argument concerning the issues raised in the determination statement of reasons, provided the documentation and arguments address efforts made prior to submitting the bid. The request will be forwarded to the Department's Reconsideration Officer. The Reconsideration Officer will extend an opportunity to the bidder to meet in person in order to consider all issues of documentation and whether the bidder made a good faith effort to meet the goal. After the review by the Reconsideration Officer, the bidder will be sent a written decision within ten working days after receipt of the request for consideration, explaining the basis for finding that the bidder did or did not meet the goal or make adequate good faith efforts to do so. A final decision by the Reconsideration Officer that a good faith effort was made shall approve the Utilization Plan submitted by the bidder and shall clear the contract for award. A final decision that a good faith effort was not made shall render the bid not responsive.

CALCULATING DBE PARTICIPATION. The Utilization Plan values represent work anticipated to be performed and paid for upon satisfactory completion. The Department is only able to count toward the achievement of the overall goal and the contract goal the value of payments made for the work actually performed by DBE companies. In addition, a DBE must perform a commercially useful function on the contract to be counted. A commercially useful function is

generally performed when the DBE is responsible for the work and is carrying out its responsibilities by actually performing, managing, and supervising the work involved. The Department and Contractor are governed by the provisions of 49 CFR Part 26.55(c) on questions of commercially useful functions as it affects the work. Specific counting guidelines are provided in 49 CFR Part 26.55, the provisions of which govern over the summary contained herein.

- (a) DBE as the Contractor: 100 percent goal credit for that portion of the work performed by the DBE's own forces, including the cost of materials and supplies. Work that a DBE subcontracts to a non-DBE does not count toward the DBE goals.
- (b) DBE as a joint venture Contractor: 100 percent goal credit for that portion of the total dollar value of the contract equal to the distinct, clearly defined portion of the work performed by the DBE's own forces.
- (c) DBE as a subcontractor: 100 percent goal credit for the work of the subcontract performed by the DBE's own forces, including the cost of materials and supplies, excluding the purchase of materials and supplies or the lease of equipment by the DBE subcontractor from the prime Contractor or its affiliates. Work that a DBE subcontractor in turn subcontracts to a non-DBE does not count toward the DBE goal.
- (d) DBE as a trucker: 100 percent goal credit for trucking participation provided the DBE is responsible for the management and supervision of the entire trucking operation for which it is responsible. At least one truck owned, operated, licensed, and insured by the DBE must be used on the contract. Credit will be given for the following:
 - (1) The DBE may lease trucks from another DBE firm, including an owner-operator who is certified as a DBE. The DBE who leases trucks from another DBE receives credit for the total value of the transportation services the lessee DBE provides on the contract.
 - (2) The DBE may also lease trucks from a non-DBE firm, including from an owner-operator. The DBE who leases trucks from a non-DBE is entitled to credit only for the fee or commission is receives as a result of the lease arrangement.
- (e) DBE as a material supplier:
 - (1) 60 percent goal credit for the cost of the materials or supplies purchased from a DBE regular dealer.
 - (2) 100 percent goal credit for the cost of materials of supplies obtained from a DBE manufacturer.
 - (3) 100 percent credit for the value of reasonable fees and commissions for the procurement of materials and supplies if not a regular dealer or manufacturer.

CONTRACT COMPLIANCE. Compliance with this Special Provision is an essential part of the contract. The Department is prohibited by federal regulations from crediting the participation of a DBE included in the Utilization Plan toward either the contract goal or the Department's overall goal until the amount to be applied toward the goals has been paid to the DBE. The following administrative procedures and remedies govern the compliance by the Contractor with the contractual obligations established by the Utilization Plan. After approval of the Utilization Plan and award of the contract, the Utilization Plan and individual DBE Participation Statements become part of the contract. If the Contractor did not succeed in obtaining enough DBE participation to achieve the advertised contract goal, and the Utilization Plan was approved and contract awarded based upon a determination of good faith, the total dollar value of DBE work calculated in the approved Utilization Plan as a percentage of the awarded contract value shall become the amended contract goal. All work indicated for performance by an approved DBE shall be performed, managed, and supervised by the DBE executing the Participation Statement.

- (a) NO AMENDMENT. No amendment to the Utilization Plan may be made without prior written approval from the Department's Bureau of Small Business Enterprises. All requests for amendment to the Utilization Plan shall be submitted to the Department of Transportation, Bureau of Small Business Enterprises, Contract Compliance Section, 2300 South Dirksen Parkway, Room 319, Springfield, Illinois 62764. Telephone number (217)785-4611. Telefax number (217)785-1524.
- (b) TERMINATION OR REPLACEMENT. The Contractor shall not terminate or replace a DBE listed on the approved Utilization Plan, or perform with other forces work designated for a listed DBE except as provided in the Special Provision.
- (c) CHANGES TO WORK. Any deviation from the DBE condition-of-award or contract plans, specifications, or special provisions must be approved, in writing, by the Department as provided elsewhere in the Contract. The Contractor shall notify affected DBEs in writing of any changes in the scope of work which result in a reduction in the dollar amount condition-of-award to the contract. Where the revision includes work committed to a new DBE subcontractor, not previously involved in the project, then a Request for Approval of Subcontractor, Department form BC 260A, must be signed and submitted. If the commitment of work is in the form of additional tasks assigned to an existing subcontract, then a new Request for Approval of Subcontractor shall not be required. However, the Contractor must document efforts to assure that the existing DBE subcontractor is capable of performing the additional work and has agreed in writing to the change.
- (d) ALTERNATIVE WORK METHODS. In addition to the above requirements for reductions in the condition of award, additional requirements apply to the two cases of Contractor-initiated work substitution proposals. Where the contract allows alternate work methods which serve to delete or create underruns in condition of award DBE work, and the Contractor selects that alternate method or, where the Contractor proposes a substitute work method or material that serves to diminish or delete work committed to a DBE and replace it with other work, then the Contractor must demonstrate one of the following:

- (1) That the replacement work will be performed by the same DBE (as long as the DBE is certified in the respective item of work) in a modification of the condition of award; or
- (2) That the DBE is aware that its work will be deleted or will experience underruns and has agreed in writing to the change. If this occurs, the Contractor shall substitute other work of equivalent value to a certified DBE or provide documentation of good faith efforts to do so; or
- (3) That the DBE is not capable of performing the replacement work or has declined to perform the work at a reasonable competitive price. If this occurs, the Contractor shall substitute other work of equivalent value to a certified DBE or provide documentation of good faith efforts to do so.

(e) TERMINATION AND REPLACEMENT PROCEDURES. The Contractor shall not terminate or replace a DBE subcontractor listed in the approved Utilization Plan without prior written consent. This includes, but is not limited to, instances in which the Contractor seeks to perform work originally designated for a DBE subcontractor with its own forces or those of an affiliate, a non-DBE firm, or with another DBE firm. Written consent will be granted only if the Bureau of Small Business Enterprises agrees, for reasons stated in its concurrence document, that the Contractor has good cause to terminate or replace the DBE firm. Before transmitting to the Bureau of Small Business Enterprises any request to terminate and/or substitute a DBE subcontractor, the Contractor shall give notice in writing to the DBE subcontractor, with a copy to the Bureau, of its intent to request to terminate and/or substitute, and the reason for the request. The Contractor shall give the DBE five days to respond to the Contractor's notice. The DBE so notified shall advise the Bureau and the Contractor of the reasons, if any, why it objects to the proposed termination of its subcontract and why the Bureau should not approve the Contractor's action. If required in a particular case as a matter of public necessity, the Bureau may provide a response period shorter than five days.

For purposes of this paragraph, good cause includes the following circumstances:

- (1) The listed DBE subcontractor fails or refuses to execute a written contract;
- (2) The listed DBE subcontractor fails or refuses to perform the work of its subcontract in a way consistent with normal industry standards. Provided, however, that good cause does not exist if the failure or refusal of the DBE subcontractor to perform its work on the subcontract results from the bad faith or discriminatory action of the prime contractor;
- (3) The listed DBE subcontractor fails or refuses to meet the prime Contractor's reasonable, nondiscriminatory bond requirements;

- (4) The listed DBE subcontractor becomes bankrupt, insolvent, or exhibits credit unworthiness;
- (5) The listed DBE subcontractor is ineligible to work on public works projects because of suspension and debarment proceedings pursuant 2 CFR Parts 180, 215 and 1,200 or applicable state law.
- (6) You have determined that the listed DBE subcontractor is not a responsible contractor;
- (7) The listed DBE subcontractor voluntarily withdraws from the projects and provides to you written notice of its withdrawal;
- (8) The listed DBE is ineligible to receive DBE credit for the type of work required;
- (9) A DBE owner dies or becomes disabled with the result that the listed DBE contractor is unable to complete its work on the contract;
- (10) Other documented good cause that compels the termination of the DBE subcontractor. Provided, that good cause does not exist if the prime Contractor seeks to terminate a DBE it relied upon to obtain the contract so that the prime Contractor can self-perform the work for which the DBE contractor was engaged or so that the prime Contractor can substitute another DBE or non-DBE contractor after contract award.

When a DBE is terminated, or fails to complete its work on the Contract for any reason the Contractor shall make a good faith effort to find another DBE to substitute for the original DBE to perform at least the same amount of work under the contract as the terminated DBE to the extent needed to meet the established Contract goal.

- (f) PAYMENT RECORDS. The Contractor shall maintain a record of payments for work performed to the DBE participants. The records shall be made available to the Department for inspection upon request. After the performance of the final item of work or delivery of material by a DBE and final payment therefore to the DBE by the Contractor, but not later than thirty calendar days after payment has been made by the Department to the Contractor for such work or material, the Contractor shall submit a DBE Payment Agreement on Department form SBE 2115 to the Regional Engineer. If full and final payment has not been made to the DBE, the DBE Payment Agreement shall indicate whether a disagreement as to the payment required exists between the Contractor and the DBE or if the Contractor believes that the work has not been satisfactorily completed. If the Contractor does not have the full amount of work indicated in the Utilization Plan performed by the BDE companies indicated in the Utilization Plan and after good faith efforts are reviewed, the Department may deduct from contract payments to the Contractor the amount of the goal not achieved as liquidated and ascertained damages. The Contractor may request an administrative

| reconsideration of any amount deducted as damages pursuant to subsection (h) of this part.

| (g) ENFORCEMENT. The Department reserves the right to withhold payment to the Contractor to enforce the provisions of this Special Provision. Final payment shall not be made on the contract until such time as the Contractor submits sufficient documentation demonstrating achievement of the goal in accordance with this Special Provision or after liquidated damages have been determined and collected.

| (h) RECONSIDERATION. Notwithstanding any other provision of the contract, including but not limited to Article 109.09 of the Standard Specifications, the Contractor may request administrative reconsideration of a decision to deduct the amount of the goal not achieved as liquidated damages. A request to reconsider shall be delivered to the Contract Compliance Section and shall be handled and considered in the same manner as set forth in paragraph (c) of "Good Faith Effort Procedures" of this Special Provision, except a final decision that a good faith effort was not made during contract performance to achieve the goal agreed to in the Utilization Plan shall be the final administrative decision of the Department.

80029

GRANULAR MATERIALS (BDE)

Effective: November 1, 2012

Revise the title of Article 1003.04 of the Standard Specifications to read:

“1003.04 Fine Aggregate for Bedding, Trench Backfill, Embankment, Porous Granular Backfill, Sand Backfill for Underdrains, and French Drains.”

Revise Article 1003.04(c) of the Standard Specifications to read:

“(c) Gradation. The fine aggregate gradations for granular embankment, granular backfill, bedding, and trench backfill for pipe culverts and storm sewers shall be FA 1, FA 2, or FA 6 through FA 21.

The fine aggregate gradation for porous granular embankment, porous granular backfill, french drains, and sand backfill for underdrains shall be FA 1, FA 2, or FA 20, except the percent passing the No. 200 (75 μm) sieve shall be 2±2.”

Revise Article 1004.05(c) of the Standard Specifications to read:

“(c) Gradation. The coarse aggregate gradations shall be as follows.

Application	Gradation
Blotter	CA 15
Granular Embankment, Granular Backfill, Bedding, and Trench Backfill for Pipe Culverts and Storm Sewers	CA 6, CA 9, CA 10, CA 12, CA17, CA18, and CA 19
Porous Granular Embankment, Porous Granular Backfill, and French Drains	CA 7, CA 8, CA 11, CA 15, CA 16 and CA 18”

80303

HOT-MIX ASPHALT - DENSITY TESTING OF LONGITUDINAL JOINTS (BDE)

Effective: January 1, 2010

Revised: April 1, 2012

Description. This work shall consist of testing the density of longitudinal joints as part of the quality control/quality assurance (QC/QA) of hot-mix asphalt (HMA). Work shall be according to Section 1030 of the Standard Specifications except as follows.

Quality Control/Quality Assurance (QC/QA). Delete the second and third sentence of the third paragraph of Article 1030.05(d)(3) of the Standard Specifications.

Add the following paragraphs to the end of Article 1030.05(d)(3) of the Standard Specifications:

“Longitudinal joint density testing shall be performed at each random density test location. Longitudinal joint testing shall be located at a distance equal to the lift thickness or a minimum of 4 in. (100 mm), from each pavement edge. (i.e. for a 5 in. (125 mm) lift the near edge of the density gauge or core barrel shall be within 5 in. (125 mm) from the edge of pavement.) Longitudinal joint density testing shall be performed using either a correlated nuclear gauge or cores.

- a. Confined Edge. Each confined edge density shall be represented by a one-minute nuclear density reading or a core density and shall be included in the average of density readings or core densities taken across the mat which represents the Individual Test.
- b. Unconfined Edge. Each unconfined edge joint density shall be represented by an average of three one-minute density readings or a single core density at the given density test location and shall meet the density requirements specified herein. The three one-minute readings shall be spaced ten feet apart longitudinally along the unconfined pavement edge and centered at the random density test location.”

Revise the Density Control Limits table in Article 1030.05(d)(4) of the Standard Specifications to read:

“Mixture Composition	Parameter	Individual Test (includes confined edges)	Unconfined Edge Joint Density Minimum
IL-4.75	Ndesign = 50	93.0 – 97.4%	91.0%
IL-9.5, IL-12.5	Ndesign ≥ 90	92.0 – 96.0%	90.0%
IL-9.5, IL-9.5L, IL-12.5	Ndesign < 90	92.5 – 97.4%	90.0%
IL-19.0, IL-25.0	Ndesign ≥ 90	93.0 – 96.0%	90.0%
IL-19.0, IL-19.0L, IL-25.0	Ndesign < 90	93.0 – 97.4%	90.0%

SMA	Ndesign = 50 & 80	93.5 – 97.4%	91.0%
All Other	Ndesign = 30	93.0 - 97.4%	90.0%”

80246

LIQUIDATED DAMAGES (BDE)

Effective: April 1, 2013

Revise the table in Article 108.09 of the Standard Specifications to read:

"Schedule of Deductions for Each Day of Overrun in Contract Time			
Original Contract Amount		Daily Charges	
From More Than	To and Including	Calendar Day	Work Day
\$ 0	\$ 100,000	\$ 475	\$ 675
100,000	500,000	750	1,050
500,000	1,000,000	1,025	1,425
1,000,000	3,000,000	1,275	1,725
3,000,000	6,000,000	1,425	2,000
6,000,000	12,000,000	2,300	3,450
12,000,000	And over	6,775	9,525"

80320

LRFD PIPE CULVERT BURIAL TABLES (BDE)

Effective: November 1, 2013

Revise Article 542.02 of the Standard Specifications to read as follows:

"Item	Article/Section
(a) Corrugated Steel Pipe	1006.01
(b) Corrugated Steel Pipe Arch	1006.01
(c) Bituminous Coated Corrugated Steel Pipe	1006.01
(d) Bituminous Coated Corrugated Steel Pipe Arch	1006.01
(e) Zinc and Aramid Fiber Composite Coated Corrugated Steel Pipe	1006.01
(f) Aluminized Steel Type 2 Corrugated Pipe	1006.01
(g) Aluminized Steel Type 2 Corrugated Pipe Arch	1006.01
(h) Precoated Galvanized Corrugated Steel Pipe	1006.01
(i) Precoated Galvanized Corrugated Steel Pipe Arch	1006.01
(j) Corrugated Aluminum Alloy Pipe	1006.03
(k) Corrugated Aluminum Alloy Pipe Arch	1006.03
(l) Extra Strength Clay Pipe	1040.02
(m) Concrete Sewer, Storm Drain, and Culvert Pipe	1042
(n) Reinforced Concrete Culvert, Storm Drain, and Sewer Pipe	1042
(o) Reinforced Concrete Elliptical Culvert, Storm Drain, and Sewer Pipe.....	1042
(p) Reinforced Concrete Arch Culvert, Storm Drain, and Sewer Pipe	1042
(q) Polyvinyl Chloride (PVC) Pipe	1040.03
(r) Corrugated Polyvinyl Chloride (PVC) Pipe with a Smooth Interior	1040.03
(s) Corrugated Polypropylene (CPP) pipe with smooth Interior	1040.07
(t) Corrugated Polyethylene (PE) Pipe with a Smooth Interior	1040.04
(u) Polyethylene (PE) Pipe with a Smooth Interior	1040.04
(v) Rubber Gaskets and Preformed Flexible Joint Sealants for Concrete Pipe	1056
(w) Mastic Joint Sealer for Pipe	1055
(x) External Sealing Band	1057
(y) Fine Aggregate (Note 1)	1003.04
(z) Coarse Aggregate (Note 2)	1004.05
(aa) Packaged Rapid Hardening Mortar or Concrete	1018
(bb) Nonshrink Grout	1024.02
(cc) Reinforcement Bars and Welded Wire Fabric	1006.10
(dd) Handling Hole Plugs	1042.16

Note 1. The fine aggregate shall be moist.

Note 2. The coarse aggregate shall be wet."

Revise the table for permitted materials in Article 542.03 of the Standard Specifications as follows:

"Class	Materials
A	Rigid Pipes: Extra Strength Clay Pipe Concrete Sewer Storm Drain and Culvert Pipe, Class 3 Reinforced Concrete Culvert, Storm Drain, and Sewer Pipe Reinforced Concrete Elliptical Culvert, Storm Drain, and Sewer Pipe Reinforced Concrete Arch Culvert, Storm Drain, and Sewer Pipe
C	Rigid Pipes: Extra Strength Clay Pipe Concrete Sewer Storm Drain and Culvert Pipe, Class 3 Reinforced Concrete Culvert, Storm Drain, and Sewer Pipe Reinforced Concrete Elliptical Culvert, Storm Drain, and Sewer Pipe Reinforced Concrete Arch Culvert, Storm Drain, and Sewer Pipe Flexible Pipes: Aluminized Steel Type 2 Corrugated Pipe Aluminized Steel Type 2 Corrugated Pipe Arch Precoated Galvanized Corrugated Steel Pipe Precoated Galvanized Corrugated Steel Pipe Arch Corrugated Aluminum Alloy Pipe Corrugated Aluminum Alloy Pipe Arch Polyvinyl Chloride (PVC) Pipe Corrugated Polyvinyl Chloride (PVC) Pipe with a Smooth Interior Polyethylene (PE) Pipe with a Smooth Interior Corrugated Polypropylene (CPP) Pipe with Smooth Interior
D	Rigid Pipes: Extra Strength Clay Pipe Concrete Sewer Storm Drain and Culvert Pipe, Class 3 Reinforced Concrete Culvert, Storm Drain, and Sewer Pipe Reinforced Concrete Elliptical Culvert, Storm Drain, and Sewer Pipe Reinforced Concrete Arch Culvert, Storm Drain, and Sewer Pipe Flexible Pipes: Corrugated Steel Pipe Corrugated Steel Pipe Arch Bituminous Coated Corrugated Steel Pipe Bituminous Coated Corrugated Steel Pipe Arch Zinc and Aramid Fiber Composite Coated Corrugated Steel Pipe Aluminized Steel Type 2 Corrugated Pipe Aluminized Steel Type 2 Corrugated Pipe Arch Precoated Galvanized Corrugated Steel Pipe Precoated Galvanized Corrugated Steel Pipe Arch Corrugated Aluminum Alloy Pipe Corrugated Aluminum Alloy Pipe Arch Polyvinyl Chloride (PVC) Pipe Corrugated Polyvinyl Chloride (PVC) Pipe with a Smooth Interior Corrugated Polyethylene (PE) Pipe with a Smooth Interior Polyethylene (PE) Pipe with a Smooth Interior Corrugated Polypropylene (CPP) Pipe with Smooth Interior

Revise Articles 542.03(b) and (c) of the Standard Specifications to read:

- "(b) Extra strength clay pipe will only be permitted for pipe culverts Type 1, for 10 in., 12 in., 42 in. and 48 in. (250 mm, 300 mm, 1050 mm and 1200 mm), Types 2, up to and including 48 in. (1200 mm), Type 3, up to and including 18 in. (450 mm), Type 4 up to and including 10 in. (250 mm), for all pipe classes.
- (c) Concrete sewer, storm drain, and culvert pipe Class 3 will only be permitted for pipe culverts Type 1, up to and including 10 in (250 mm), Type 2, up to and including 30 in. (750 mm), Type 3, up to and including 15 in. (375 mm); Type 4, up to and including 10 in. (250 mm), for all pipe classes."

Replace the pipe tables in Article 542.03 of the Standard Specifications with the following:

"Table IA: Classes of Reinforced Concrete Pipe for the Respective Diameters of Pipe and Fill Heights over the Top of the Pipe							
Nominal Diameter in.	Type 1	Type 2	Type 3	Type 4	Type 5	Type 6	Type 7
	Fill Height: 3' and less 1' min cover	Fill Height: Greater than 3' not exceeding 10'	Fill Height: Greater than 10' not exceeding 15'	Fill Height: Greater than 15' not exceeding 20'	Fill Height: Greater than 20' not exceeding 25'	Fill Height: Greater than 25' not exceeding 30'	Fill Height: Greater than 30' not exceeding 35'
12	IV	II	III	IV	IV	V	V
15	IV	II	III	IV	IV	V	V
18	IV	II	III	IV	IV	V	V
21	III	II	III	IV	IV	V	V
24	III	II	III	IV	IV	V	V
30	IV	II	III	IV	IV	V	V
36	III	II	III	IV	IV	V	V
42	II	II	III	IV	IV	V	V
48	II	II	III	IV	IV	V	V
54	II	II	III	IV	IV	V	V
60	II	II	III	IV	IV	V	V
66	II	II	III	IV	IV	V	V
72	II	II	III	IV	V	V	V
78	II	II	III	IV	2020	2370	2730
84	II	II	III	IV	2020	2380	2740
90	II	III	III	1680	2030	2390	2750
96	II	III	III	1690	2040	2400	2750
102	II	III	IV	1700	2050	2410	2760
108	II	III	1360	1710	2060	2410	2770

Notes:

A number indicates the D-Load for the diameter and depth of fill and that a special design is required.

Design assumptions: Water filled pipe, Type 2 bedding and Class C Walls

Table IA: Classes of Reinforced Concrete Pipe for the Respective Diameters of Pipe and Fill Heights over the Top of the Pipe (Metric)							
Nominal Diameter mm	Type 1	Type 2	Type 3	Type 4	Type 5	Type 6	Type 7
	Fill Height: 1 m and less 0.3 m min cover	Fill Height: Greater than 1 m not exceeding 3 m	Fill Height: Greater than 3 m not exceeding 4.5 m	Fill Height: Greater than 4.5 m not exceeding 6 m	Fill Height: Greater than 6 m not exceeding 7.5 m	Fill Height: Greater than 7.5 m not exceeding 9 m	Fill Height: Greater than 9 m not exceeding 10.5 m
300	IV	II	III	IV	IV	V	V
375	IV	II	III	IV	IV	V	V
450	IV	II	III	IV	IV	V	V
525	III	II	III	IV	IV	V	V
600	III	II	III	IV	IV	V	V
750	IV	II	III	IV	IV	V	V
900	III	II	III	IV	IV	V	V
1050	II	II	III	IV	IV	V	V
1200	II	II	III	IV	IV	V	V
1350	II	II	III	IV	IV	V	V
1500	II	II	III	IV	IV	V	V
1650	II	II	III	IV	IV	V	V
1800	II	II	III	IV	IV	V	V
1950	II	II	III	IV	100	110	130
2100	II	II	III	IV	100	110	130
2250	II	III	III	80	100	110	130
2400	II	III	III	80	100	110	130
2550	II	III	IV	80	100	120	130
2700	II	III	70	80	100	120	130

Notes:
A number indicates the D-Load for the diameter and depth of fill and that a special design is required.
Design assumptions: Water filled pipe, Type 2 bedding and Class C Walls

TABLE IB: THICKNESS OF CORRUGATED STEEL PIPE FOR THE RESPECTIVE DIAMETER OF PIPE AND FILL HEIGHTS OVER THE TOP OF THE PIPE FOR 2 2/3"x1/2", 3"x1" AND 5"x1" CORRUGATIONS

Nominal Diameter in.	Type 1		Type 2		Type 3		Type 4		Type 5		Type 6		Type 7		
	Fill Height: 3' and less 1' min. cover		Fill Height: Greater than 3' not exceeding 10'		Fill Height: Greater than 10' not exceeding 15'		Fill Height: Greater than 15' not exceeding 20'		Fill Height: Greater than 20' not exceeding 25'		Fill Height: Greater than 25' not exceeding 30'		Fill Height: Greater than 30' not exceeding 35'		
	2 2/3" x 1/2"	3"x1"	2 2/3" x 1/2"	3"x1"	2 2/3" x 1/2"	3"x1"	2 2/3" x 1/2"	3"x1"	2 2/3" x 1/2"	3"x1"	2 2/3" x 1/2"	3"x1"	2 2/3" x 1/2"	3"x1"	5"x1"
12*	0.109		0.079		0.079		0.079		0.079		0.079		0.079		
15	0.109		0.079		0.079		0.079		0.079		0.079		0.109		
18	0.109		0.079		0.079		0.079		0.109		0.109		0.109		
21	0.109		0.079		0.079		0.079		0.109		0.109		0.109		
24	0.109		0.079		0.079		0.109		0.109		0.109		0.109		
30	0.109		0.079		0.109		0.109		0.109		0.109		0.109		
36	0.109E		0.079		0.109		0.109		0.109		0.109		0.138E		
42	0.109	0.109	0.079	0.079	0.109	0.079	0.109	0.079	0.109	0.109	0.109	0.109	0.109	0.109	0.109
48	0.109	0.109	0.079	0.079	0.109	0.079	0.109	0.109	0.109	0.109	0.109	0.109	0.138E	0.109	0.109
54	0.109	0.109	0.109	0.109	0.109	0.109	0.109	0.109	0.109	0.109	0.109	0.109	0.138E	0.138	0.138
60	0.109	0.109	0.109	0.109	0.109	0.109	0.109	0.109	0.138	0.109	0.138	0.109	0.138E	0.138E	0.138E
66	0.138	0.109	0.138	0.079	0.109	0.138	0.109	0.109	0.138	0.109	0.138	0.109	0.138E	0.138E	0.138E
72	0.138	0.109	0.138	0.079	0.109	0.138	0.109	0.109	0.138	0.109	0.138	0.109	0.138E	0.138E	0.138E
78	0.168	0.109	0.168	0.079	0.109	0.168	0.109	0.109	0.168	0.109	0.168	0.109	0.168E	0.168E	0.168E
84	0.168	0.109	0.168	0.079	0.109	0.168	0.109	0.109	0.168	0.109	0.168	0.109	0.168E	0.168E	0.168E
90		0.138	0.138	0.079	0.109	0.138	0.109	0.109	0.138	0.109	0.138	0.109	0.168E	0.168E	0.168E
96		0.138	0.138	0.109	0.109	0.138	0.109	0.109	0.138	0.109	0.138	0.109	0.168E	0.168E	0.168E
102		0.138Z	0.138Z	0.109	0.109	0.138Z	0.109	0.109	0.138Z	0.109	0.138Z	0.109	0.168E	0.168E	0.168E
108		0.138Z	0.168Z	0.109	0.109	0.138Z	0.109	0.109	0.138Z	0.109	0.138Z	0.109	0.168E	0.168E	0.168E
114		0.138Z	0.168Z	0.109	0.109	0.138Z	0.109	0.109	0.138Z	0.109	0.138Z	0.109	0.168E	0.168E	0.168E
120		0.138Z	0.168Z	0.109	0.109	0.138Z	0.138	0.138	0.168Z	0.138	0.168Z	0.138	0.168E	0.168E	0.168E
126		0.168Z	0.168Z	0.138	0.138	0.168Z	0.138	0.138	0.168Z	0.138	0.168Z	0.138	0.168E	0.168E	0.168E
132		0.168Z	0.168Z	0.138	0.138	0.168Z	0.138	0.138	0.168Z	0.138	0.168Z	0.138	0.168E	0.168E	0.168E
138		0.168Z	0.168Z	0.138	0.138	0.168Z	0.138	0.138	0.168Z	0.138	0.168Z	0.138	0.168E	0.168E	0.168E
144		0.168Z	0.168Z	0.168	0.168	0.168Z	0.168	0.168	0.168Z	0.168	0.168Z	0.168	0.168E	0.168E	0.168E

Notes:
 * 1 1/2" x 1/4" corrugations shall be use for 6", 8", and 10" diameters.
 E Elongation according to Article 542.04(e), the elongation requirement for Type 1 fill heights may be eliminated for fills above 1'-6"
 Z 1'-6" Minimum fill
 Longitudinal seams assumed.



Nominal Diameter mm	TABLE IB: THICKNESS OF CORRUGATED STEEL PIPE FOR THE RESPECTIVE DIAMETER OF PIPE AND FILL HEIGHTS OVER THE TOP OF THE PIPE FOR 68 mm x 13 mm, 75 mm x 25 mm AND 125 mm x 25 mm CORRUGATIONS (Metric)														
	Type 1 Fill Height:		Type 2 Fill Height:		Type 3 Fill Height:		Type 4 Fill Height:		Type 5 Fill Height:		Type 6 Fill Height:		Type 7 Fill Height:		
	1 m and less 0.3 m min. cover	Greater than 1 m not exceeding 3 m	Greater than 3 m not exceeding 4.5 m	Greater than 4.5 m not exceeding 6 m	Greater than 6 m not exceeding 7.5 m	Greater than 7.5 m not exceeding 9 m	Greater than 9 m not exceeding 10.5 m								
300*	68 x 13 mm	75 x 25 mm	125 x 25 mm	68 x 13 mm	75 x 25 mm	125 x 25 mm	68 x 13 mm	75 x 25 mm	125 x 25 mm	68 x 13 mm	75 x 25 mm	125 x 25 mm	68 x 13 mm	75 x 25 mm	125 x 25 mm
375	2.77	2.01	2.01	2.01	2.01	2.01	2.01	2.01	2.01	2.01	2.01	2.01	2.01	2.77	2.77
450	2.77	2.01	2.01	2.01	2.01	2.01	2.01	2.01	2.01	2.01	2.01	2.01	2.01	2.77	2.77
525	2.77	2.01	2.01	2.01	2.01	2.01	2.01	2.01	2.01	2.01	2.01	2.01	2.01	2.77	2.77
600	2.77	2.01	2.01	2.01	2.01	2.01	2.01	2.01	2.01	2.01	2.01	2.01	2.01	2.77	2.77
750	2.77	2.01	2.01	2.01	2.01	2.01	2.01	2.01	2.01	2.01	2.01	2.01	2.01	2.77	2.77
900	2.77E	2.01	2.01	2.01	2.01	2.01	2.01	2.01	2.01	2.01	2.01	2.01	2.01	2.77	2.77
1050	2.77	2.01	2.01	2.01	2.01	2.01	2.01	2.01	2.01	2.01	2.01	2.01	2.01	2.77	2.77
1200	2.77	2.01	2.01	2.01	2.01	2.01	2.01	2.01	2.01	2.01	2.01	2.01	2.01	2.77	2.77
1350	2.77	2.01	2.01	2.01	2.01	2.01	2.01	2.01	2.01	2.01	2.01	2.01	2.01	2.77	2.77
1500	2.77	2.01	2.01	2.01	2.01	2.01	2.01	2.01	2.01	2.01	2.01	2.01	2.01	2.77	2.77
1650	3.51	2.77	2.77	2.77	2.77	2.77	2.77	2.77	2.77	2.77	2.77	2.77	2.77	3.51E	3.51E
1800	3.51	2.77	2.77	2.77	2.77	2.77	2.77	2.77	2.77	2.77	2.77	2.77	2.77	3.51E	3.51E
1950	4.27	2.77	2.77	2.77	2.77	2.77	2.77	2.77	2.77	2.77	2.77	2.77	2.77	4.27E	4.27E
2100	4.27	2.77	2.77	2.77	2.77	2.77	2.77	2.77	2.77	2.77	2.77	2.77	2.77	4.27E	4.27E
2250		3.51	3.51	2.77	2.77	2.77	2.77	2.77	2.77	2.77	2.77	2.77	2.77	3.51	3.51
2400		3.51	3.51	2.77	2.77	2.77	2.77	2.77	2.77	2.77	2.77	2.77	2.77	3.51	3.51
2550		3.51Z	3.51Z	2.77	2.77	2.77	2.77	2.77	2.77	2.77	2.77	2.77	2.77	3.51	3.51
2700		3.51Z	4.27Z	2.77	2.77	2.77	2.77	2.77	2.77	2.77	2.77	2.77	2.77	3.51	3.51
2850		3.51Z	4.27Z	2.77	2.77	2.77	2.77	2.77	2.77	2.77	2.77	2.77	2.77	3.51	3.51
3000		3.51Z	4.27Z	2.77	2.77	2.77	2.77	2.77	2.77	2.77	2.77	2.77	2.77	3.51	3.51
3150		4.27Z	4.27Z	3.51	3.51	3.51	3.51	3.51	3.51	3.51	3.51	3.51	3.51	4.27E	4.27E
3300		4.27Z	4.27Z	3.51	3.51	3.51	3.51	3.51	3.51	3.51	3.51	3.51	3.51	4.27E	4.27E
3450		4.27Z	4.27Z	3.51	3.51	3.51	3.51	3.51	3.51	3.51	3.51	3.51	3.51	4.27E	4.27E
3600		4.27Z	4.27Z	4.27	4.27	4.27	4.27	4.27	4.27	4.27	4.27	4.27	4.27	4.27E	4.27E

Notes:

* 38 mm x 6.5 mm corrugations shall be use for 150 mm, 200 mm, and 250 mm diameters.

E Elongation according to Article 542.04(e), the elongation requirement for Type 1 fill heights may be eliminated for fills above 450 mm

Z 450 mm Minimum Fill

Longitudinal seams assumed.

TABLE IC: THICKNESS OF CORRUGATED ALUMINUM ALLOY PIPE FOR THE RESPECTIVE DIAMETER OF PIPE AND FILL HEIGHTS OVER THE TOP OF THE PIPE FOR 2 2/3"x1/2" AND 3"x1" CORRUGATIONS														
Nominal Diameter in.	Type 1		Type 2		Type 3		Type 4		Type 5		Type 6		Type 7	
	Fill Height:	3' and less 1' min. cover	Fill Height:	Greater than 3' not exceeding 10'	Fill Height:	Greater than 10' not exceeding 15'	Fill Height:	Greater than 15' not exceeding 20'	Fill Height:	Greater than 20' not exceeding 25'	Fill Height:	Greater than 25' not exceeding 30'	Fill Height:	Greater than 30' not exceeding 35'
	2 2/3"x1/2"	3"x1"	2 2/3"x1/2"	3"x1"	2 2/3"x1/2"	3"x1"	2 2/3"x1/2"	3"x1"	2 2/3"x1/2"	3"x1"	2 2/3"x1/2"	3"x1"	2 2/3"x1/2"	3"x1"
12	0.06		0.06		0.06		0.06		0.06		0.06		0.06	
15	0.06		0.06		0.06		0.06		0.06		0.06		0.06	
18	0.06		0.06		0.06		0.06		0.06		0.06		0.075	
21	0.075E		0.06		0.06		0.06		0.06		0.075		0.075E	
24	0.075E		0.06		0.06		0.06		0.06		0.075		0.075E	
30	0.105E		0.075		0.075		0.075		0.075		0.105E		0.105E	
36	0.105E		0.075		0.075		0.075		0.105		0.105E		0.105E	
42	0.105E	0.06	0.105	0.06	0.105	0.06	0.105	0.06	0.105	0.06	0.105E	0.105	0.105E	0.105E
48	0.105E	0.105	0.105	0.06	0.105	0.06	0.105	0.06	0.105	0.105	0.105E	0.105E	0.135E	0.135E
54	0.105E	0.105	0.105	0.06	0.105	0.06	0.105	0.06	0.105	0.105	0.105E	0.135E	0.135E	0.135E
60	0.135E	0.105	0.135	0.06	0.135	0.06	0.135	0.06	0.135	0.105	0.135E	0.135E	0.135E	0.135E
66	0.164E	0.105	0.164	0.06	0.164	0.06	0.164	0.06	0.164	0.135	0.164E	0.135E	0.164E	0.135E
72	0.164E	0.135	0.164	0.06	0.164	0.06	0.164	0.06	0.164	0.135	0.164E	0.135E	0.164E	0.164E
78		0.135	0.075	0.105	0.105	0.105	0.135	0.135	0.135	0.135	0.135E	0.135E	0.164E	0.164E
84		0.135	0.105	0.105	0.105	0.105	0.135	0.135	0.135	0.135	0.135E	0.164E	0.164E	0.164E
90		0.135	0.105	0.105	0.105	0.105	0.135	0.135	0.135	0.135	0.135E	0.164E	0.164E	0.164E
96		0.135	0.105	0.105	0.105	0.105	0.135	0.135	0.135	0.135	0.135E	0.164E	0.164E	0.164E
102		0.135Z	0.135	0.135	0.135	0.135	0.135	0.135	0.135	0.135	0.135E	0.164E	0.164E	0.164E
108		0.135Z	0.135	0.135	0.135	0.135	0.135	0.135	0.135	0.135	0.135E	0.164E	0.164E	0.164E
114		0.164Z	0.164	0.164	0.164	0.164	0.164	0.164	0.164	0.164	0.164E	0.164E	0.164E	0.164E
120		0.164Z	0.164	0.164	0.164	0.164	0.164	0.164	0.164	0.164	0.164E	0.164E	0.164E	0.164E

Notes:

E Elongation according to Article 542.04(e), the elongation requirement for Type 1 fill heights may be eliminated for fills above 1'-6"

TABLE IC: THICKNESS OF CORRUGATED ALUMINUM ALLOY PIPE FOR THE RESPECTIVE DIAMETER OF PIPE AND FILL HEIGHTS OVER THE TOP OF THE PIPE FOR 2.23"x1/2" AND 3"x1" CORRUGATIONS (Metric)

Nominal Diameter in.	Type 1		Type 2		Type 3		Type 4		Type 5		Type 6		Type 7	
	Fill Height: 1 m and less 0.3 m min. cover	Fill Height: Greater than 1 m not exceeding 3 m	Fill Height: Greater than 3 m not exceeding 4.5 m	Fill Height: Greater than 4.5 m not exceeding 6 m	Fill Height: Greater than 6 m not exceeding 7.5 m	Fill Height: Greater than 7.5 m not exceeding 9 m	Fill Height: Greater than 9 m not exceeding 10.5 m							
300	68 x 13 mm	75 x 25 mm	68 x 13 mm	75 x 25 mm	68 x 13 mm	75 x 25 mm	68 x 13 mm	75 x 25 mm	68 x 13 mm	75 x 25 mm	68 x 13 mm	75 x 25 mm	68 x 13 mm	75 x 25 mm
375	1.52	1.52	1.52	1.52	1.52	1.52	1.52	1.52	1.52	1.52	1.52	1.52	1.52	1.52
450	1.52	1.52	1.52	1.52	1.52	1.52	1.52	1.52	1.52	1.52	1.52	1.52	1.52	1.52
525	1.91E	1.52	1.52	1.52	1.52	1.52	1.52	1.52	1.52	1.52	1.52	1.52	1.52	1.52
600	1.91E	1.52	1.52	1.52	1.52	1.52	1.52	1.52	1.52	1.52	1.52	1.52	1.52	1.52
750	2.67E	1.91	1.91	1.91	1.91	1.91	1.91	1.91	1.91	1.91	1.91	1.91	1.91	1.91
900	2.67E	1.91	1.91	1.91	1.91	1.91	1.91	1.91	1.91	1.91	1.91	1.91	1.91	1.91
1050	2.67E	1.52	1.52	1.52	1.52	1.52	1.52	1.52	1.52	1.52	1.52	1.52	1.52	1.52
1200	2.67E	2.67	2.67	2.67	2.67	2.67	2.67	2.67	2.67	2.67	2.67	2.67	2.67	2.67
1350	2.67E	2.67	2.67	2.67	2.67	2.67	2.67	2.67	2.67	2.67	2.67	2.67	2.67	2.67
1500	3.43E	2.67	3.43	3.43	3.43	3.43	3.43	3.43	3.43	3.43	3.43	3.43	3.43	3.43
1650	4.17E	2.67	4.17	4.17	4.17	4.17	4.17	4.17	4.17	4.17	4.17	4.17	4.17	4.17
1800	4.17E	3.43	4.17	4.17	4.17	4.17	4.17	4.17	4.17	4.17	4.17	4.17	4.17	4.17
1950	3.43	3.43	1.91	1.91	1.91	1.91	1.91	1.91	1.91	1.91	1.91	1.91	1.91	1.91
2100	3.43	2.67	2.67	2.67	2.67	2.67	2.67	2.67	2.67	2.67	2.67	2.67	2.67	2.67
2250	3.43	2.67	2.67	2.67	2.67	2.67	2.67	2.67	2.67	2.67	2.67	2.67	2.67	2.67
2400	3.43	2.67	2.67	2.67	2.67	2.67	2.67	2.67	2.67	2.67	2.67	2.67	2.67	2.67
2550	3.43Z	3.43	3.43	3.43	3.43	3.43	3.43	3.43	3.43	3.43	3.43	3.43	3.43	3.43
2700	3.43Z	3.43	3.43	3.43	3.43	3.43	3.43	3.43	3.43	3.43	3.43	3.43	3.43	3.43
2850	4.17Z	4.17	4.17	4.17	4.17	4.17	4.17	4.17	4.17	4.17	4.17	4.17	4.17	4.17
3000	4.17Z	4.17	4.17	4.17	4.17	4.17	4.17	4.17	4.17	4.17	4.17	4.17	4.17	4.17

Notes:

E Elongation according to Article 542.04(e), the elongation requirement for Type 1 fill heights may be eliminated for fills above 450 mm.

Table IIA: THICKNESS FOR CORRUGATED STEEL PIPE ARCHES AND CORRUGATED ALUMINUM ALLOY PIPE ARCHES FOR THE RESPECTIVE EQUIVALENT ROUND SIZE OF PIPE AND FILL HEIGHTS OVER THE TOP OF PIPE																	
Equivalent Round Size in.	Type 1				Type 2				Type 3								
	Fill Height: 3' and less				Fill Height: Greater than 3' not exceeding 10'				Fill Height: Greater than 10' not exceeding 15'								
	Corrugated Steel & Aluminum Pipe Arch 2 2/3" x 1/2"		Corrugated Steel & Aluminum Pipe Arch 3" x 1"		Corrugated Steel Pipe Arch 5" x 1"		Min. Cover		Steel		Aluminum		Steel		Aluminum		
Span (in.)	Rise (in.)	Span (in.)	Rise (in.)	Span (in.)	Rise (in.)	Span (in.)	Rise (in.)	Span (in.)	Rise (in.)	Span (in.)	Rise (in.)	Span (in.)	Rise (in.)	Span (in.)	Rise (in.)	Span (in.)	Rise (in.)
15	17	13															
18	21	15						1'-6"	0.079	0.079	0.060	0.060	0.079	0.079	0.060	0.060	0.060
21	24	18						1'-6"	0.109	0.109	0.060	0.060	0.079	0.079	0.060	0.060	0.060
24	28	20						1'-6"	0.109	0.109	0.075	0.075	0.079	0.079	0.075	0.075	0.075
30	35	24						1'-6"	0.109	0.109	0.075	0.075	0.079	0.079	0.075	0.075	0.075
36	42	29						1'-6"	0.109	0.109	0.105	0.105	0.079	0.079	0.105	0.105	0.105
42	49	33						1'-6"	0.109	0.109	0.105	0.105	0.109	0.109	0.105	0.105	0.105
48	57	38						1'-6"	0.109	0.109	0.135	0.135	0.109	0.109	0.135	0.135	0.135
54	64	43						1'-6"	0.109	0.109	0.135	0.135	0.109	0.109	0.135	0.135	0.135
60	71	47						1'-6"	0.138	0.138	0.164	0.164	0.138	0.138	0.164	0.164	0.164
66	77	52						1'-6"	0.168	0.168	0.168	0.168	0.168	0.168	0.168	0.168	0.168
72	83	57						1'-6"	0.168	0.168	0.168	0.168	0.168	0.168	0.168	0.168	0.168
78								1'-6"			0.105	0.105	0.109	0.109	0.105	0.105	0.105
84								1'-6"			0.105	0.105	0.109	0.109	0.105	0.105	0.105
90								1'-6"			0.105	0.105	0.109	0.109	0.105	0.105	0.105
96								1'-6"			0.164	0.164	0.164	0.164	0.164	0.164	0.164
102								1'-6"			0.164	0.164	0.164	0.164	0.164	0.164	0.164
108								1'-6"			0.138	0.138	0.138	0.138	0.138	0.138	0.138
114								1'-6"			0.138	0.138	0.138	0.138	0.138	0.138	0.138
120								1'-6"			0.168	0.168	0.168	0.168	0.168	0.168	0.168

Notes:
 The Type 1 corrugated steel or aluminum pipe arches shall be placed on soil having a minimum bearing capacity of 3 tons per square foot.
 The Type 2 and 3 corrugated steel or aluminum pipe arches shall be placed on soil having a minimum bearing capacity of 2 tons per square foot.
 This minimum bearing capacity will be determined by the Engineer in the field.

Table IIA: THICKNESS FOR CORRUGATED STEEL PIPE ARCHES AND CORRUGATED ALUMINUM ALLOY PIPE ARCHES FOR THE RESPECTIVE EQUIVALENT ROUND SIZE OF PIPE AND FILL HEIGHTS OVER THE TOP OF PIPE (Metric)

Equivalent Round Size (mm)	Corrugated Steel & Aluminum Pipe Arch 68 x 13 mm		Corrugated Steel & Aluminum Pipe Arch 75 x 25 mm		Corrugated Steel Pipe Arch 125 x 25 mm		Min. Cover		Type 1 Fill Height: 1 m and less						Type 2 Fill Height: Greater than 1 m not exceeding 3 m						Type 3 Fill Height: Greater than 3 m not exceeding 4.5 m					
	Span (mm)	Rise (mm)	Span (mm)	Rise (mm)	Span (mm)	Rise (mm)	Steel & Aluminum	Steel		Aluminum		Steel		Aluminum		Steel		Aluminum		Steel		Aluminum				
								68 x 13 mm	75 x 25 mm	68 x 13 mm	75 x 25 mm	68 x 13 mm	75 x 25 mm	68 x 13 mm	75 x 25 mm	68 x 13 mm	75 x 25 mm	68 x 13 mm	75 x 25 mm	68 x 13 mm	75 x 25 mm	68 x 13 mm	75 x 25 mm			
375	430	330					0.5 m	2.01	2.01	1.52	1.52	2.01	2.01	1.52	1.52	2.01	2.01	1.52	1.52	2.01	2.01	1.52	1.52			
450	530	380				0.5 m	2.77	2.77	1.52	1.52	2.01	2.01	1.52	1.52	2.01	2.01	1.52	1.52	2.01	2.01	1.52	1.52	1.52			
525	610	460				0.5 m	2.77	2.77	1.52	1.52	2.01	2.01	1.52	1.52	2.01	2.01	1.52	1.52	2.01	2.01	1.52	1.52	1.52			
600	710	510				0.5 m	2.77	2.77	1.91	1.91	2.01	2.01	1.91	1.91	2.01	2.01	1.91	1.91	2.01	2.01	1.91	1.91	1.91			
750	870	630				0.5 m	2.77	2.77	1.91	1.91	2.01	2.01	1.91	1.91	2.01	2.01	1.91	1.91	2.01	2.01	1.91	1.91	1.91			
900	1060	740				0.5 m	2.77	2.77	2.67	2.67	2.01	2.01	2.67	2.67	2.01	2.01	2.67	2.67	2.01	2.01	2.67	2.67	2.67			
1050	1240	840				0.5 m	2.77	2.77	2.67	2.67	2.01	2.01	2.67	2.67	2.01	2.01	2.67	2.67	2.01	2.01	2.67	2.67	2.67			
1200	1440	970	1340	1050	1520	0.5 m	2.77	2.01	3.43	1.52	2.77	2.77	3.43	1.52	2.77	2.01	2.77	3.43	1.52	2.77	2.01	2.77	3.43			
1350	1620	1100	1520	1170	1850	0.5 m	2.77	2.77	3.43	1.52	2.77	2.77	3.43	1.52	2.77	2.01	2.77	3.43	1.52	2.77	2.01	2.77	3.43			
1500	1800	1200	1670	1300	2050	0.5 m	3.51	2.77	4.17	1.52	2.77	2.77	4.17	1.52	2.77	2.01	2.77	4.17	1.52	2.77	2.01	2.77	4.17			
1650	1950	1320	1850	1400	2200	0.5 m	4.27	2.77	4.17	2.67	2.77	2.77	4.17	2.67	2.77	2.01	2.77	4.17	2.67	2.77	2.01	2.77	4.17			
1800	2100	1450	2050	1500	2400	0.5 m	4.27	2.77	4.17	2.67	2.77	2.77	4.17	2.67	2.77	2.01	2.77	4.17	2.67	2.77	2.01	2.77	4.17			
1950			2200	1620	2600	0.5 m		2.77	2.77	2.67	2.77	2.77	2.67	2.67	2.01	2.77	2.01	2.67	2.67	2.01	2.77	2.01	2.67			
2100			2400	1720	2800	0.5 m		2.77	2.77	2.67	2.77	2.77	2.67	2.67	2.01	2.77	2.01	2.67	2.67	2.01	2.77	2.01	2.67			
2250			2600	1820	3000	0.5 m		2.77	2.77	3.43	2.77	2.77	3.43	3.43	2.77	2.77	2.77	3.43	3.43	2.77	2.77	2.77	3.43			
2400			2840	1920	3200	0.5 m		2.77	2.77	4.17	2.77	2.77	4.17	4.17	2.77	2.77	2.77	4.17	4.17	2.77	2.77	2.77	4.17			
2550			2970	2020	3400	0.5 m		2.77	2.77	4.17	2.77	2.77	4.17	4.17	2.77	2.77	2.77	4.17	4.17	2.77	2.77	2.77	4.17			
2700			3240	2120	3600	0.5 m		3.51	3.51	4.17	3.51	3.51	4.17	4.17	3.51	3.51	3.51	4.17	4.17	3.51	3.51	3.51	4.17			
2850			3470	2220	3800	0.5 m		3.51	3.51	4.17	3.51	3.51	4.17	4.17	3.51	3.51	3.51	4.17	4.17	3.51	3.51	3.51	4.17			
3000			3600	2320	4000	0.5 m		4.27	4.27	4.27	4.27	4.27	4.27	4.27	4.27	4.27	4.27	4.27	4.27	4.27	4.27	4.27	4.27			

Notes:
 The Type 1 corrugated steel or aluminum pipe arches shall be placed on soil having a minimum bearing capacity of 290 kN per square meter.
 The Type 2 and 3 corrugated steel or aluminum pipe arches shall be placed on soil having a minimum bearing capacity of 192 kN per square meter.
 This minimum bearing capacity will be determined by the Engineer in the field.

Table 11B: CLASSES OF REINFORCED CONCRETE ELLIPTICAL AND REINFORCED CONCRETE ARCH PIPE FOR THE RESPECTIVE EQUIVALENT ROUND SIZE OF PIPE AND FILL HEIGHTS OVER THE TOP OF PIPE												
Equivalent Round Size (in.)	Reinforced Concrete Elliptical pipe (in.)		Reinforced Concrete Arch pipe (in.)		Minimum Cover	Type 1		Type 2		Type 3		
	Span	Rise	Span	Rise		HE	Arch	HE	Arch	HE	Arch	
15	23	14	18	11	RCCP	HE & A	HE	Arch	HE	Arch	HE	Arch
18	23	14	22	13 1/2	1'-0"		HE-III	A-III	HE-III	A-III	HE-IV	A-IV
21	30	19	26	15 1/2	1'-0"		HE-III	A-III	HE-III	A-III	HE-IV	A-IV
24	30	19	28 1/2	18	1'-0"		HE-III	A-III	HE-III	A-III	HE-IV	A-IV
27	34	22	36 1/4	22 1/2	1'-0"		HE-III	A-III	HE-III	A-III	HE-IV	A-IV
30	38	24	36 1/4	22 1/2	1'-0"		HE-III	A-III	HE-III	A-III	HE-IV	A-IV
36	45	29	43 3/4	26 5/8	1'-0"		HE-II	A-II	HE-III	A-III	HE-IV	A-IV
42	53	34	51 1/8	31 5/16	1'-0"		HE-I	A-I	HE-III	A-III	HE-IV	A-IV
48	60	38	58 1/2	36	1'-0"		HE-I	A-I	HE-III	A-III	1460	1450
54	68	43	65	40	1'-0"		HE-I	A-I	HE-III	A-III	1460	1460
60	76	48	73	45	1'-0"		HE-I	A-I	HE-III	A-III	1460	1470
66	83	53	88	54	1'-0"		HE-I	A-I	HE-III	A-III	1470	1480
72	91	58	88	54	1'-0"		HE-I	A-I	HE-III	A-III	1470	1480

Notes:

A number indicates the D-Load for the diameter and depth of fill and that a special design is required.
 Design assumptions: Water filled pipe, AASHTO Type 2 installation per AASHTO LRFD Table 12.10.2.1-1

Table IIB: CLASSES OF REINFORCED CONCRETE ELLIPTICAL AND REINFORCED CONCRETE ARCH PIPE FOR THE RESPECTIVE EQUIVALENT ROUND SIZE OF PIPE AND FILL HEIGHTS OVER THE TOP OF PIPE (Metric)											
Equivalent Round Size (mm)	Reinforced Concrete Elliptical pipe (mm)		Reinforced Concrete Arch pipe (mm)		Minimum Cover	Type 1		Type 2		Type 3	
	Span	Rise	Span	Rise		HE	Arch	HE	Arch	HE	Arch
375	584	356	457	279	RCCP HE & A	HE	Arch	HE	Arch	HE	Arch
450	584	356	559	343	0.3 m	HE-III	A-II	HE-III	A-III	HE-IV	A-IV
525	762	483	660	394	0.3 m	HE-III	A-III	HE-III	A-III	HE-IV	A-IV
600	762	483	724	457	0.3 m	HE-III	A-III	HE-III	A-III	HE-IV	A-IV
686	864	559	921	572	0.3 m	HE-III	A-III	HE-III	A-III	HE-IV	A-IV
750	965	610	921	572	0.3 m	HE-III	A-III	HE-III	A-III	HE-IV	A-IV
900	1143	737	1111	676	0.3 m	HE-II	A-II	HE-III	A-III	HE-IV	A-IV
1050	1346	864	1299	795	0.3 m	HE-I	A-I	HE-III	A-III	HE-IV	A-IV
1200	1524	965	1486	914	0.3 m	HE-I	A-II	HE-III	A-III	70	70
1350	1727	1092	1651	1016	0.3 m	HE-I	A-II	HE-III	A-III	70	70
1500	1930	1219	1854	1143	0.3 m	HE-I	A-II	HE-III	A-III	70	70
1676	2108	1346	2235	1372	0.3 m	HE-I	A-II	HE-III	A-III	70	70
1800	2311	1473	2235	1372	0.3 m	HE-I	A-II	HE-III	A-III	70	70

Notes:

A number indicates the D-Load for the diameter and depth of fill and that a special design is required.
Design assumptions; Water filled pipe, AASHTO Type 2 installation per AASHTO LRFD Table 12.10.2.1-1

TABLE IIIA: PLASTIC PIPE PERMITTED FOR A GIVEN PIPE DIAMETER AND FILL HEIGHT OVER THE TOP OF THE PIPE														
Nominal Diameter (in.)	Type 1 Fill Height: 3' and less, with 1' min			Type 2 Fill Height: Greater than 3', not exceeding 10'			Type 3 Fill Height: Greater than 10', not exceeding 15'			Type 4 Fill Height: Greater than 15', not exceeding 20'				
	PVC	CPVC	PE	CPE	CPP	PVC	CPVC	PE	CPE	CPP	PVC	CPVC	PE	CPP
	10	X	X	X	X	NA	X	X	X	X	NA	X	X	X
12	X	X	X	X	X	X	X	X	NA	X	X	X	X	NA
15	X	X	NA	X	X	X	X	NA	NA	X	X	X	NA	X
18	X	X	X	X	X	X	X	X	NA	X	X	X	X	NA
21	X	X	NA	NA	NA	X	X	NA	NA	NA	X	X	NA	NA
24	X	X	X	X	X	X	X	X	NA	NA	X	X	X	NA
30	X	X	X	X	X	X	X	X	NA	NA	X	X	X	NA
36	X	X	X	X	X	X	X	X	NA	NA	X	X	X	NA
42	X	NA	X	X	NA	X	NA	X	NA	NA	X	NA	X	NA
48	X	NA	X	X	X	X	NA	X	NA	NA	X	NA	X	NA

Notes:

- PVC Polyvinyl Chloride (PVC) pipe with a smooth interior
- CPVC Corrugated Polyvinyl Chloride (CPVC) pipe with a smooth interior
- PE Polyethylene (PE) pipe with a smooth interior
- CPE Corrugated Polyethylene (PE) pipe with a smooth interior
- CPP Corrugated Polypropylene (CPP) pipe with a smooth interior
- X This material may be used for the given pipe diameter and fill height
- NA Not Available

Nominal Diameter (mm)	TABLE IIIA: PLASTIC PIPE PERMITTED FOR A GIVEN PIPE DIAMETER AND FILL HEIGHT OVER THE TOP OF THE PIPE (Metric)																		
	Type 1 Fill Height: 1 m and less, with 0.3 m min. cover				Type 2 Fill Height: Greater than 1 m, not exceeding 3 m				Type 3 Fill Height: Greater than 3 m, not exceeding 4.5 m				Type 4 Fill Height: Greater than 4.5 m, not exceeding 6 m						
	PVC	CPVC	PE	CPE	CPP	PVC	CPVC	PE	CPE	CPP	PVC	CPVC	PE	CPE	CPP	PVC	CPVC	PE	CPP
250	X	X	X	X	NA	X	X	X	X	NA	X	X	X	X	X	X	X	X	NA
300	X	X	X	X	X	X	X	X	X	X	X	X	X	X	X	X	X	X	NA
375	X	X	NA	X	X	X	NA	X	X	X	X	NA	NA	NA	X	X	X	NA	X
450	X	X	X	X	X	X	X	X	X	X	X	X	X	X	X	X	X	X	NA
525	X	X	NA	NA	NA	X	X	NA	NA	NA	X	X	NA	NA	X	X	X	NA	NA
600	X	X	X	X	X	X	X	X	X	X	X	X	NA	NA	X	X	X	X	NA
750	X	X	X	X	X	X	X	X	X	X	X	X	X	X	X	X	X	X	NA
900	X	X	X	X	X	X	X	X	X	X	X	X	X	X	X	X	X	X	NA
1000	X	NA	X	X	NA	X	NA	X	NA	NA	X	NA	X	NA	X	X	NA	X	NA
1200	X	NA	X	X	X	X	NA	X	NA	NA	X	NA	X	NA	X	X	NA	X	NA

Notes:
PVC Polyvinyl Chloride (PVC) pipe with a smooth interior
CPVC Corrugated Polyvinyl Chloride (CPVC) pipe with a smooth interior
PE Polyethylene (PE) pipe with a smooth interior
CPE Corrugated Polyethylene (PE) pipe with a smooth interior
CPP Corrugated Polypropylene (CPP) pipe with a smooth interior
X This material may be used for the given pipe diameter and fill height
NA Not Available

TABLE IIIB: PLASTIC PIPE PERMITTED FOR A GIVEN PIPE DIAMETER AND FILL HEIGHT OVER THE TOP OF THE PIPE									
Nominal Diameter (in.)	Type 5			Type 6			Type 7		
	Fill Height: Greater than 20', not exceeding 25'			Fill Height: Greater than 25', not exceeding 30'			Fill Height: Greater than 30', not exceeding 35'		
	PVC	CPVC		PVC	CPVC		PVC	CPVC	
10	X	X		X	X		X	X	
12	X	X		X	X		X	X	
15	X	X		X	X		X	X	
18	X	X		X	X		X	X	
21	X	X		X	X		X	X	
24	X	X		X	X		X	X	
30	X	X		X	X		X	X	
36	X	X		X	X		X	X	
42	X	NA		X	NA		X	NA	
48	X	NA		X	NA		X	NA	

Notes:

PVC Polyvinyl Chloride (PVC) pipe with a smooth interior

CPVC Corrugated Polyvinyl Chloride (CPVC) pipe with a smooth interior

X This material may be used for the given pipe diameter and fill height

NA Not Available

TABLE IIIB: PLASTIC PIPE PERMITTED FOR A GIVEN PIPE DIAMETER AND FILL HEIGHT OVER THE TOP OF THE PIPE (metric)									
Nominal Diameter (mm)	Type 5			Type 6			Type 7		
	Fill Height: Greater than 6 m, not exceeding 7.5 m			Fill Height: Greater than 7.5 m, not exceeding 9 m			Fill Height: Greater than 9 m, not exceeding 10.5 m		
	PVC	CPVC		PVC	CPVC		PVC	CPVC	
250	X	X		X	X		X	X	
300	X	X		X	X		X	X	
375	X	X		X	X		X	X	
450	X	X		X	X		X	X	
525	X	X		X	X		X	X	
600	X	X		X	X		X	X	
750	X	X		X	X		X	X	
900	X	X		X	X		X	X	
1000	X	NA		X	NA		NA	NA	
1200	X	NA		X	NA		NA	NA	

Notes:
PVC Polyvinyl Chloride (PVC) pipe with a smooth interior
CPVC Corrugated Polyvinyl Chloride (CPVC) pipe with a smooth interior
PE Polyethylene (PE) pipe with a smooth interior
X This material may be used for the given pipe diameter and fill height
NA Not Available*

Revise the first sentence of the first paragraph of Article 542.04(c) of the Standard Specifications to read:

"Compacted aggregate, at least 4 in. (100 mm) in depth below the pipe culvert, shall be placed the entire width of the trench and for the length of the pipe culvert, except compacted impervious material shall be used for the outer 3 ft (1 m) at each end of the pipe culvert."

Revise the seventh paragraph of Article 542.04(d) of the Standard Specifications to read:

"PVC, PE and CPP pipes shall be joined according to the manufacturer's specifications."

Replace the third sentence of the first paragraph of Article 542.04(h) of the Standard Specifications with the following:

"The total cover required for various construction loadings shall be as recommended by the manufacturer of the pipe to be loaded. The manufacturer's recommendations shall be provided in writing."

Delete "Table IV : Wheel Loads and Total Cover" in Article 542.04(h) of the Standard Specifications.

Revise the first and second paragraphs of Article 542.04(i) of the Standard Specifications to read:

"(i) Deflection Testing for Pipe Culverts. All PE, PVC and CPP pipe culverts shall be tested for deflection not less than 30 days after the pipe is installed and the backfill compacted. The testing shall be performed in the presence of the Engineer.

For PVC, PE, and CPP pipe culverts with diameters 24 in. (600 mm) or smaller, a mandrel drag shall be used for deflection testing. For PVC, PE, and CPP pipe culverts with diameters over 24 in. (600 mm), deflection measurements other than by a mandrel shall be used."

Revise Articles 542.04(i)(1) and (2) of the Standard Specifications to read:

"(1) For all PVC pipe: as defined using ASTM D 3034 methodology.

(2) For all PE and CPP pipe: the average inside diameter based on the minimum and maximum tolerances specified in the corresponding ASTM or AASHTO material specifications."

Revise the second sentence of the second paragraph of Article 542.07 of the Standard Specifications to read:

“When a prefabricated end section is used, it shall be of the same material as the pipe culvert, except for polyethylene (PE), polyvinylchloride (PVC), and polypropylene (PP) pipes which shall have metal end sections.”

Revise the first paragraph of Article 1040.03 of the Standard Specifications to read:

“**1040.03 Polyvinyl Chloride (PVC) Pipe.** Acceptance testing of PVC pipe and fittings shall be accomplished during the same construction season in which they are installed. The section properties shall be according to the manufacturer pre-submitted geometric properties on file with the Department. The manufacturer shall submit written certification that the material meets those properties. The pipe shall meet the following additional requirements.”

Delete Articles 1040.03(e) and (f) of the Standard Specifications.

Revise Articles 1040.04(c) and (d) of the Standard Specifications to read:

“(c) PE Profile Wall Pipe for Insertion Lining. The pipe shall be according to ASTM F 894. When used for insertion lining of pipe culverts, the pipe liner shall have a minimum pipe stiffness of 46 psi (317 kPa) at five percent deflection for nominal inside diameters of 42 in. (1050 mm) or less. For nominal inside diameters of greater than 42 in. (1050 mm), the pipe liner shall have a minimum pipe stiffness of 32.5 psi (225 kPa) at five percent deflection. All sizes shall have wall construction that presents essentially smooth internal and external surfaces.

(d) PE Pipe with a Smooth Interior. The pipe shall be according to ASTM F 714 (DR 32.5) with a minimum cell classification of PE 335434 as defined in ASTM D 3350. The section properties shall be according to the manufacturer pre-submitted geometric properties on file with the Department. The manufacturer shall submit written certification that the material meets those properties and the resin used to manufacture the pipe meets or exceeds the minimum cell classification requirements.”

Add the following to Section 1040 of the Standard Specifications:

“**1040.08 Polypropylene (PP) Pipe.** Storage and handling shall be according to the manufacturer's recommendations, except in no case shall the pipe be exposed to direct sunlight for more than six months. Acceptance testing of the pipe shall be accomplished during the same construction season in which it is installed. The section properties shall be according to the manufacturer pre-submitted geometric properties on file with the Department. The manufacturer shall submit written certification that the material meets those properties. The pipe shall meet the following additional requirements.

(a) Corrugated PP Pipe with a Smooth Interior. The pipe shall be according to AAHSTO M 330 (nominal size – 12 to 60 in. (300 to 1500 mm)). The pipe shall be Type S or D.

(b) Perforated Corrugated PP Pipe with A Smooth Interior. The pipe shall be according to AASHTO M 330 (nominal size – 12 to 60 in. (300 to 1500 mm)). The pipe shall be

LRFD STORM SEWER BURIAL TABLES (BDE)

Effective: November 1, 2013

Revise Article 550.02 of the Standard Specifications to read as follows:

"Item	Article Section
(a) Clay Sewer Pipe	1040.02
(b) Extra Strength Clay Pipe	1040.02
(c) Concrete Sewer, Storm Drain, and Culvert Pipe	1042
(d) Reinforced Concrete Culvert, Storm Drain, and Sewer Pipe	1042
(e) Reinforced Concrete Elliptical Culvert, Storm Drain, and Sewer Pipe (Note 1)	1042
(f) Reinforced Concrete Arch Culvert, Storm Drain, and Sewer Pipe (Note 1)	1042
(g) Polyvinyl Chloride (PVC) Pipe	1040.03
(h) Corrugated Polyvinyl Chloride (PVC) Pipe with a Smooth Interior	1040.03
(i) Corrugated Polypropylene (CPP) Pipe with Smooth Interior	1040.07
(j) Rubber Gaskets and Preformed Flexible Joint Sealants for Concrete Pipe	1056
(k) Mastic Joint Sealer for Pipe	1055
(l) External Sealing Band	1057
(m) Fine Aggregate (Note 2)	1003.04
(n) Coarse Aggregate (Note 3)	1004.05
(o) Reinforcement Bars and Welded Wire Fabric	1006.10
(p) Handling Hole Plugs	1042.16
(q) Polyethylene (PE) Pipe with a Smooth Interior	1040.04
(r) Corrugated Polyethylene (PE) Pipe with a Smooth Interior	1040.04

Note 1. The class of elliptical and arch pipe used for various storm sewer sizes and heights of fill shall conform to the requirements for circular pipe.

Note 2. The fine aggregate shall be moist.

Note 3. The coarse aggregate shall be wet."

Revise the table for permitted materials in Article 550.03 of the Standard Specifications as follows:

"Class	Materials
A	Rigid Pipes: Clay Sewer Pipe Extra Strength Clay Pipe Concrete Sewer, Storm Drain, and Culvert Pipe Reinforced Concrete Culvert, Storm Drain, and Sewer Pipe Reinforced Concrete Elliptical Culvert, Storm Drain, and Sewer Pipe Reinforced Concrete Arch Culvert, Storm Drain, and Sewer Pipe
B	Rigid Pipes: Clay Sewer Pipe Extra Strength Clay Pipe Concrete Sewer, Storm Drain, and Culvert Pipe Reinforced Concrete Culvert, Storm Drain, and Sewer Pipe Reinforced Concrete Elliptical Culvert, Storm Drain, and Sewer Pipe Reinforced Concrete Arch Culvert, Storm Drain, and Sewer Pipe Flexible Pipes: Polyvinyl Chloride (PVC) Pipe Corrugated Polyvinyl Chloride Pipe (PVC) with a Smooth Interior Polyethylene (PE) Pipe with a Smooth Interior Corrugated Polyethylene (PE) Pipe with a Smooth Interior Corrugated Polypropylene (CPP) Pipe with a Smooth Interior"

Replace the storm sewers tables in Article 550.03 of the Standard Specifications with the following:

STORM SEWERS															
KIND OF MATERIAL PERMITTED AND STRENGTH REQUIRED FOR A GIVEN PIPE DIAMETERS AND FILL HEIGHTS OVER THE TOP OF THE PIPE															
Nominal Diameter in.	Type 1							Type 2							
	Fill Height: 3' and less With 1' minimum cover							Fill Height: Greater than 3' not exceeding 10'							
	RCCP	CSP	ESCP	PVC	CPVC	PE	CPE	CPP	RCCP	CSP	ESCP	PVC	CPVC	PE	CPE
10	NA	3	X	X	X	X	X	NA	1	*X	X	X	X	X	NA
12	IV	NA	X	X	X	X	X	X	1	*X	X	X	X	X	X
15	IV	NA	NA	X	X	NA	X	X	1	*X	X	X	X	NA	X
18	IV	NA	NA	X	X	X	X	X	2	X	X	X	X	X	X
21	III	NA	NA	X	X	NA	NA	NA	2	X	X	X	X	NA	NA
24	III	NA	NA	NA	X	X	X	X	2	X	X	X	X	X	X
27	III	NA	NA	NA	NA	NA	NA	NA	3	X	NA	NA	NA	NA	NA
30	IV	NA	NA	X	X	X	X	X	3	X	X	X	X	X	X
33	III	NA	NA	NA	NA	NA	NA	NA	NA	X	NA	NA	NA	NA	NA
36	III	NA	NA	NA	X	X	X	X	NA	X	X	X	X	NA	X
42	II	NA	X	NA	NA	X	X	NA	NA	X	X	NA	NA	NA	NA
48	II	NA	X	X	NA	X	X	X	NA	X	X	NA	NA	NA	NA
54	II	NA	NA	NA	NA	NA	NA	NA	NA	NA	NA	NA	NA	NA	NA
60	II	NA	NA	NA	NA	NA	NA	NA	NA	NA	NA	NA	NA	NA	X
66	II	NA	NA	NA	NA	NA	NA	NA	NA	NA	NA	NA	NA	NA	NA
72	II	NA	NA	NA	NA	NA	NA	NA	NA	NA	NA	NA	NA	NA	NA
78	II	NA	NA	NA	NA	NA	NA	NA	NA	NA	NA	NA	NA	NA	NA
84	II	NA	NA	NA	NA	NA	NA	NA	NA	NA	NA	NA	NA	NA	NA
90	II	NA	NA	NA	NA	NA	NA	NA	NA	NA	NA	NA	NA	NA	NA
96	II	NA	NA	NA	NA	NA	NA	NA	NA	NA	NA	NA	NA	NA	NA
102	II	NA	NA	NA	NA	NA	NA	NA	NA	NA	NA	NA	NA	NA	NA
108	II	NA	NA	NA	NA	NA	NA	NA	NA	NA	NA	NA	NA	NA	NA

RCCP Reinforced Concrete Culvert, Storm Drain, and Sewer Pipe

CSP Concrete Sewer, Storm drain, and Culvert Pipe

PVC Polyvinyl Chloride Pipe

CPVC Corrugated Polyvinyl Chloride Pipe

ESCP Extra Strength Clay Pipe

PE Polyethylene Pipe with a Smooth Interior

CPE Corrugated Polyethylene Pipe with a Smooth Interior

CPP Corrugated Polypropylene pipe with a Smooth Interior

X This material may be used for the given pipe diameter and fill height.

NA This material is Not Acceptable for the given pipe diameter and fill height.

* May also use Standard Strength Clay Pipe

STORM SEWERS (Metric)
KIND OF MATERIAL PERMITTED AND STRENGTH REQUIRED
FOR A GIVEN PIPE DIAMETERS AND FILL HEIGHTS OVER THE TOP OF THE PIPE

Nominal Diameter in.	Type 1											Type 2					
	Fill Height: 1 m* and less With 300 mm minimum cover											Fill Height: Greater than 1 m not exceeding 3 m					
	RCCP	CSP	ESCP	PVC	CPVC	PE	CPE	CPP	RCCP	CSP	ESCP	PVC	CPVC	PE	CPE	CPP	
250	NA	3	X	X	X	X	X	NA	1	*X	X	X	X	X	NA		
300	IV	NA	X	X	X	X	X	X	1	*X	X	X	X	X	X		
375	IV	NA	NA	X	X	X	X	II	1	*X	X	X	X	NA	X		
450	IV	NA	NA	X	X	X	X	II	2	X	X	X	X	X	X		
525	III	NA	NA	X	X	NA	NA	II	2	X	X	X	NA	NA	NA		
600	III	NA	NA	X	X	X	X	II	2	X	X	X	X	X	X		
675	III	NA	NA	NA	NA	NA	NA	II	3	X	NA	NA	NA	NA	NA		
750	IV	NA	NA	X	X	X	X	II	3	X	X	X	X	X	X		
825	III	NA	NA	NA	NA	NA	NA	II	NA	X	NA	NA	NA	NA	NA		
900	III	NA	NA	NA	X	X	X	II	NA	X	X	X	X	NA	X		
1050	II	NA	X	X	X	X	X	II	NA	X	X	NA	X	NA	NA		
1200	II	NA	X	X	X	X	X	II	NA	X	X	NA	X	NA	NA		
1350	II	NA	NA	NA	NA	NA	NA	II	NA	X	NA	NA	NA	NA	NA		
1500	II	NA	NA	NA	NA	NA	NA	II	NA	NA	NA	NA	NA	NA	X		
1650	II	NA	NA	NA	NA	NA	NA	II	NA	NA	NA	NA	NA	NA	NA		
1800	II	NA	NA	NA	NA	NA	NA	II	NA	NA	NA	NA	NA	NA	NA		
1950	II	NA	NA	NA	NA	NA	NA	II	NA	NA	NA	NA	NA	NA	NA		
2100	II	NA	NA	NA	NA	NA	NA	II	NA	NA	NA	NA	NA	NA	NA		
2250	II	NA	NA	NA	NA	NA	NA	III	NA	NA	NA	NA	NA	NA	NA		
2400	II	NA	NA	NA	NA	NA	NA	III	NA	NA	NA	NA	NA	NA	NA		
2550	II	NA	NA	NA	NA	NA	NA	III	NA	NA	NA	NA	NA	NA	NA		
2700	II	NA	NA	NA	NA	NA	NA	III	NA	NA	NA	NA	NA	NA	NA		

RCCP Reinforced Concrete Culvert, Storm Drain, and Sewer Pipe
CSP Concrete Sewer, Storm drain, and Culvert Pipe
PVC Polyvinyl Chloride Pipe
CPVC Corrugated Polyvinyl Chloride Pipe
ESCP Extra Strength Clay Pipe
PE Polyethylene Pipe with a Smooth Interior
CPE Corrugated Polyethylene Pipe with a Smooth Interior
CPP Corrugated Polypropylene pipe with a Smooth Interior
X This material may be used for the given pipe diameter and fill height.
NA This material is Not Acceptable for the given pipe diameter and fill height.
* May also use Standard Strength Clay Pipe

STORM SEWERS															
KIND OF MATERIAL PERMITTED AND STRENGTH REQUIRED FOR A GIVEN PIPE DIAMETERS AND FILL HEIGHTS OVER THE TOP OF THE PIPE															
Nominal Diameter in.	Type 4														
	Type 3						Type 4								
	Fill Height: Greater than 10' not exceeding 15'						Fill Height: Greater than 15' not exceeding 20'								
	RCCP	CSP	ESCP	PVC	CPVC	PE	CPE	CPP	RCCP	CSP	ESCP	PVC	CPVC	PE	CPP
10	NA	2	X	X	X	X	NA	NA	NA	3	X	X	X	X	NA
12	III	2	X	X	X	X	NA	X	IV	NA	NA	X	X	X	NA
15	III	3	X	X	X	NA	NA	X	IV	NA	NA	X	X	NA	X
18	III	NA	X	X	X	X	NA	X	IV	NA	NA	X	X	X	NA
21	III	NA	NA	X	X	NA	NA	NA	IV	NA	NA	X	X	NA	NA
24	III	NA	NA	X	X	X	NA	NA	IV	NA	NA	X	X	X	NA
27	III	NA	NA	NA	NA	NA	NA	NA	IV	NA	NA	NA	NA	NA	NA
30	III	NA	NA	NA	X	X	NA	X	IV	NA	NA	X	X	X	NA
33	III	NA	NA	NA	NA	NA	NA	NA	IV	NA	NA	NA	NA	NA	NA
36	III	NA	NA	NA	X	X	NA	NA	IV	NA	NA	X	X	X	NA
42	III	NA	NA	NA	X	X	NA	NA	IV	NA	NA	X	X	X	NA
48	III	NA	NA	NA	X	X	NA	NA	IV	NA	NA	X	X	X	NA
54	III	NA	NA	NA	NA	NA	NA	NA	IV	NA	NA	NA	NA	NA	NA
60	III	NA	NA	NA	NA	NA	NA	NA	IV	NA	NA	NA	NA	NA	NA
66	III	NA	NA	NA	NA	NA	NA	NA	IV	NA	NA	NA	NA	NA	NA
72	III	NA	NA	NA	NA	NA	NA	NA	IV	NA	NA	NA	NA	NA	NA
78	III	NA	NA	NA	NA	NA	NA	NA	IV	NA	NA	NA	NA	NA	NA
84	III	NA	NA	NA	NA	NA	NA	NA	IV	NA	NA	NA	NA	NA	NA
90	III	NA	NA	NA	NA	NA	NA	NA	IV	NA	NA	NA	NA	NA	NA
96	III	NA	NA	NA	NA	NA	NA	NA	IV	NA	NA	NA	NA	NA	NA
102	IV	NA	NA	NA	NA	NA	NA	NA	IV	NA	NA	NA	NA	NA	NA
108	1360	NA	NA	NA	NA	NA	NA	NA	IV	NA	NA	NA	NA	NA	NA

RCCP Reinforced Concrete Culvert, Storm Drain, and Sewer Pipe
CSP Concrete Sewer, Storm drain, and Culvert Pipe
PVC Polyvinyl Chloride Pipe
CPVC Corrugated Polyvinyl Chloride Pipe
ESCP Extra Strength Clay Pipe
PE Polyethylene Pipe with a Smooth Interior
CPE Corrugated Polyethylene Pipe with a Smooth Interior
CPP Corrugated Polypropylene pipe with a Smooth Interior
X This material is Not Acceptable for the given pipe diameter and fill height.
NA This material may be used for the given pipe diameter and fill height.
* May also use Standard Strength Clay Pipe
Note RCCP with a number instead of a Roman numeral shall be furnished according to AASHTO M170 Section 6. This number represents the D-load to produce a 0.01 in crack.

STORM SEWERS (metric)															
KIND OF MATERIAL PERMITTED AND STRENGTH REQUIRED FOR A GIVEN PIPE DIAMETERS AND FILL HEIGHTS OVER THE TOP OF THE PIPE															
Nominal Diameter in.	Type 3							Type 4							
	Fill Height: Greater than 3 m not exceeding 4.5 m							Fill Height: Greater than 4.5 m not exceeding 6 m							
	RCCP	CSP	ESCP	PVC	CPVC	PE	CPE	CPP	RCCP	CSP	ESCP	PVC	CPVC	PE	CPP
250	NA	2	X	X	X	X	X	NA	NA	3	X	X	X	X	NA
300	III	2	X	X	X	X	NA	X	IV	NA	NA	X	X	X	NA
375	III	3	X	X	X	NA	NA	X	IV	NA	NA	X	X	NA	X
450	III	NA	X	X	X	X	NA	X	IV	NA	NA	X	X	X	NA
525	III	NA	NA	X	X	NA	NA	NA	IV	NA	NA	X	X	X	NA
600	III	NA	NA	X	X	X	NA	NA	IV	NA	NA	X	X	X	NA
675	III	NA	NA	NA	NA	NA	NA	NA	IV	NA	NA	NA	NA	NA	NA
750	III	NA	NA	X	X	X	NA	X	IV	NA	NA	X	X	X	NA
825	III	NA	NA	NA	NA	NA	NA	NA	IV	NA	NA	NA	NA	NA	NA
900	III	NA	NA	NA	X	X	NA	NA	IV	NA	NA	X	X	X	NA
1050	III	NA	NA	NA	NA	X	NA	NA	IV	NA	NA	X	NA	X	NA
1200	III	NA	NA	NA	NA	X	NA	NA	IV	NA	NA	X	NA	X	NA
1350	III	NA	NA	NA	NA	NA	NA	NA	IV	NA	NA	NA	NA	NA	NA
1500	III	NA	NA	NA	NA	NA	NA	NA	IV	NA	NA	NA	NA	NA	NA
1650	III	NA	NA	NA	NA	NA	NA	NA	IV	NA	NA	NA	NA	NA	NA
1800	III	NA	NA	NA	NA	NA	NA	NA	IV	NA	NA	NA	NA	NA	NA
1950	III	NA	NA	NA	NA	NA	NA	NA	IV	NA	NA	NA	NA	NA	NA
2100	III	NA	NA	NA	NA	NA	NA	NA	IV	NA	NA	NA	NA	NA	NA
2250	III	NA	NA	NA	NA	NA	NA	NA	IV	NA	NA	NA	NA	NA	NA
2400	III	NA	NA	NA	NA	NA	NA	NA	80	NA	NA	NA	NA	NA	NA
2550	IV	NA	NA	NA	NA	NA	NA	NA	80	NA	NA	NA	NA	NA	NA
2700	70	NA	NA	NA	NA	NA	NA	NA	80	NA	NA	NA	NA	NA	NA

RCCP Reinforced Concrete Culvert, Storm Drain, and Sewer Pipe
CSP Concrete Sewer, Storm drain, and Culvert Pipe
PVC Polyvinyl Chloride Pipe
CPVC Corrugated Polyvinyl Chloride Pipe
ESCP Extra Strength Clay Pipe
PE Polyethylene Pipe with a Smooth Interior
CPE Corrugated Polyethylene Pipe with a Smooth Interior
CPP Corrugated Polypropylene pipe with a Smooth Interior
X This material may be used for the given pipe diameter and fill height.
* This material is Not Acceptable for the given pipe diameter and fill height.
Note May also use Standard Strength Clay Pipe
RCCP with a number instead of a Roman numeral shall be furnished according to AASHTO M170 Section 6. This number represents the metric D-load to produce a 25.4 micro-meter crack.

STORM SEWERS KIND OF MATERIAL PERMITTED AND STRENGTH REQUIRED FOR A GIVEN PIPE DIAMETERS AND FILL HEIGHTS OVER THE TOP OF THE PIPE									
Nominal Diameter in.	Type 5 Fill Height: Greater than 20' not exceeding 25'			Type 6 Fill Height: Greater than 25' not exceeding 30'			Type 7 Fill Height: Greater than 30' not exceeding 35'		
	RCCP	PVC	CPVC	RCCP	PVC	CPVC	RCCP	RCCP	CPVC
	10	NA	X	X	NA	X	X	NA	NA
12	IV	X	X	V	X	X	V	V	X
15	IV	X	X	V	X	X	V	V	X
18	IV	X	X	V	X	X	V	V	X
21	IV	X	X	V	X	X	V	V	X
24	IV	X	X	V	X	X	V	V	X
27	IV	NA	NA	V	NA	NA	V	V	NA
30	IV	X	X	V	X	X	V	V	X
33	IV	NA	NA	V	NA	NA	V	V	NA
36	IV	X	X	V	X	X	V	V	X
42	IV	X	NA	V	X	NA	V	V	NA
48	IV	X	NA	V	X	NA	V	V	NA
54	IV	NA	NA	V	NA	NA	V	V	NA
60	IV	NA	NA	V	NA	NA	V	V	NA
66	IV	NA	NA	V	NA	NA	V	V	NA
72	V	NA	NA	V	NA	NA	V	V	NA
78	2020	NA	NA	2370	NA	NA	2730	2730	NA
84	2020	NA	NA	2380	NA	NA	2740	2740	NA
90	2030	NA	NA	2390	NA	NA	2750	2750	NA
96	2040	NA	NA	2400	NA	NA	2750	2750	NA
102	2050	NA	NA	2410	NA	NA	2760	2760	NA
108	2050	NA	NA	2410	NA	NA	2770	2770	NA

RCCP Reinforced Concrete Culvert, Storm Drain, and Sewer Pipe

PVC Polyvinyl Chloride Pipe

CPVC Corrugated Polyvinyl Chloride Pipe

ESCP Extra Strength Clay Pipe

X This material may be used for the given pipe diameter and fill height.

NA This material is Not Acceptable for the given pipe diameter and fill height.

Note RCCP with a number instead of a Roman numeral shall be furnished according to AASHTO M170 Section 6. This number represents the D-load to produce a 0.01 in crack.

STORM SEWERS (metric)									
KIND OF MATERIAL PERMITTED AND STRENGTH REQUIRED FOR A GIVEN PIPE DIAMETERS AND FILL HEIGHTS OVER THE TOP OF THE PIPE									
Nominal Diameter in.	Type 5			Type 6			Type 7		
	Fill Height: Greater than 20' not exceeding 25'			Fill Height: Greater than 25' not exceeding 30'			Fill Height: Greater than 30' not exceeding 35'		
	RCCP	PVC	CPVC	RCCP	PVC	CPVC	RCCP	RCCP	CPVC
250	NA	X	X	NA	X	X	NA	NA	X
300	IV	X	X	V	X	X	V	V	X
375	IV	X	X	V	X	X	V	V	X
450	IV	X	X	V	X	X	V	V	X
525	IV	X	X	V	X	X	V	V	X
600	IV	X	X	V	X	X	V	V	X
675	IV	NA	NA	V	NA	NA	V	V	NA
750	IV	X	X	V	X	X	V	V	X
825	IV	NA	NA	V	NA	NA	V	V	NA
900	IV	X	X	V	X	X	V	V	X
1050	IV	X	NA	V	X	NA	V	V	NA
1200	IV	X	NA	V	X	NA	V	V	NA
1350	IV	NA	NA	V	NA	NA	V	V	NA
1500	IV	NA	NA	V	NA	NA	V	V	NA
1650	IV	NA	NA	V	NA	NA	V	V	NA
1800	V	NA	NA	V	NA	NA	V	V	NA
1950	100	NA	NA	110	NA	NA	130	130	NA
2100	100	NA	NA	110	NA	NA	130	130	NA
2250	100	NA	NA	110	NA	NA	130	130	NA
2400	100	NA	NA	120	NA	NA	130	130	NA
2550	100	NA	NA	120	NA	NA	130	130	NA
2700	100	NA	NA	120	NA	NA	130	130	NA

RCCP Reinforced Concrete Culvert, Storm Drain, and Sewer Pipe

PVC Polyvinyl Chloride Pipe

CPVC Corrugated Polyvinyl Chloride Pipe

ESCP Extra Strength Clay Pipe

X This material may be used for the given pipe diameter and fill height.

NA This material is Not Acceptable for the given pipe diameter and fill height.

Note RCCP with a number instead of a Roman numeral shall be furnished according to AASHTO M170 Section 6. This number represents the metric D-load to produce a 25.4 micro-meter crack.

Revise the sixth paragraph of Article 550.06 of the Standard Specifications to read:

“PVC, PE and CPP pipes shall be joined according to the manufacturer’s specifications.”

Revise the first and second paragraphs of Article 550.08 of the Standard Specifications to read:

“**550.08 Deflection Testing for Storm Sewers.** All PVC, PE, and CPP storm sewers shall be tested for deflection not less than 30 days after the pipe is installed and the backfill compacted. The testing shall be performed in the presence of the Engineer.

For PVC, PE, and CPP storm sewers with diameters 24 in. (600 mm) or smaller, a mandrel drag shall be used for deflection testing. For PVC, PE, and CPP storm sewers with diameters over 24 in. (600 mm), deflection measurements other than by a mandrel shall be used.”

Revise the fifth paragraph of Article 550.08 to read as follows.

“The outside diameter of the mandrel shall be 95 percent of the base inside diameter. For all PVC pipe the base inside diameter shall be defined using ASTM D 3034 methodology. For all PE and CPP pipe, the base inside diameter shall be defined as the average inside diameter based on the minimum and maximum tolerances specified in the corresponding ASTM or AASHTO material specifications.”

Revise the first paragraph of Article 1040.03 of the Standard Specifications to read:

“**1040.03 Polyvinyl Chloride (PVC) Pipe.** Acceptance testing of PVC pipe and fittings shall be accomplished during the same construction season in which they are installed. The section properties shall be according to the manufacturer pre-submitted geometric properties on file with the Department. The manufacturer shall submit written certification that the material meets those properties. The pipe shall meet the following additional requirements.”

Delete Articles 1040.03(e) and (f) of the Standard Specifications.

Revise Articles 1040.04(c) and (d) of the Standard Specifications to read:

“(c) PE Profile Wall Pipe for Insertion Lining. The pipe shall be according to ASTM F 894. When used for insertion lining of pipe culverts, the pipe liner shall have a minimum pipe stiffness of 46 psi (317 kPa) at five percent deflection for nominal inside diameters of 42 in. (1050 mm) or less. For nominal inside diameters of greater than 42 in. (1050 mm), the pipe liner shall have a minimum pipe stiffness of 32.5 psi (225 kPa) at five percent deflection. All sizes shall have wall construction that presents essentially smooth internal and external surfaces.

(d) PE Pipe with a Smooth Interior. The pipe shall be according to ASTM F 714 (DR 32.5) with a minimum cell classification of PE 335434 as defined in ASTM D 3350. The section properties shall be according to the manufacturer pre-submitted geometric properties on file with the Department. The manufacturer shall submit written

certification that the material meets those properties and the resin used to manufacture the pipe meets or exceeds the minimum cell classification requirements.”

Add the following to Section 1040 of the Standard Specifications:

“1040.08 Polypropylene (PP) Pipe. Storage and handling shall be according to the manufacturer's recommendations, except in no case shall the pipe be exposed to direct sunlight for more than six months. Acceptance testing of the pipe shall be accomplished during the same construction season in which it is installed. The section properties shall be according to the manufacturer pre-submitted geometric properties on file with the Department. The manufacturer shall submit written certification that the material meets those properties. The pipe shall meet the following additional requirements.

- (a) Corrugated PP Pipe with a Smooth Interior. The pipe shall be according to AAHSTO M 330 (nominal size – 12 to 60 in. (300 to 1500 mm)). The pipe shall be Type S or D.
- (b) Perforated Corrugated PP Pipe with A Smooth Interior. The pipe shall be according to AASHTO M 330 (nominal size – 12 to 60 in. (300 to 1500 mm)). The pipe shall be Type SP. In addition, the top centerline of the pipe shall be marked so that it is readily visible from the top of the trench before backfilling, and the upper ends of the slot perforations shall be a minimum of ten degrees below the horizontal.”

80325

PAVEMENT REMOVAL (BDE)

Effective: April 1, 2013

Revise Article 440.07(c) of the Standard Specifications to read:

“(c) Adjustment of Quantities. The quantity of pavement removal will be adjusted if the thickness of the existing pavement varies more than 15 percent from that shown on the plans. The quantity will be either increased or decreased according to the following table.

% change of thickness	% change of quantity
0 to less than 15	0
15 to less than 20	10
20 to less than 30	15
30 to less than 50	20

If the thickness of the existing pavement varies by 50 percent or more from that shown on the plans, the character of the work will be considered significantly changed and an adjustment to the contract will be made according to Article 104.02.

When an adjustment is made for variations in pavement thickness a resulting adjustment will also be made in the earthwork quantities when applicable.

No adjustment will be made for variations in the amount of reinforcement.”

80321

PAYMENTS TO SUBCONTRACTORS (BDE)

Effective: June 1, 2000

Revised: January 1, 2006

Federal regulations found at 49 CFR §26.29 mandate the Department to establish a contract clause to require Contractors to pay subcontractors for satisfactory performance of their subcontracts and to set the time for such payments.

State law also addresses the timing of payments to be made to subcontractors and material suppliers. Section 7 of the Prompt Payment Act, 30 ILCS 540/7, requires that when a Contractor receives any payment from the Department, the Contractor shall make corresponding, proportional payments to each subcontractor and material supplier performing work or supplying material within 15 calendar days after receipt of the Department payment. Section 7 of the Act further provides that interest in the amount of two percent per month, in addition to the payment due, shall be paid to any subcontractor or material supplier by the Contractor if the payment required by the Act is withheld or delayed without reasonable cause. The Act also provides that the time for payment required and the calculation of any interest due applies to transactions between subcontractors and lower-tier subcontractors and material suppliers throughout the contracting chain.

This Special Provision establishes the required federal contract clause, and adopts the 15 calendar day requirement of the State Prompt Payment Act for purposes of compliance with the federal regulation regarding payments to subcontractors. This contract is subject to the following payment obligations.

When progress payments are made to the Contractor according to Article 109.07 of the Standard Specifications, the Contractor shall make a corresponding payment to each subcontractor and material supplier in proportion to the work satisfactorily completed by each subcontractor and for the material supplied to perform any work of the contract. The proportionate amount of partial payment due to each subcontractor and material supplier throughout the contracting chain shall be determined by the quantities measured or otherwise determined as eligible for payment by the Department and included in the progress payment to the Contractor. Subcontractors and material suppliers shall be paid by the Contractor within 15 calendar days after the receipt of payment from the Department. The Contractor shall not hold retainage from the subcontractors. These obligations shall also apply to any payments made by subcontractors and material suppliers to their subcontractors and material suppliers; and to all payments made to lower tier subcontractors and material suppliers throughout the contracting chain. Any payment or portion of a payment subject to this provision may only be withheld from the subcontractor or material supplier to whom it is due for reasonable cause.

This Special Provision does not create any rights in favor of any subcontractor or material supplier against the State or authorize any cause of action against the State on account of any payment, nonpayment, delayed payment, or interest claimed by application of the State Prompt Payment Act. The Department will not approve any delay or postponement of the 15 day requirement except for reasonable cause shown after notice and hearing pursuant to Section

| 7(b) of the State Prompt Payment Act. State law creates other and additional remedies available to any subcontractor or material supplier, regardless of tier, who has not been paid for work properly performed or material furnished. These remedies are a lien against public funds set forth in Section 23(c) of the Mechanics Lien Act, 770 ILCS 60/23(c), and a recovery on the Contractor's payment bond according to the Public Construction Bond Act, 30 ILCS 550.

80022

PLACING AND CONSOLIDATING CONCRETE (BDE)

Effective: January 1, 2013

Revise the first paragraph of Article 503.06 of the Standard Specifications to read:

"503.06 Forms. Forms shall be set and maintained to the lines and grades shown on the plans, and shall be tight to prevent concrete leakage."

Revise Article 503.07 of the Standard Specifications to read:

"503.07 Placing and Consolidating. No concrete shall be placed on ice, snow, or frozen foundation material.

The method and manner of placing concrete shall be such as to avoid segregation or separation of the aggregates or the displacement of the reinforcement. The external surface of all concrete shall be thoroughly worked during the operations of placing in such a manner as to work the mortar against the forms to produce a smooth finish free of honeycomb and with a minimum of water and air pockets.

Open troughs and chutes shall extend as nearly as practicable to the point of deposit. Dropping the concrete a distance of more than 5 ft (1.5 m) or depositing a large quantity at any point and running or working it along the forms will not be permitted. The concrete for walls with an average thickness of 12 in. (300 mm) or less shall be placed with tubes so that the drop is not greater than 5 ft (1.5 m).

For self-consolidating concrete, the maximum distance of horizontal flow from the point of deposit shall be 15 ft (4.6 m). The distance may be increased if the dynamic segregation index (DSI) at the maximum flow distance is 10.0 percent or less according to Illinois Test Procedure SCC-8 (Option C). The maximum distance using the DSI shall be 25 ft (7.6 m). In addition, this specified horizontal flow distance shall apply to precast products. In the case of precast prestressed concrete products, refer to the Department's "Manual of Fabrication for Precast Prestressed Concrete Products" for the specified horizontal flow distance requirements.

When the form height for placing the self-consolidating concrete is greater than 10 ft (3.0 m), direct monitoring of form pressure shall be performed by the Contractor according to Illinois Test Procedure SCC-10. The monitoring requirement is a minimum, and the Contractor shall remain responsible for adequate design of the falsework and forms. The Contractor shall record the formwork pressure during concrete placement. This information shall be used by the Contractor to prevent the placement rate from exceeding the maximum formwork pressure allowed, to monitor the thixotropic change in the concrete during the pour, and to make appropriate adjustments to the mix design. This information shall be provided to the Engineer during the pour.

When concrete is pumped, the equipment shall be suitable in kind and adequate in capacity for the work and arranged so that vibrations will not damage freshly placed concrete. Aluminum

pipe or conduit will not be permitted in pumping or placing concrete. Mixed concrete shall be supplied to maintain continuous operation of the pumping equipment.

When air entrained concrete is pumped, an accessory or accessories shall be incorporated in the discharge components to minimize air loss. The maximum allowable air loss caused by the pumping operation shall be 3.0 percent with the minimum air content at the point of discharge meeting the requirements of Article 1020.04.

Placing of concrete shall be regulated so that the pressures caused by the wet concrete will not exceed those used in the design of the forms. Special care shall be taken to fill each part of the forms by depositing the concrete as near its final position as possible, to work the coarser aggregates back from the face, and to force the concrete under and around the reinforcement bars without displacing them. Leakage through forms onto beams or girders shall not be allowed to harden and shall be removed while in a plastic state.

The concrete shall be consolidated by internal vibration unless self-consolidating concrete is used. Self-consolidating concrete may be used for inaccessible locations where consolidation by internal vibration is not practicable. The self consolidating concrete shall be rodded with a piece of lumber, conduit, or vibrator if the material has lost its fluidity prior to placement of additional concrete. The vibrator may only be permitted if it can be used in a manner that does not cause segregation as determined by the Engineer. Any other method for restoring the fluidity of the concrete shall be approved by the Engineer.

The Contractor shall provide and use a sufficient number of vibrators to ensure that consolidation can be started immediately after the concrete has been deposited in the forms.

The vibrators shall be inserted into the concrete immediately after it is deposited and shall be moved throughout the mass so as to thoroughly work the concrete around the reinforcement, embedded fixtures, and into the corners and angles of the forms. Vibrators shall not be attached to the forms, reinforcement bars, or the surface of the concrete.

Application of vibrators shall be at points uniformly spaced and not farther apart than twice the radius over which the vibration is visibly effective. The duration of the vibration at the points of insertion shall be sufficient to thoroughly consolidate the concrete into place but shall not be continued so as to cause segregation. When consolidating concrete in bridge decks, the vibrator shall be vertically inserted into the concrete for 3 - 5 seconds or for a period of time determined by the Engineer. Vibration shall be supplemented by spading when required by the Engineer. In addition to the internal vibration required herein, formed surfaces which will be exposed to view after completion of the work shall be spaded with a spading tool approved by the Engineer.

Concrete shall be placed in continuous horizontal layers. When it is necessary by reason of an emergency to place less than a complete horizontal layer in one operation, such layer shall terminate in a vertical bulkhead. Separate batches shall follow each other closely and in no case shall the interval of time between the placing of successive batches be greater than 20 minutes.

If mix foaming or detrimental material is observed during placement or at the completion of a pour, the material shall be removed while the concrete is still plastic

After the concrete has taken its initial set, care shall be exercised to avoid jarring the forms or placing any strain on the ends of projecting reinforcement."

Revise Article 516.12(a) of the Standard Specifications to read:

"(a) Free Fall Placement. The free fall placement shall only be permitted in shafts that can be dewatered to ensure less than 3 in. (75 mm) of standing water exist at the time of placement without causing side wall instability. The height of free fall placement shall be a maximum of 60 ft (18.3 m) as measured from the discharge end, but it shall be reduced to a maximum of 30 ft (9.1 m) when self-consolidating concrete is used. The Contractor shall obtain approval from the Engineer to place self-consolidating concrete by free fall.

Concrete placed by free fall shall fall directly to the base without contacting either the rebar cage or shaft sidewall. Drop chutes may be used to direct concrete to the base during free fall placement.

Drop chutes used to direct placement of free fall concrete shall consist of a smooth tube of either one continuous section or multiple pieces that can be added and removed. Concrete may be placed through either a hopper at the top of the tube or side openings as the drop chute is retrieved during concrete placement. The drop chute shall be supported so that free fall does not exceed the specified maximum 60 ft (18.3 m) or 30 ft (9.1 m) at all times from the discharge end, and to ensure the concrete does not strike the rebar cage. If placement cannot be satisfactorily accomplished by free fall in the opinion of the Engineer, either a tremie or pump shall be used to accomplish the pour."

80316

PORTLAND CEMENT CONCRETE (BDE)

Effective: January 1, 2012

Revised: November 1, 2013

Revise Notes 1 and 2 of Article 312.24 of the Standard Specifications to read:

"Note 1. Coarse aggregate shall be gradation CA 6, CA 7, CA 9, CA 10, or CA 11, Class D quality or better. Article 1020.05(d) shall apply.

Note 2. Fine aggregate shall be FA 1 or FA 2. Article 1020.05(d) shall apply."

Revise the first paragraph of Article 312.26 of the Standard Specifications to read:

"312.26 Proportioning and Mix Design. At least 60 days prior to start of placing CAM II, the Contractor shall submit samples of materials for proportioning and testing. The mixture shall contain a minimum of 200 lb (90 kg) of cement per cubic yard (cubic meter). Portland cement may be replaced with fly ash according to Article 1020.05(c)(1), however the minimum portland cement content in the mixture shall be 170 lbs/cu yd (101 kg/cu m). Blends of coarse and fine aggregates will be permitted, provided the volume of fine aggregate does not exceed the volume of coarse aggregate. The Engineer will determine the proportions of materials for the mixture. However, the Contractor may substitute their own mix design. Article 1020.05(a) shall apply and a Level III PCC Technician shall develop the mix design."

Revise the second paragraph of Article 503.22 of the Standard Specifications to read:

Other cast-in-place concrete for structures will be paid for at the contract unit price per cubic yard (cubic meter) for CONCRETE HANDRAIL, CONCRETE ENCASUREMENT, and SEAL COAT CONCRETE."

Add the following to Article 1003.02 of the Standard Specifications:

(e) Alkali Reaction.

- (1) ASTM C 1260. Each fine aggregate will be tested by the Department for alkali reaction according to ASTM C 1260. The test will be performed with Type I or II portland cement having a total equivalent alkali content ($\text{Na}_2\text{O} + 0.658\text{K}_2\text{O}$) of 0.90 percent or greater. The Engineer will determine the assigned expansion value for each aggregate, and these values will be made available on the Department's Alkali-Silica Potential Reactivity Rating List. The Engineer may differentiate aggregate based on ledge, production method, gradation number, or other factors. An expansion value of 0.03 percent will be assigned to limestone or dolomite fine

aggregates (manufactured stone sand). However, the Department reserves the right to perform the ASTM C 1260 test.

- (2) ASTM C 1293 by Department. In some instances, such as chert natural sand or other fine aggregates, testing according to ASTM C 1260 may not provide accurate test results. In this case, the Department may only test according to ASTM C 1293.
- (3) ASTM C 1293 by Contractor. If an individual aggregate has an ASTM C 1260 expansion value that is unacceptable to the Contractor, an ASTM C 1293 test may be performed by the Contractor to evaluate the Department's ASTM C 1260 test result. The laboratory performing the ASTM C 1293 test shall be approved by the Department according to the current Bureau of Materials and Physical Research Policy Memorandum "Minimum Laboratory Requirements for Alkali-Silica Reactivity (ASR) Testing".

The ASTM C 1293 test shall be performed with Type I or II portland cement having a total equivalent alkali content ($\text{Na}_2\text{O} + 0.658\text{K}_2\text{O}$) of 0.80 percent or greater. The interior vertical wall of the ASTM C 1293 recommended container (pail) shall be half covered with a wick of absorbent material consisting of blotting paper. If the testing laboratory desires to use an alternate container, wick of absorbent material, or amount of coverage inside the container with blotting paper, ASTM C 1293 test results with an alkali-reactive aggregate of known expansion characteristics shall be provided to the Engineer for review and approval. If the expansion is less than 0.040 percent after one year, the aggregate will be assigned an ASTM C 1260 expansion value of 0.08 percent that will be valid for two years, unless the Engineer determines the aggregate has changed significantly. If the aggregate is manufactured into multiple gradation numbers, and the other gradation numbers have the same or lower ASTM C 1260 value, the ASTM C 1293 test result may apply to multiple gradation numbers.

The Engineer reserves the right to verify a Contractor's ASTM C 1293 test result. When the Contractor performs the test, a split sample shall be provided to the Engineer. The Engineer may also independently obtain a sample at any time. The aggregate will be considered reactive if the Contractor or Engineer obtains an expansion value of 0.040 percent or greater.

Revise the first paragraph of Article 1004.01(e)(5) of the Standard Specifications to read:

"Crushed concrete, crushed slag, or lightweight aggregate for portland cement concrete shall be stockpiled in a moist condition (saturated surface dry or greater) and the moisture content shall be maintained uniformly throughout the stockpile by periodic sprinkling."

Revise Article 1004.02(d) of the Standard Specifications to read:

"(d) Combining Sizes. Each size shall be stored separately and care shall be taken to prevent them from being mixed until they are ready to be proportioned. Separate compartments shall be provided to proportion each size.

- (1) When Class BS concrete is to be pumped, the coarse aggregate gradation shall have a minimum of 45 percent passing the 1/2 in. (12.5 mm) sieve. The Contractor may combine two or more coarse aggregate sizes, consisting of CA 7, CA 11, CA 13, CA 14, and CA 16, provided a CA 7 or CA 11 is included in the blend.
- (2) If the coarse aggregate is furnished in separate sizes, they shall be combined in proportions to provide a uniformly graded coarse aggregate grading within the following limits.

Class of Concrete ^{1/}	Combined Sizes	Sieve Size and Percent Passing						
		2 1/2 in.	2 in.	1 3/4 in.	1 1/2 in.	1 in.	1/2 in.	No. 4
PV ^{2/}	CA 5 & CA 7	---	---	100	98±2	72±22	22±12	3±3
	CA 5 & CA 11	---	---	100	98±2	72±22	22±12	3±3
SI and SC ^{2/}	CA 3 & CA 7	100	95±5	---	---	55±25	20±10	3±3
	CA 3 & CA 11	100	95±5	---	---	55±25	20±10	3±3
	CA 5 & CA 7	---	---	100	98±2	72±22	22±12	3±3
	CA 5 & CA 11	---	---	100	98±2	72±22	22±12	3±3

Class of Concrete ^{1/}	Combined Sizes	Sieve Size (metric) and Percent Passing						
		63 mm	50 mm	45 mm	37.5 mm	25 mm	12.5 mm	4.75 mm
PV ^{2/}	CA 5 & CA 7	---	---	100	98±2	72±22	22±12	3±3
	CA 5 & CA 11	---	---	100	98±2	72±22	22±12	3±3
SI and SC ^{2/}	CA 3 & CA 7	100	95±5	---	---	55±25	20±10	3±3
	CA 3 & CA 11	100	95±5	---	---	55±25	20±10	3±3
	CA 5 & CA 7	---	---	100	98±2	72±22	22±12	3±3
	CA 5 & CA 11	---	---	100	98±2	72±22	22±12	3±3

1/ See Table 1 of Article 1020.04.

2/ Any of the listed combination of sizes may be used."

Add the following to Article 1004.02 of the Standard Specifications:

(g) Alkali Reaction.

- (1) ASTM C 1260. Each coarse aggregate will be tested by the Department for alkali reaction according to ASTM C 1260. The test will be performed with Type I or II portland cement having a total equivalent alkali content ($\text{Na}_2\text{O} + 0.658\text{K}_2\text{O}$) of 0.90 percent or greater. The Engineer will determine the assigned expansion value for each aggregate, and these values will be made available on the Department's Alkali-Silica Potential Reactivity Rating List. The Engineer may differentiate aggregate based on ledge, production method, gradation number, or other factors. An expansion value of 0.05 percent will be assigned to limestone or dolomite coarse aggregates. However, the Department reserves the right to perform the ASTM C 1260 test.
- (2) ASTM C 1293 by Department. In some instances testing a coarse aggregate according to ASTM C 1260 may not provide accurate test results. In this case, the Department may only test according to ASTM C 1293.
- (3) ASTM C 1293 by Contractor. If an individual aggregate has an ASTM C 1260 expansion value that is unacceptable to the Contractor, an ASTM C 1293 test may be performed by the Contractor according to Article 1003.02(e)(3).

Revise the first paragraph of Article 1019.06 of the Standard Specifications to read:

1019.06 Contractor Mix Design. A Contractor may submit their own mix design and may propose alternate fine aggregate materials, fine aggregate gradations, or material proportions. Article 1020.05(a) shall apply and a Level III PCC Technician shall develop the mix design."

Revise Section 1020 of the Standard Specifications to read:

"SECTION 1020. PORTLAND CEMENT CONCRETE

1020.01 Description. This item shall consist of the materials, mix design, production, testing, curing, low air temperature protection, and temperature control of concrete.

1020.02 Materials. Materials shall be according to the following.

Item	Article/Section
(a) Cement	1001
(b) Water	1002
(c) Fine Aggregate	1003
(d) Coarse Aggregate	1004

(e) Concrete Admixtures	1021
(f) Finely Divided Minerals	1010
(g) Concrete Curing Materials	1022
(h) Straw	1081.06(a)(1)
(i) Calcium Chloride	1013.01

1020.03 Equipment. Equipment shall be according to the following.

Item	Article/Section
(a) Concrete Mixers and Trucks	1103.01
(b) Batching and Weighing Equipment	1103.02
(c) Automatic and Semi-Automatic Batching Equipment	1103.03
(d) Water Supply Equipment	1103.11
(e) Membrane Curing Equipment	1101.09
(f) Mobile Portland Cement Concrete Plants	1103.04

1020.04 Concrete Classes and General Mix Design Criteria. The classes of concrete shown in Table 1 identify the various mixtures by the general uses and mix design criteria. If the class of concrete for a specific item of construction is not specified, Class SI concrete shall be used.

For the minimum cement factor in Table 1, it shall apply to portland cement, portland-pozzolan cement, and portland blast-furnace slag except when a particular cement is specified in the Table.

The Contractor shall not assume that the minimum cement factor indicated in Table 1 will produce a mixture that will meet the specified strength. In addition, the Contractor shall not assume that the maximum finely divided mineral allowed in a mix design according to Article 1020.05(c) will produce a mixture that will meet the specified strength. The Contractor shall select a cement factor within the allowable range that will obtain the specified strength. The Contractor shall take into consideration materials selected, seasonal temperatures, and other factors which may require the Contractor to submit multiple mix designs.

For a portland-pozzolan cement, portland blast-furnace slag cement, or when replacing portland cement with finely divided minerals per Articles 1020.05(c) and 1020.05(d), the portland cement content in the mixture shall be a minimum of 375 lbs/cu yd (222 kg/cu m). When the total of organic processing additions, inorganic processing additions, and limestone exceed 5.0 percent in the cement, the minimum portland cement content in the mixture shall be 400 lbs/cu yd (237 kg/cu m). When calculating the portland cement portion in the portland-pozzolan or portland blast-furnace slag cement, the AASHTO M 240 tolerance may be ignored.

Special classifications may be made for the purpose of including the concrete for a particular use or location as a separate pay item in the contract. The concrete used in such cases shall conform to this section.

TABLE 1. CLASSES OF CONCRETE AND MIX DESIGN CRITERIA

Class of Conc.	Use	Specification Section Reference	Cement Factor cwt/cu yd (3)		Water / Cement Ratio lb/lb	Sump in. (4)	Mix Design Compressive Strength (Flexural Strength) psi, minimum			Air Content %	Coarse Aggregate Gradations (14)
			Min.	Max			3 Days	14 Days	28 Days		
PV	Pavement Base Course Base Course Widening Driveway Pavement Shoulders Shoulder Curb	420 or 421									
		353	5.65 (1)	7.05	0.32 - 0.42	2 - 4	Ty III	3500 (650)		5.0 - 8.0 (5)	CA 5 & CA 7, CA 5 & CA 11, CA 7, CA 11, or CA 14
		354	6.05 (2)			(5)	3500 (650)				
		423									
		483									
PP	Pavement Patching Bridge Deck Patching (10)	662									
		442						3200 (600)	Article 701.17(e)(3)b.		
			6.50	7.50	0.32 - 0.44	2 - 4		at 48 hours		4.0 - 7.0	CA 7, CA 11, CA 13, CA 14, or CA 16
			6.20 (Ty III)	7.20 (Ty III)				at 24 hours		4.0 - 6.0	
			7.35 (Ty III) (6)	7.35 (Ty III) (8)				at 16 hours		4.0 - 6.0	
RR	Railroad Crossing		6.00 (9)	6.25 (9)	0.32 - 0.50	2 - 6		at 8 hours		4.0 - 6.0	
			6.75 (9)	6.75 (9)	0.32 - 0.40	2 - 8		at 4 hours		4.0 - 6.0	
			6.50	7.50	0.32 - 0.44	2 - 4		3500 (650)		4.0 - 7.0	CA 7, CA 11, or CA 14
			6.20 (Ty III)	7.20 (Ty III)				at 48 hours		5.0 - 8.0 (5)	CA 7, CA 11, or CA 14 (7)
			6.05	7.05				4000 (675)			
BS	Bridge Superstructure Bridge Approach Slab	1042	5.65 (Ty III)	7.05 (Ty III)	0.32 - 0.44	1 - 4		See Section 1042		5.0 - 8.0	CA 7, CA 11, CA 13, CA 14, CA 16, or CA 7 & CA 16
			5.65 (Ty III)	7.05 (Ty III)	0.25 - 0.40	0 - 1				N/A	
PS	Precast Prestressed Members Precast Prestressed Piles and Extensions	504	5.65 (Ty III)	7.05 (Ty III)	0.32 - 0.44	1 - 4			Plans	5.0 - 8.0	CA 11 (11), CA 13, CA 14 (11), or CA 16
		512	5.65 (Ty III)	7.05 (Ty III)					5000		
	Precast Prestressed Sight Screen	639							3500		

TABLE 1. CLASSES OF CONCRETE AND MIX DESIGN CRITERIA											
Class of Conc.	Use	Specification Section Reference	Cement Factor cw/cu yd (3)		Water / Cement Ratio lb/lb	Sump in. (4)	Mix Design Compressive Strength (Flexural Strength) psi, minimum			Air Content %	Coarse Aggregate Gradations (14)
			Min.	Max			3	14	28		
DS	Drilled Shaft (12)	516	6.65	7.05	0.32 - 0.44	6 - 8 (6)	4000 (675)		5.0 - 8.0	CA 13, CA 14, CA 16, or a blend of these gradations.	
	Metal Shell Piles (12)	512									
	Sign Structures Drilled Shaft (12) Light Tower Foundation (12)	734 837									
SC	Seal Coat	503	5.65 (1) 6.05 (2)	7.05	0.32 - 0.44	3 - 5	3500 (650)		Optional 6.0 max.	CA 3 & CA 7, CA 3 & CA 11, CA 5 & CA 7, CA 5 & CA 11, CA 7, or CA 11	
SI	Structures (except Superstructure)	503	5.65 (1) 6.05 (2)	7.05	0.32 - 0.44	2 - 4 (5)	3500 (650)		5.0 - 8.0 (5)	CA 3 & CA 7, CA 3 & CA 11, CA 5 & CA 7, CA 5 & CA 11, CA 7, CA 11, CA 13, CA 14, or CA 16 (13)	
	Sidewalk	424									
	Slope Wall	511									
	Encasement	512									
	Box Culverts	540									
	End Section and Collar	542									
	Curb, Gutter, Curb & Gutter, Median, and Paved Ditch	606									
	Concrete Barrier	637									
	Sign Structures	734									
	Spread Footing										
	Concrete Foundation										
	Pole Foundation (12)	836									
	Traffic Signal Foundation	878									
Drilled Shaft (12)											
Square or Rectangular											

Notes:

- (1) Central-mixed.
- (2) Truck-mixed or shrink-mixed.
- (3) For Class SC concrete and for any other class of concrete that is to be placed underwater, except Class DS concrete, the cement factor shall be increased by ten percent.
- (4) The maximum slump may be increased to 7 in. when a high range water-reducing admixture is used for all classes of concrete, except Class PV, SC, and PP. For Class SC, the maximum slump may be increased to 8 in. For Class PP-1, the maximum slump may be increased to 6 in. For Class PS, the 7 in. maximum slump may be increased to 8 1/2 in. if the high range water-reducing admixture is the polycarboxylate type.
- (5) The slump range for slipform construction shall be 1/2 to 2 1/2 in. and the air content range shall be 5.5 to 8.0 percent.
- (6) If concrete is placed to displace drilling fluid, or against temporary casing, the slump shall be 8 - 10 in. at the point of placement. If a water-reducing admixture is used in lieu of a high range water-reducing admixture according to Article 1020.05(b)(7), the slump shall be 2 - 4 in.
- (7) For Class BS concrete used in bridge deck patching, the coarse aggregate gradation shall be CA 13, CA 14, or CA 16, except CA 11 may be used for full-depth patching.
- (8) In addition to the Type III portland cement, 100 lb/cu yd of ground granulated blast-furnace slag and 50 lb/cu yd of microsilica (silica fume) shall be used. For an air temperature greater than 85 °F, the Type III portland cement may be replaced with Type I or II portland cement.
- (9) The cement shall be a rapid hardening cement from the Department's "Approved List of Packaged, Dry, Rapid Hardening Cementitious Materials for Concrete Repairs" for PP-4 and calcium aluminate cement for PP-5.
- (10) For Class PP concrete used in bridge deck patching, the coarse aggregate gradation shall be CA 13, CA 14, or CA 16, except CA 11 may be used for full-depth patching. In addition, the mix design shall have 72 hours to obtain a 4,000 psi compressive or 675 psi flexural strength for all PP mix designs.
- (11) The nominal maximum size permitted is 3/4 in. Nominal maximum size is defined as the largest sieve which retains any of the aggregate sample particles.
- (12) The concrete mix shall be designed to remain fluid throughout the anticipated duration of the pour plus one hour. At the Engineer's discretion, the Contractor may be required to conduct a minimum 2 cu yd trial batch to verify the mix design.
- (13) CA 3 or CA 5 may be used when the nominal maximum size does not exceed two-thirds the clear distance between parallel reinforcement bars, or between the reinforcement bar and the form. Nominal maximum size is defined in Note 11.
- (14) Alternate combinations of gradation sizes may be used with the approval of the Engineer. Refer also to Article 1004.02(d) for additional information on combining sizes.

TABLE 1. CLASSES OF CONCRETE AND MIX DESIGN CRITERIA (metric)

Class of Conc.	Use	Specification Section Reference	Cement Factor kg/cu m (3)		Water / Cement Ratio kg/kg	Sump mm (4)	Mix Design Compressive Strength (Flexural Strength) kPa, minimum			Air Content %	Coarse Aggregate Gradations (14)
			Min.	Max			3	14	28		
PV	Pavement Base Course Base Course Widening Driveway Pavement Shoulders Shoulder Curb	420 or 421			0.32 - 0.42	50 - 100 (5)	Ty III 24,000 (4500)			5.0 - 8.0 (5)	CA 5 & CA 7, CA 5 & CA 11, CA 7, CA 11, or CA 14
		353	335 (1)	418							
		354	360 (2)								
		423									
		483									
PP	Pavement Patching Bridge Deck Patching (10)	662					22,100 (4150)				
		442					Article 701.17(e)(3)b.				
			385 (Ty III)	445 (Ty III)	0.32 - 0.44	50 - 100	at 48 hours	4.0 - 7.0	CA 7, CA 11, CA 13, CA 14, or CA 16		
		PP-1	435	485	0.32 - 0.38	50 - 150	at 24 hours	4.0 - 6.0			
		PP-2	435 (Ty III) (8)	435 (Ty III) (8)	0.32 - 0.35	50 - 100	at 16 hours	4.0 - 6.0			
RR	Railroad Crossing	422	355 (9)	370 (9)	0.32 - 0.50	50 - 150	at 8 hours				
			400 (9)	400 (9)	0.32 - 0.40	50 - 200	at 4 hours	4.0 - 6.0			
			385 (Ty III)	445 (Ty III)	0.32 - 0.44	50 - 100	24,000 (4500) at 48 hours	4.0 - 7.0	CA 7, CA 11, or CA 14		
			365 (Ty III)	425 (Ty III)	0.32 - 0.44	50 - 100	at 48 hours	4.0 - 8.0	CA 7, CA 11, or CA 14 (7)		
		503	360	418	0.32 - 0.44	50 - 100 (5)	27,500 (4650)	5.0 - 8.0 (5)			
PC	Various Precast Concrete Items Wet Cast Dry Cast	1042	335 (Ty III)	418 (Ty III)	0.32 - 0.44	25 - 100	See Section 1042				CA 7, CA 11, CA 13, CA 14, CA 16, or CA 7 & CA 16
			335 (Ty III)	418 (Ty III)	0.25 - 0.40	0 - 25			N/A		
PS	Precast Prestressed Members Precast Prestressed Piles and Extensions	504	335	418	0.32 - 0.44	25 - 100					
		512	335 (Ty III)	418 (Ty III)				Plans 34,500			
	Precast Prestressed Sight Screen	639						24,000			

TABLE 1. CLASSES OF CONCRETE AND MIX DESIGN CRITERIA (metric)

Class of Conc.	Use	Specification Section Reference	Cement Factor kg/cu m (3)		Water / Cement Ratio kg/kg	Sump mm (4)	Mix Design Compressive Strength (Flexural Strength) kPa, minimum			Air Content %	Coarse Aggregate Gradations (14)
			Min.	Max			Days				
							3	14	28		
DS	Drilled Shaft (12)	516	395	418	0.32 - 0.44	150 - 200 (6)	27,500 (4650)		5.0 - 8.0	CA 13, CA 14, CA 16, or a blend of these gradations.	
	Metal Shell Piles (12)	512									
SC	Sign Structures	734	335 (1) 360 (2)	418	0.32 - 0.44	75 - 125	24,000 (4500)		Optional 6.0 max.	CA 3 & CA 7, CA 3 & CA 11, CA 5 & CA 7, CA 5 & CA 11, CA 7, or CA 11	
	Drilled Shaft (12)	837									
SI	Light Tower Foundation (12)										
	Seal Coat	503									
SI	Structures (except Superstructure)	503	335 (1) 360 (2)	418	0.32 - 0.44	50 - 100 (5)	24,000 (4500)		5.0 - 8.0 (5)	CA 3 & CA 7, CA 3 & CA 11, CA 5 & CA 7, CA 5 & CA 11, CA 7, CA 11, CA 13, CA 14, or CA 16 (13)	
	Sidewalk	424									
	Slope Wall	511									
	Encasement	512									
	Box Culverts	540									
	End Section and Collar	542									
	Curb, Gutter, Curb & Gutter, Median, and Paved Ditch	606									
	Concrete Barrier	637									
	Sign Structures	734									
	Spread Footing										
	Concrete Foundation										
	Pole Foundation (12)	836									
Traffic Signal Foundation	878										
Drilled Shaft (12)											
Square or Rectangular											

- Notes:
- (1) Central-mixed.
 - (2) Truck-mixed or shrink-mixed.
 - (3) For Class SC concrete and for any other class of concrete that is to be placed underwater, except Class DS concrete, the cement factor shall be increased by ten percent.
 - (4) The maximum slump may be increased to 175 mm when a high range water-reducing admixture is used for all classes of concrete except Class PV, SC, and PP. For Class SC, the maximum slump may be increased to 200 mm. For Class PP-1, the maximum slump may be increased to 150 mm. For Class PS, the 175 mm maximum slump may be increased to 215 mm if the high range water-reducing admixture is the polycarboxylate type.
 - (5) The slump range for slipform construction shall be 13 to 64 mm and the air content range shall be 5.5 to 8.0 percent.
 - (6) If concrete is placed to displace drilling fluid, or against temporary casing, the slump shall be 200 - 250 mm at the point of placement. If a water-reducing admixture is used in lieu of a high range water-reducing admixture according to Article 1020.05(b)(7), the slump shall be 50 - 100 mm.
 - (7) For Class BS concrete used in bridge deck patching, the coarse aggregate gradation shall be CA 13, CA 14, or CA 16, except CA 11 may be used for full-depth patching.
 - (8) In addition to the Type III portland cement, 60 kg/cu m of ground granulated blast-furnace slag and 30 kg/cu m of microsilica (silica fume) shall be used. For an air temperature greater than 30 °C, the Type III portland cement may be replaced with Type I or II portland cement.
 - (9) The cement shall be a rapid hardening cement from the Department's "Approved List of Packaged, Dry, Rapid Hardening Cementitious Materials for Concrete Repairs" for PP-4 and calcium aluminate cement for PP-5.
 - (10) For Class PP concrete used in bridge deck patching, the coarse aggregate gradation shall be CA 13, CA 14, or CA 16, except CA 11 may be used for full-depth patching. In addition, the mix design shall have 72 hours to obtain a 27,500 kPa compressive or 4,650 kPa flexural.
 - (11) The nominal maximum size permitted is 19 mm. Nominal maximum size is defined as the largest sieve which retains any of the aggregate sample particles.
 - (12) The concrete mix shall be designed to remain fluid throughout the anticipated duration of the pour plus one hour. At the Engineer's discretion, the Contractor may be required to conduct a minimum 1.5 cu m trial batch to verify the mix design.
 - (13) CA 3 or CA 5 may be used when the nominal maximum size does not exceed two-thirds the clear distance between parallel reinforcement bars, or between the reinforcement bar and the form. Nominal maximum size is defined in Note 11.
 - (14) Alternate combinations of gradation sizes may be used with the approval of the Engineer. Refer also to Article 1004.02(d) for additional information on combining sizes.

Self-consolidating concrete is a flowable mixture that does not require mechanical vibration for consolidation. Self-consolidating concrete mix designs may be developed for Class BS, PC, PS, DS, and SI concrete. Self-consolidating concrete mix designs may also be developed for precast concrete products that are not subjected to Class PC concrete requirements according to Section 1042. The mix design criteria for the concrete mixture shall be according to Article 1020.04 with the following exceptions.

- (a) The slump requirements shall not apply.
- (b) The concrete mixture should be uniformly graded, and information in the "Portland Cement Concrete Level III Technician Course – Manual of Instructions for Design of Concrete Mixtures" may be used to develop the uniformly graded mix design. The coarse aggregate gradations shall be CA 11, CA 13, CA 14, CA 16, or a blend of these gradations. However, the final gradation when using a single coarse aggregate or combination of coarse aggregates shall have 100 percent pass the 1 in. (25 mm) sieve, and minimum 95 percent pass the 3/4 in. (19 mm) sieve. The fine aggregate proportion shall be a maximum 50 percent by weight (mass) of the total aggregate used.
- (c) The slump flow range shall be 22 in. (560 mm) minimum to 28 in. (710 mm) maximum and tested according to Illinois Test Procedure SCC-2.
- (d) The visual stability index shall be a maximum of 1 and tested according to Illinois Test Procedure SCC-2.
- (e) The J-Ring value shall be a maximum of 2 in. (50 mm) and tested according to Illinois Test Procedure SCC-3. The L-Box blocking ratio shall be a minimum of 80 percent and tested according to Illinois Test Procedure SCC-3. The Contractor has the option to select either test.
- (f) The hardened visual stability index shall be a maximum of 1 and tested according to Illinois Test Procedure SCC-6.
- (g) If Class PC concrete requirements do not apply to the precast concrete product according to Section 1042, the maximum cement factor shall be 7.05 cwt/cu yd (418 kg/cu m) and the maximum allowable water/cement ratio shall be 0.44.
- (h) If the measured slump flow, visual stability index, J-Ring value, or L-Box blocking ratio fall outside the limits specified, a check test will be made. In the event of a second failure, the Engineer may refuse to permit the use of the batch of concrete represented.

The Contractor may use water or self-consolidating admixtures at the jobsite to obtain the specified slump flow, visual stability index, J-ring value, or L-box blocking ratio. The maximum design water/cement ratio shall not be exceeded.

1020.05 Other Concrete Criteria. The concrete shall be according to the following.

- (a) Proportioning and Mix Design. For all Classes of concrete, it shall be the Contractor's responsibility to determine mix design material proportions and to proportion each batch of concrete. A Level III PCC Technician shall develop the mix design for all Classes of concrete, except Classes PC and PS. The mix design, submittal information, trial batch, and Engineer verification shall be according to the "Portland Cement Concrete Level III Technician" course material.

The Contractor shall provide the mix designs a minimum of 45 calendar days prior to production. More than one mix design may be submitted for each class of concrete.

The Engineer will verify the mix design submitted by the Contractor. Verification of a mix design shall in no manner be construed as acceptance of any mixture produced. Once a mix design has been verified, the Engineer shall be notified of any proposed changes.

Tests performed at the jobsite will determine if a mix design can meet specifications. If the tests indicate it cannot, the Contractor shall make adjustments to a mix design, or submit a new mix design if necessary, to comply with the specifications.

- (b) Admixtures. The Contractor shall be responsible for using admixtures and determining dosages for all Classes of concrete, cement aggregate mixture II, and controlled low-strength material that will produce a mixture with suitable workability, consistency, and plasticity. In addition, admixture dosages shall result in the mixture meeting the specified plastic and hardened properties. The Contractor shall obtain approval from the Engineer to use an accelerator when the concrete temperature is greater than 60 °F (16 °C). However, this accelerator approval by the Engineer will not be required for Class PP, RR, PC, and PS concrete. The accelerator shall be the non-chloride type unless otherwise specified in the contract plans.

The Department will maintain an Approved List of Corrosion Inhibitors. Corrosion inhibitor dosage rates shall be according to Article 1020.05(b)(10). For information on approved controlled low-strength material air-entraining admixtures, refer to Article 1019.02. The Department will also maintain an Approved List of Concrete Admixtures, and an admixture technical representative shall be consulted by the Contractor prior to the pour when determining an admixture dosage from this list or when making minor admixture dosage adjustments at the jobsite. The dosage shall be within the range indicated on the approved list unless the influence by other admixtures, jobsite conditions (such as a very short haul time), or other circumstances warrant a dosage outside the range. The Engineer shall be notified when a dosage is proposed outside the range. To determine an admixture dosage, air temperature, concrete temperature, cement source and quantity, finely divided mineral sources and quantity, influence of other admixtures, haul time, placement conditions, and other factors as appropriate shall be considered. The Engineer may request the Contractor to have a batch of concrete mixed in the lab or field to verify the admixture dosage is correct. An admixture dosage or combination of admixture dosages shall not delay the initial set of concrete by more than one hour. When a retarding admixture is required or appropriate for a bridge deck or bridge deck overlay pour, the initial set time shall be delayed until the deflections due

to the concrete dead load are no longer a concern for inducing cracks in the completed work. However, a retarding admixture shall not be used to further extend the pour time and justify the alteration of a bridge deck pour sequence.

When determining water in admixtures for water/cement ratio, the Contractor shall calculate 70 percent of the admixture dosage as water, except a value of 50 percent shall be used for a latex admixture used in bridge deck latex concrete overlays.

The sequence, method, and equipment for adding the admixtures shall be approved by the Engineer. Admixtures shall be added to the concrete separately. An accelerator shall always be added prior to a high range water-reducing admixture, if both are used.

Admixture use shall be according to the following.

- (1) When the atmosphere or concrete temperature is 65 °F (18 °C) or higher, a retarding admixture shall be used in the Class BS concrete and concrete bridge deck overlays. The proportions of the ingredients of the concrete shall be the same as without the retarding admixture, except that the amount of mixing water shall be reduced, as may be necessary, in order to maintain the consistency of the concrete as required. In addition, a high range water-reducing admixture shall be used in bridge deck concrete. At the option of the Contractor, a water-reducing admixture may be used with the high range water-reducing admixture in Class BS concrete.
- (2) At the Contractor's option, admixtures in addition to an air-entraining admixture may be used for Class PP-1 or RR concrete. When the air temperature is less than 55 °F (13 °C) and an accelerator is used, the non-chloride accelerator shall be calcium nitrite.
- (3) When Class C fly ash or ground granulated blast-furnace slag is used in Class PP-1 or RR concrete, a water-reducing or high range water-reducing admixture shall be used.
- (4) For Class PP-2 or PP-3 concrete, a non-chloride accelerator followed by a high range water-reducing admixture shall be used, in addition to the air-entraining admixture. The Contractor has the option to use a water-reducing admixture with the high range water-reducing admixture. For Class PP-3 concrete, the non-chloride accelerator shall be calcium nitrite. For Class PP-2 concrete, the non-chloride accelerator shall be calcium nitrite when the air temperature is less than 55 °F (13 °C).
- (5) For Class PP-4 concrete, a high range water-reducing admixture shall be used in addition to the air-entraining admixture. The Contractor has the option to use a water-reducing admixture with the high range water-reducing admixture. An accelerator shall not be used. For stationary or truck-mixed concrete, a retarding admixture shall be used to allow for haul time. The Contractor has the option to use

a mobile portland cement concrete plant, but a retarding admixture shall not be used unless approved by the Engineer.

For PP-5 concrete, a non-chloride accelerator, high range water-reducing admixture, and air-entraining admixture shall be used. The accelerator, high range water-reducing admixture, and air-entraining admixture shall be per the Contractor's recommendation and dosage. The approved list of concrete admixtures shall not apply. A mobile portland cement concrete plant shall be used to produce the patching mixture.

- (6) When a calcium chloride accelerator is specified in the contract, the maximum chloride dosage shall be 1.0 quart (1.0 L) of solution per 100 lb (45 kg) of cement. The dosage may be increased to a maximum 2.0 quarts (2.0 L) per 100 lb (45 kg) of cement if approved by the Engineer. When a calcium chloride accelerator for Class PP-2 concrete is specified in the contract, the maximum chloride dosage shall be 1.3 quarts (1.3 L) of solution per 100 lb (45 kg) of cement. The dosage may be increased to a maximum 2.6 quarts (2.6 L) per 100 lb (45 kg) of cement if approved by the Engineer.
- (7) For Class DS concrete a retarding admixture and a high range water-reducing admixture shall be used. For dry excavations that are 10 ft (3 m) or less, the high range water-reducing admixture may be replaced with a water-reducing admixture if the concrete is vibrated. The use of admixtures shall take into consideration the slump loss limits specified in Article 516.12 and the fluidity requirement in Article 1020.04 (Note 12).
- (8) At the Contractor's option, when a water-reducing admixture or a high range water-reducing admixture is used for Class PV, PP-1, RR, SC, and SI concrete, the cement factor may be reduced a maximum 0.30 hundredweight/cu yd (18 kg/cu m). However, a cement factor reduction will not be allowed for concrete placed underwater.
- (9) When Type F or Type G high range water-reducing admixtures are used, the initial slump shall be a minimum of 1 1/2 in. (40 mm) prior to addition of the Type F or Type G admixture, except as approved by the Engineer.
- (10) When specified, a corrosion inhibitor shall be added to the concrete mixture utilized in the manufacture of precast, prestressed concrete members and/or other applications. It shall be added, at the same rate, to all grout around post-tensioning steel when specified.

When calcium nitrite is used, it shall be added at the rate of 4 gal/cu yd (20 L/cu m), and shall be added to the mix immediately after all compatible admixtures have been introduced to the batch.

When Rheocrete 222+ is used, it shall be added at the rate of 1.0 gal/cu yd (5.0 L/cu m), and the batching sequence shall be according to the manufacturer's instructions.

(c) Finely Divided Minerals. Use of finely divided minerals shall be according to the following.

(1) Fly Ash. At the Contractor's option, fly ash from approved sources may partially replace portland cement in cement aggregate mixture II, Class PV, PP-1, PP-2, RR, BS, PC, PS, DS, SC, and SI concrete.

The use of fly ash shall be according to the following.

- a. Measurements of fly ash and portland cement shall be rounded up to the nearest 5 lb (2.5 kg).
- b. When Class F fly ash is used in cement aggregate mixture II, Class PV, BS, PC, PS, DS, SC, and SI concrete, the amount of portland cement replaced shall not exceed 25 percent by weight (mass).
- c. When Class C fly ash is used in cement aggregate mixture II, Class PV, PP-1, PP-2, RR, BS, PC, PS, DS, SC, and SI concrete, the amount of portland cement replaced shall not exceed 30 percent by weight (mass).
- d. Fly ash may be used in concrete mixtures when the air temperature is below 40 °F (4 °C), but the Engineer may request a trial batch of the concrete mixture to show the mix design strength requirement will be met.

(2) Ground Granulated Blast-Furnace (GGBF) Slag. At the Contractor's option, GGBF slag may partially replace portland cement in Class PV, PP-1, PP-2, RR, BS, PC, PS, DS, SC, and SI concrete. For Class PP-3 concrete, GGBF slag shall be used according to Article 1020.04.

The use of GGBF slag shall be according to the following.

- a. Measurements of GGBF slag and portland cement shall be rounded up to the nearest 5 lb (2.5 kg).
- b. When GGBF slag is used in Class PV, PP-1, PP-2, RR, BS, PC, PS, DS, SC and SI concrete, the amount of portland cement replaced shall not exceed 35 percent by weight (mass).
- c. GGBF slag may be used in concrete mixtures when the air temperature is below 40 °F (4 °C), but the Engineer may request a trial batch of the concrete mixture to show the mix design strength requirement will be met.

- (3) Microsilica. At the Contractor's option, microsilica may be added at a maximum of 5.0 percent by weight (mass) of the cement and finely divided minerals summed together.

Microsilica shall be used in Class PP-3 concrete according to Article 1020.04.

- (4) High Reactivity Metakaolin (HRM). At the Contractor's option, HRM may be added at a maximum of 5.0 percent by weight (mass) of the cement and finely divided minerals summed together.

- (5) Mixtures with Multiple Finely Divided Minerals. Except as specified for Class PP-3 concrete, the Contractor has the option to use more than one finely divided mineral in Class PV, PP-1, PP-2, RR, BS, PC, PS, DS, SC, and SI concrete as follows.

- a. The mixture shall contain a maximum of two finely divided minerals. The finely divided mineral in portland-pozzolan cement or portland blast-furnace slag cement shall count toward the total number of finely divided minerals allowed. The finely divided minerals shall constitute a maximum of 35.0 percent of the total cement plus finely divided minerals. The fly ash portion shall not exceed 30.0 percent for Class C fly ash or 25.0 percent for Class F fly ash. The Class C and F fly ash combination shall not exceed 30.0 percent. The ground granulated blast-furnace slag portion shall not exceed 35.0 percent. The microsilica or high-reactivity metakaolin portion used together or separately shall not exceed ten percent. The finely divided mineral in the portland-pozzolan cement or portland blast-furnace slag blended cement shall apply to the maximum 35.0 percent.
- b. Central Mixed. For Class PV, SC, and SI concrete, the mixture shall contain a minimum of 565 lbs/cu yd (335 kg/cu m) of cement and finely divided minerals summed together. If a water-reducing or high-range water-reducing admixture is used, the Contractor has the option to use a minimum of 535 lbs/cu yd (320 kg/cu m).
- c. Truck-Mixed or Shrink-Mixed. For Class PV, SC, and SI concrete, the mixture shall contain a minimum of 605 lbs/cu yd (360 kg/cu m) of cement and finely divided minerals summed together. If a water-reducing or high-range water-reducing admixture is used, the Contractor has the option to use a minimum of 575 lbs/cu yd (345 kg/cu m).
- d. Central-Mixed, Truck-Mixed or Shrink-Mixed. For Class PP-1 and RR concrete, the mixture shall contain a minimum of 650 lbs/cu yd (385 kg/cu m) of cement and finely divided minerals summed together. For Class PP-1 and RR concrete using Type III portland cement, the mixture shall contain a minimum of 620 lbs/cu yd (365 kg/cu m).

For Class PP-2 concrete, the mixture shall contain a minimum of 735 lbs/cu yd (435 kg/cu m) of cement and finely divided minerals summed together. For Class BS concrete, the mixture shall contain a minimum of 605 lbs/cu yd (360 kg/cu m). For Class DS concrete, the mixture shall contain a minimum of 665 lbs/cu yd (395 kg/cu m).

If a water-reducing or high range water-reducing admixture is used in Class PP-1 and RR concrete, the Contractor has the option to use a minimum of 620 lbs/cu yd (365 kg/cu m) of cement and finely divided minerals summed together. If a water-reducing or high-range water-reducing admixture is used with Type III portland cement in Class PP-1 and RR concrete, the Contractor has the option to use a minimum of 590 lbs/cu yd (350 kg/cu m).

- e. Central-Mixed or Truck-Mixed. For Class PC and PS concrete, the mixture shall contain a minimum of 565 lbs/cu yd (335 kg/cu m) of cement and finely divided minerals summed together.
 - f. The mixture shall contain a maximum of 705 lbs/cu yd (418 kg/cu m) of cement and finely divided mineral(s) summed together for Class PV, BS, PC, PS, DS, SC, and SI concrete. For Class PP-1 and RR concrete, the mixture shall contain a maximum of 750 lbs/cu yd (445 kg/cu m). For Class PP-1 and RR concrete using Type III portland cement, the mixture shall contain a maximum of 720 lbs/cu yd (425 kg/cu m). For Class PP-2 concrete, the mixture shall contain a maximum of 820 lbs/cu yd (485 kg/cu m).
 - g. For Class SC concrete and for any other class of concrete that is to be placed underwater, except Class DS concrete, the allowable cement and finely divided minerals summed together shall be increased by ten percent.
 - h. The combination of cement and finely divided minerals shall comply with Article 1020.05(d).
- (d) Alkali-Silica Reaction. For cast-in-place (includes cement aggregate mixture II and latex mixtures), precast, and precast prestressed concrete, one of the mixture options provided in Article 1020.05(d)(2) shall be used to reduce the risk of a deleterious alkali-silica reaction in concrete exposed to humid or wet conditions. The mixture options are not intended or adequate for concrete exposed to potassium acetate, potassium formate, sodium acetate, or sodium formate. The mixture options will not be required for the dry environment (humidity less than 60 percent) found inside buildings for residential or commercial occupancy.

The mixture options shall not apply to concrete revetment mats, insertion lining of pipe culverts, portland cement mortar fairing course, controlled low-strength material, miscellaneous grouts that are not prepackaged, Class PP-3 concrete, Class PP-4 concrete, and Class PP-5 concrete.

- (1) Aggregate Groups. Each combination of aggregates used in a mixture will be assigned to an aggregate group. The point at which the coarse aggregate and fine aggregate expansion values intersect in the following table will determine the group.

Aggregate Groups			
Coarse Aggregate or Coarse Aggregate Blend ASTM C 1260 Expansion	Fine Aggregate Or Fine Aggregate Blend ASTM C 1260 Expansion		
	≤0.16%	>0.16% - 0.27%	>0.27%
≤0.16%	Group I	Group II	Group III
>0.16% - 0.27%	Group II	Group II	Group III
>0.27%	Group III	Group III	Group IV

- (2) Mixture Options. Based upon the aggregate group, the following mixture options shall be used. However, the Department may prohibit a mixture option if field performance shows a deleterious alkali-silica reaction or Department testing indicates the mixture may experience a deleterious alkali-silica reaction.

Reduction of Risk for Deleterious Alkali-Silica Reaction					
Aggregate Groups	Mixture Options				
	Option 1	Option 2	Option 3	Option 4	Option 5
Group I	Mixture options are not applicable. Use any cement or finely divided mineral.				
Group II	X	X	X	X	X
Group III	X	Combine Option 2 with Option 3	Combine Option 2 with Option 3	X	X
Group IV	X	Combine Option 2 with Option 4	Invalid Option	Combine Option 2 with Option 4	X

"X" denotes valid mixture option for aggregate group.

- a. Mixture Option 1. The coarse or fine aggregates shall be blended to place the material in a group that will allow the selected cement or finely divided mineral to be used. Coarse aggregate may only be blended with another coarse aggregate. Fine aggregate may only be blended with another fine aggregate. Blending of

coarse with fine aggregate to place the material in another group will not be permitted.

When a coarse or fine aggregate is blended, the weighted expansion value shall be calculated separately for the coarse and fine aggregate as follows:

$$\text{Weighted Expansion Value} = (a/100 \times A) + (b/100 \times B) + (c/100 \times C) + \dots$$

Where: a, b, c... = percentage of aggregate in the blend;
A, B, C... = expansion value for that aggregate.

- b. Mixture Option 2. A finely divided mineral shall be used as described in 1), 2), 3), or 4) that follow. In addition, a blended cement with a finely divided mineral may be added to a separate finely divided mineral to meet the following requirements, provided the finely divided minerals are the same material. However, adding together two different finely divided minerals to obtain the specified minimum percentage of one material will not be permitted for 1), 2), 3), and 4). Refer to Mixture Option 5 to address this situation.

1. Class F Fly Ash. For cement aggregate mixture II, Class PV, BS, PC, PS, MS, DS, SC and SI concrete, the Class F fly ash shall be a minimum 25.0 percent by weight (mass) of the cement and finely divided minerals summed together.

If the maximum total equivalent available alkali content ($\text{Na}_2\text{O} + 0.658\text{K}_2\text{O}$) exceeds 4.50 percent for the Class F fly ash, it may be used only if it complies with Mixture Option 5.

2. Class C Fly Ash. For cement aggregate mixture II, Class PV, PP-1, PP-2, RR, BS, PC, PS, DS, SC, and SI concrete, Class C fly ash shall be a minimum of 25.0 percent by weight (mass) of the cement and finely divided minerals summed together.

If the maximum total equivalent available alkali content ($\text{Na}_2\text{O} + 0.658\text{K}_2\text{O}$) exceeds 4.50 percent or the calcium oxide exceeds 26.50 percent for the Class C fly ash, it may be used only per Mixture Option 5.

3. Ground Granulated Blast-Furnace Slag. For Class PV, PP-1, PP-2, RR, BS, PC, PS, DS, SC, and SI concrete, ground granulated blast-furnace slag shall be a minimum of 25.0 percent by weight (mass) of the cement and finely divided minerals summed together.

If the maximum total equivalent available alkali content ($\text{Na}_2\text{O} + 0.658\text{K}_2\text{O}$) exceeds 1.00 percent for the ground granulated blast-furnace slag, it may be used only per Mixture Option 5.

4. Microsilica or High Reactivity Metakaolin, Microsilica solids or high reactivity metakaolin shall be a minimum 5.0 percent by weight (mass) of the cement and finely divided minerals summed together.

If the maximum total equivalent available alkali content ($\text{Na}_2\text{O} + 0.658\text{K}_2\text{O}$) exceeds 1.00 percent for the Microsilica or High Reactivity Metakaolin, it may be used only if it complies with Mixture Option 5.

- c. Mixture Option 3. The cement used shall have a maximum total equivalent alkali content ($\text{Na}_2\text{O} + 0.658\text{K}_2\text{O}$) of 0.60 percent. When aggregate in Group II is involved and the Contractor desires to use a finely divided mineral, any finely divided mineral may be used with the cement unless the maximum total equivalent available alkali content ($\text{Na}_2\text{O} + 0.658\text{K}_2\text{O}$) exceeds 4.50 percent for the fly ash; or 1.00 percent for the ground granulated blast-furnace slag, microsilica or high reactivity metakaolin. If the alkali content is exceeded, the finely divided mineral may be used only per Mixture Option 5.
- d. Mixture Option 4. The cement used shall have a maximum total equivalent alkali content ($\text{Na}_2\text{O} + 0.658\text{K}_2\text{O}$) of 0.45 percent. When aggregate in Group II or III is involved and the Contractor desires to use a finely divided mineral, any finely divided mineral may be used with the cement unless the maximum total equivalent available alkali content ($\text{Na}_2\text{O} + 0.658\text{K}_2\text{O}$) exceeds 4.50 percent for the fly ash; or 1.00 percent for the ground granulated blast-furnace slag, microsilica, or high reactivity metakaolin. If the alkali content is exceeded, the finely divided mineral may be used only per Mixture Option 5.
- e. Mixture Option 5. The proposed cement or finely divided mineral may be used if the ASTM C 1567 expansion value is ≤ 0.16 percent when performed on the aggregate in the concrete mixture with the highest ASTM C 1260 test result. The laboratory performing the ASTM C 1567 test shall be approved by the Department according to the current Bureau of Materials and Physical Research Policy Memorandum "Minimum Laboratory Requirements for Alkali-Silica Reactivity (ASR) Testing". The ASTM C 1567 test will be valid for two years, unless the Engineer determines the materials have changed significantly.

For latex concrete, the ASTM C 1567 test shall be performed without the latex.

The 0.20 percent autoclave expansion limit in ASTM C 1567 shall not apply.

If during the two year time period the Contractor needs to replace the cement, and the replacement cement has an equal or lower total equivalent alkali content ($\text{Na}_2\text{O} + 0.658\text{K}_2\text{O}$), a new ASTM C 1567 test will not be required.

The Engineer reserved the right to verify a Contractor's ASTM C 1567 test result. When the Contractor performs the test, a split sample may be requested by the Engineer. The Engineer may also independently obtain a sample at any time.

The proposed cement or finely divided mineral will not be allowed for use if the Contractor or Engineer obtains an expansion value greater than 0.16 percent.

1020.06 Water/Cement Ratio. The water/cement ratio shall be determined on a weight (mass) basis. When a maximum water/cement ratio is specified, the water shall include mixing water, water in admixtures, free moisture on the aggregates, and water added at the jobsite. The quantity of water may be adjusted within the limit specified to meet slump requirements.

When fly ash, ground granulated blast-furnace slag, high-reactivity metakaolin, or microsilica (silica fume) are used in a concrete mix, the water/cement ratio will be based on the total cement and finely divided minerals contained in the mixture.

1020.07 Slump. The slump shall be determined according to Illinois Modified AASHTO T 119.

If the measured slump falls outside the limits specified, a check test will be made. In the event of a second failure, the Engineer may refuse to permit the use of the batch of concrete represented.

If the Contractor is unable to add water to prepare concrete of the specified slump without exceeding the maximum design water/cement ratio, a water-reducing admixture shall be added.

1020.08 Air Content. The air content shall be determined according to Illinois Modified AASHTO T 152 or Illinois Modified AASHTO T 196. The air-entrainment shall be obtained by the use of cement with an approved air-entraining admixture added during the mixing of the concrete or the use of air-entraining cement.

If the air-entraining cement furnished is found to produce concrete having air content outside the limits specified, its use shall be discontinued immediately and the Contractor shall provide other air-entraining cement which will produce air contents within the specified limits.

If the air content obtained is above the specified maximum limit at the jobsite, the Contractor may have the concrete further mixed, within the limits of time and revolutions specified, to reduce the air content. If the air content obtained is below the specified minimum limit, the Contractor may add to the concrete a sufficient quantity of an approved air-entraining admixture at the jobsite to bring the air content within the specified limits.

1020.09 Strength Tests. The specimens shall be molded and cured according to Illinois Modified AASHTO T 23. Specimens shall be field cured with the construction item as specified in Illinois Modified AASHTO T 23. The compressive strength shall be determined according to Illinois Modified AASHTO T 22. The flexural strength shall be determined according to Illinois Modified AASHTO T 177.

Except for Class PC and PS concrete, the Contractor shall transport the strength specimens from the site of the work to the field laboratory or other location as instructed by the Engineer. During transportation in a suitable light truck, the specimens shall be embedded in straw,

burlap, or other acceptable material in a manner meeting with the approval of the Engineer to protect them from damage; care shall be taken to avoid impacts during hauling and handling. For strength specimens, the Contractor shall provide a field curing box for initial curing and a water storage tank for final curing. The field curing box will be required when an air temperature below 60 °F (16 °C) is expected during the initial curing period. The device shall maintain the initial curing temperature range specified in Illinois Modified AASHTO T 23, and may be insulated or power operated as appropriate.

1020.10 Handling, Measuring, and Batching Materials. Aggregates shall be handled in a manner to prevent mixing with soil and other foreign material.

Aggregates shall be handled in a manner which produces a uniform gradation, before placement in the plant bins. Aggregates delivered to the plant in a nonuniform gradation condition shall be stockpiled. The stockpiled aggregate shall be mixed uniformly before placement in the plant bins.

Aggregates shall have a uniform moisture content before placement in the plant bins. This may require aggregates to be stockpiled for 12 hours or more to allow drainage, or water added to the stockpile, or other methods approved by the Engineer. Moisture content requirements for crushed concrete, crushed slag or lightweight aggregate shall be according to Article 1004.01(e)(5).

Aggregates, cement, and finely divided minerals shall be measured by weight (mass). Water and admixtures shall be measured by volume or weight (mass).

The Engineer may permit aggregates, cement, and finely divided minerals to be measured by volume for small isolated structures and for miscellaneous items. Aggregates, cement, and finely divided minerals shall be measured individually. The volume shall be based upon dry, loose materials.

1020.11 Mixing Portland Cement Concrete. The mixing of concrete shall be according to the following.

(a) Ready-Mixed Concrete. Ready-mixed concrete is central-mixed, truck-mixed, or shrink-mixed concrete transported and delivered in a plastic state ready for placement in the work and shall be according to the following.

(1) Central-Mixed Concrete. Central-mixed concrete is concrete which has been completely mixed in a stationary mixer and delivered in a truck agitator, a truck mixer operating at agitating speed, or a nonagitator truck.

The stationary mixer shall operate at the drum speed for which it was designed. The batch shall be charged into the drum so that some of the water shall enter in advance of the cement, finely divided minerals, and aggregates. The flow of the water shall be uniform and all water shall be in the drum by the end of the first 15 seconds of the mixing period. Water shall begin to enter the drum from zero to

two seconds in advance of solid material and shall stop flowing within two seconds of the beginning of mixing time.

Some coarse aggregate shall enter in advance of other solid materials. For the balance of the charging time for solid materials, the aggregates, finely divided minerals, and cement (to assure thorough blending) shall each flow at acceptably uniform rates, as determined by visual observation. Coarse aggregate shall enter two seconds in advance of other solid materials and a uniform rate of flow shall continue to within two seconds of the completion of charging time.

The entire contents of the drum, or of each single compartment of a multiple-drum mixer, shall be discharged before the succeeding batch is introduced.

The volume of concrete mixed per batch shall not exceed the mixer's rated capacity as shown on the standard rating plate on the mixer by more than ten percent.

The minimum mixing time shall be 75 seconds for a stationary mixer having a capacity greater than 2 cu yd (1.5 cu m). For a mixer with a capacity equal to or less than 2 cu yd (1.5 cu m) the mixing time shall be 60 seconds. Transfer time in multiple drum mixers is included in the mixing time. Mixing time shall begin when all materials are in the mixing compartment and shall end when the discharge of any part of the batch is started. The required mixing times will be established by the Engineer for all types of stationary mixers.

When central-mixed concrete is to be transported in a truck agitator or a truck mixer, the stationary-mixed batch shall be transferred to the agitating unit without delay and without loss of any portion of the batch. Agitating shall start immediately thereafter and shall continue without interruption until the batch is discharged from the agitator. The ingredients of the batch shall be completely discharged from the agitator before the succeeding batch is introduced. Drums and auxiliary parts of the equipment shall be kept free from accumulations of materials.

The vehicles used for transporting the mixed concrete shall be of such capacity, or the batches shall be so proportioned, that the entire contents of the mixer drum can be discharged into each vehicle load.

- (2) Truck-Mixed Concrete. Truck-mixed concrete is completely mixed and delivered in a truck mixer. When the mixer is charged with fine and coarse aggregates simultaneously, not less than 60 nor more than 100 revolutions of the drum or blades at mixing speed shall be required, after all of the ingredients including water are in the drum. When fine and coarse aggregates are charged separately, not less than 70 revolutions will be required. For self-consolidating concrete, a minimum of 100 revolutions is required in all cases. Additional mixing beyond 100 revolutions shall be at agitating speed unless additions of water, admixtures, or other materials are made at the jobsite. The mixing operation shall begin immediately after the cement and water, or the cement and wet aggregates, come in contact. The

ingredients of the batch shall be completely discharged from the drum before the succeeding batch is introduced. The drum and auxiliary parts of the equipment shall be kept free from accumulations of materials. If additional water or an admixture is added at the jobsite, the concrete batch shall be mixed a minimum of 40 additional revolutions after each addition.

- (3) Shrink-Mixed Concrete. Shrink-mixed concrete is mixed partially in a stationary mixer and completed in a truck mixer for delivery. The mixing time of the stationary mixer may be reduced to a minimum of 30 seconds to intermingle the ingredients, before transferring to the truck mixer. All ingredients for the batch shall be in the stationary mixer and partially mixed before any of the mixture is discharged into the truck mixer. The partially mixed batch shall be transferred to the truck mixer without delay and without loss of any portion of the batch, and mixing in the truck mixer shall start immediately. The mixing time in the truck mixer shall be not less than 50 nor more than 100 revolutions of the drum or blades at mixing speed. For self-consolidating concrete, a minimum of 100 revolutions is required in the truck mixer. Additional mixing beyond 100 revolutions shall be at agitating speed, unless additions of water, admixtures, or other materials are made at the jobsite. Units designed as agitators shall not be used for shrink mixing. The ingredients of the batch shall be completely discharged from the drum before the succeeding batch is introduced. The drum and auxiliary parts of the equipment shall be kept free from accumulations of materials. If additional water or an admixture is added at the jobsite, the concrete batch shall be mixed a minimum of 40 additional revolutions after each addition.
- (4) Mixing Water. Wash water shall be completely discharged from the drum or container before a batch is introduced. All mixing water shall be added at the plant and any adjustment of water at the jobsite by the Contractor shall not exceed the specified maximum water/cement ratio or slump. If strength specimens have been made for a batch of concrete, and subsequently during discharge there is more water added, additional strength specimens shall be made for the batch of concrete. No additional water may be added at the jobsite to central-mixed concrete if the mix design has less than 565 lbs/cu yd (335 kg/cu m) of cement and finely divided minerals summed together.
- (5) Mixing and Agitating Speeds. The mixing or agitating speeds used for truck mixers or truck agitators shall be per the manufacturer's rating plate.
- (6) Capacities. The volume of plastic concrete in a given batch will be determined according to AASHTO T 121, based on the total weight (mass) of the batch, determined either from the weight (masses) of all materials, including water, entering the batch or directly from the net weight (mass) of the concrete in the batch as delivered.

The volume of mixed concrete in truck mixers or truck agitators shall in no case be greater than the rated capacity determined according to the Truck Mixer, Agitator,

and Front Discharge Concrete Carrier Standards of the Truck Mixer Manufacturer's Bureau, as shown by the rating plate attached to the truck. If the truck mixer does not have a rating plate, the volume of mixed concrete shall not exceed 63 percent of the gross volume of the drum or container, disregarding the blades. For truck agitators, the value is 80 percent.

- (7) Time of Haul. Haul time shall begin when the delivery ticket is stamped. The delivery ticket shall be stamped no later than five minutes after the addition of the mixing water to the cement, or after the addition of the cement to the aggregate when the combined aggregates contain free moisture in excess of two percent by weight (mass). If more than one batch is required for charging a truck using a stationary mixer, the time of haul shall start with mixing of the first batch. Haul time shall end when the truck is emptied for incorporation of the concrete into the work.

The time elapsing from when water is added to the mix until it is deposited in place at the site of the work shall not exceed 30 minutes when the concrete is transported in nonagitating trucks.

The maximum haul time for concrete transported in truck mixers or truck agitators shall be according to the following.

Concrete Temperature at Point of Discharge °F (°C)	Haul Time	
	Hours	Minutes
50-64 (10-17.5)	1	30
>64 (>17.5) - without retarder	1	0
>64 (>17.5) - with retarder	1	30

To encourage start-up testing for mix adjustments at the plant, the first two trucks will be allowed an additional 15 minutes haul time whenever such testing is performed.

For a mixture which is not mixed on the jobsite, a delivery ticket shall be required for each load. The following information shall be recorded on each delivery ticket: (1) ticket number; (2) name of producer and plant location; (3) contract number; (4) name of Contractor; (5) stamped date and time batched; (6) truck number; (7) quantity batched; (8) amount of admixture(s) in the batch; (9) amount of water in the batch; and (10) Department mix design number.

For concrete mixed in jobsite stationary mixers, the above delivery ticket may be waived, but a method of verifying the haul time shall be established to the satisfaction of the Engineer.

- (8) Production and Delivery. The production of ready-mixed concrete shall be such that the operations of placing and finishing will be continuous insofar as the job operations require. The Contractor shall be responsible for producing concrete that will have the required workability, consistency, and plasticity when delivered to the work. Concrete which is unsuitable for placement as delivered will be rejected. The

Contractor shall minimize the need to adjust the mixture at the jobsite, such as adding water and admixtures prior to discharging.

- (9) Use of Multiple Plants in the Same Construction Item. The Contractor may simultaneously use central-mixed, truck-mixed, and shrink-mixed concrete from more than one plant, for the same construction item, on the same day, and in the same pour. However, the following criteria shall be met.
- a. Each plant shall use the same cement, finely divided minerals, aggregates, admixtures, and fibers.
 - b. Each plant shall use the same mix design. However, material proportions may be altered slightly in the field to meet slump and air content criteria. Field water adjustments shall not result in a difference that exceeds 0.02 between plants for water/cement ratio. The required cement factor for central-mixed concrete shall be increased to match truck-mixed or shrink-mixed concrete, if the latter two types of mixed concrete are used in the same pour.
 - c. The maximum slump difference between deliveries of concrete shall be 3/4 in. (19 mm) when tested at the jobsite. If the difference is exceeded, but test results are within specification limits, the concrete may be used. The Contractor shall take immediate corrective action and shall test subsequent deliveries of concrete until the slump difference is corrected. For each day, the first three truck loads of delivered concrete from each plant shall be tested for slump by the Contractor. Thereafter, when a specified test frequency for slump is to be performed, it shall be conducted for each plant at the same time.
 - d. The maximum air content difference between deliveries of concrete shall be 1.5 percent when tested at the jobsite. If the difference is exceeded, but test results are within specification limits, the concrete may be used. The Contractor shall take immediate corrective action and shall test subsequent deliveries of concrete until the air content difference is corrected. For each day, the first three truck loads of delivered concrete from each plant shall be tested for air content by the Contractor. Thereafter, when a specified test frequency for air content is to be performed, it shall be conducted for each plant at the same time.
 - e. Strength tests shall be performed and taken at the jobsite for each plant. When a specified strength test is to be performed, it shall be conducted for each plant at the same time. The difference between plants for strength shall not exceed 900 psi (6200 kPa) compressive and 90 psi (620 kPa) flexural. If the strength difference requirements are exceeded, the Contractor shall take corrective action.
 - f. The maximum haul time difference between deliveries of concrete shall be 15 minutes. If the difference is exceeded, but haul time is within specification

limits, the concrete may be used. The Contractor shall take immediate corrective action and check subsequent deliveries of concrete.

- (b) Class PC Concrete. The concrete shall be central-mixed or truck-mixed. Variations in plastic concrete properties shall be minimized between batches.
- (c) Class PV Concrete. The concrete shall be central-mixed, truck-mixed, or shrink-mixed.

The required mixing time for stationary mixers with a capacity greater than 2 cu yd (1.5 cu m) may be less than 75 seconds upon satisfactory completion of a mixer performance test. Mixer performance tests may be requested by the Contractor when the quantity of concrete to be placed exceeds 50,000 sq yd (42,000 sq m). The testing shall be conducted according to the current Bureau of Materials and Physical Research's Policy Memorandum, "Field Test Procedures for Mixer Performance and Concrete Uniformity Tests".

The Contractor will be allowed to test two mixing times within a range of 50 to 75 seconds. If satisfactory results are not obtained from the required tests, the mixing time shall continue to be 75 seconds for the remainder of the contract. If satisfactory results are obtained, the mixing time may be reduced. In no event will mixing time be less than 50 seconds.

The Contractor shall furnish the labor, equipment, and material required to perform the testing according to the current Bureau of Materials and Physical Research's Policy Memorandum, "Field Test Procedures for Mixer Performance and Concrete Uniformity Tests".

A contract which has 12 ft (3.6 m) wide pavement or base course, and a continuous length of 1/2 mile (0.8 km) or more, shall have the following additional requirements.

- (1) The plant and truck delivery operation shall be able to provide a minimum of 50 cu yd (38 cu m) of concrete per hour.
 - (2) The plant shall have automatic or semi-automatic batching equipment.
- (d) All Other Classes of Concrete. The concrete shall be central-mixed, truck-mixed, or shrink-mixed concrete.

1020.12 Mobile Portland Cement Concrete Plants. The use of a mobile portland cement concrete plant may be approved under the provisions of Article 1020.10 for volumetric proportioning in small isolated structures, thin overlays, and for miscellaneous and incidental concrete items.

The first 1 cu ft (0.03 cu m) of concrete produced may not contain sufficient mortar and shall not be incorporated in the work. The side plate on the cement feeder shall be removed

periodically (normally the first time the mixer is used each day) to see if cement is building up on the feed drum.

Sufficient mixing capacity of mixers shall be provided to enable continuous placing and finishing insofar as the job operations and the specifications require.

Slump and air tests made immediately after discharge of the mix may be misleading, since the aggregates may absorb a significant amount of water for four or five minutes after mixing.

1020.13 Curing and Protection. The method of curing, curing period, and method of protection for each type of concrete construction is included in the following Index Table.

INDEX TABLE OF CURING AND PROTECTION OF CONCRETE CONSTRUCTION			
TYPE OF CONSTRUCTION	CURING METHODS	CURING PERIOD DAYS	LOW AIR TEMPERATURE PROTECTION METHODS
Cast-in-Place Concrete ^{11/}			
Pavement Shoulder	1020.13(a)(1)(2)(3)(4)(5) ^{3/5/}	3	1020.13(c)
Base Course			
Base Course Widening	1020.13(a)(1)(2)(3)(4)(5) ^{2/}	3	1020.13(c)
Driveway			
Median			
Barrier			
Curb			
Gutter	1020.13(a)(1)(2)(3)(4)(5) ^{4/5/}	3	1020.13(c) ^{16/}
Curb & Gutter			
Sidewalk			
Slope Wall			
Paved Ditch			
Catch Basin			
Manhole	1020.13(a)(1)(2)(3)(4)(5) ^{4/}	3	1020.13(c)
Inlet			
Valve Vault			
Pavement Patching	1020.13(a)(1)(2)(3)(4)(5) ^{2/}	3 ^{12/}	1020.13(c)
Bridge Deck Patching	1020.13(a)(3)(5)	3 or 7 ^{12/}	1020.13(c)
Railroad Crossing	1020.13(a)(3)(5)	1	1020.13(c)
Piles and Drilled Shafts	1020.13(a)(3)(5)	7	1020.13(d)(1)(2)(3)
Foundations & Footings			
Seal Coat	1020.13(a)(1)(2)(3)(4)(5) ^{4/6/}	7	1020.13(d)(1)(2)(3)
Substructure	1020.13(a)(1)(2)(3)(4)(5) ^{1/7/}	7	1020.13(d)(1)(2)(3)
Superstructure (except deck)	1020.13(a)(1)(2)(3)(5) ^{8/}	7	1020.13(d)(1)(2)
Deck			
Bridge Approach Slab	1020.13(a)(5)	7	1020.13(d)(1)(2) ^{17/}
Retaining Walls	1020.13(a)(1)(2)(3)(4)(5) ^{1/7/}	7	1020.13(d)(1)(2)
Pump Houses	1020.13(a)(1)(2)(3)(4)(5) ^{1/}	7	1020.13(d)(1)(2)
Culverts	1020.13(a)(1)(2)(3)(4)(5) ^{4/6/}	7	1020.13(d)(1)(2) ^{18/}
Other Incidental Concrete	1020.13(a)(1)(2)(3)(5)	3	1020.13(c)
Precast Concrete ^{11/}			
Bridge Slabs			
Piles and Pile Caps	1020.13(a)(3)(5) ^{9/10/}	As ^{13/}	9/
Other Structural Members		Required	
All Other Precast Items	1020.13(a)(3)(4)(5) ^{2/9/10/}	As ^{14/}	9/
		Required	
Precast, Prestressed Concrete ^{11/}			
All Items	1020(a)(3)(5) ^{9/10/}	Until Strand Tensioning is Released ^{15/}	9/

Notes-General:

- 1/ Type I, membrane curing only
- 2/ Type II, membrane curing only
- 3/ Type III, membrane curing only

- 4/ Type I, II and III membrane curing
- 5/ Membrane Curing will not be permitted between November 1 and April 15.
- 6/ The use of water to inundate foundations and footings, seal coats or the bottom slab of culverts is permissible when approved by the Engineer, provided the water temperature can be maintained at 45 °F (7 °C) or higher.
- 7/ Asphalt emulsion for waterproofing may be used in lieu of other curing methods when specified and permitted according to Article 503.18. The top surfaces of abutments and piers shall be cured according to Article 1020.13(a)(3) or (5).
- 8/ On non-traffic surfaces which receive protective coat according to Article 503.19, a linseed oil emulsion curing compound may be used as a substitute for protective coat and other curing methods. The linseed oil emulsion curing compound will be permitted between April 16 and October 31 of the same year, provided it is applied with a mechanical sprayer according to Article 1101.09(b).
- 9/ Steam, supplemental heat, or insulated blankets (with or without steam/supplemental heat) are acceptable and shall be according to the Bureau of Materials and Physical Research's Policy Memorandum "Quality Control/Quality Assurance Program for Precast Concrete Products" and the "Manual for Fabrication of Precast, Prestressed Concrete Products".
- 10/ A moist room according to AASHTO M 201 is acceptable for curing.
- 11/ If curing is required and interrupted because of form removal for cast-in-place concrete items, precast concrete products, or precast prestressed concrete products, the curing shall be resumed within two hours from the start of the form removal.
- 12/ Curing maintained only until opening strength is attained for pavement patching, with a maximum curing period of three days. For bridge deck patching the curing period shall be three days if Class PP concrete is used and 7 days if Class BS concrete is used.
- 13/ The curing period shall end when the concrete has attained the mix design strength. The producer has the option to discontinue curing when the concrete has attained 80 percent of the mix design strength or after seven days. All strength test specimens shall remain with the units and shall be subjected to the same curing method and environmental condition as the units, until the time of testing.
- 14/ The producer shall determine the curing period or may elect to not cure the product. All strength test specimens shall remain with the units and shall be subjected to the same curing method and environmental condition as the units, until the time of testing.

15/ The producer has the option to continue curing after strand release.

16/ When structural steel or structural concrete is in place above slope wall, Article 1020.13(c) shall not apply. The protection method shall be according to Article 1020.13(d)(1).

17/ When Article 1020.13(d)(2) is used to protect the deck, the housing may enclose only the bottom and sides. The top surface shall be protected according to Article 1020.13(d)(1).

18/ For culverts having a waterway opening of 10 sq ft (1 sq m) or less, the culverts may be protected according to Article 1020.13(d)(3).

(a) Methods of Curing. Except as provided for in the Index Table of Curing and Protection of Concrete Construction, curing shall be accomplished by one of the following described methods. When water is required to wet the surface, it shall be applied as a fine spray so that it will not mar or pond on the surface. Except where otherwise specified, the curing period shall be at least 72 hours.

(1) Waterproof Paper Method. The surface of the concrete shall be covered with waterproof paper as soon as the concrete has hardened sufficiently to prevent marring the surface. The surface of the concrete shall be wetted immediately before the paper is placed. The blankets shall be lapped at least 12 in. (300 mm) end to end, and these laps shall be securely weighted with a windrow of earth, or other approved method, to form a closed joint. The same requirements shall apply to the longitudinal laps where separate strips are used for curing edges, except the lap shall be at least 9 in. (225 mm). The edges of the blanket shall be weighted securely with a continuous windrow of earth or any other means satisfactory to the Engineer to provide an air-tight cover. Any torn places or holes in the paper shall be repaired immediately by patches cemented over the openings, using a bituminous cement having a melting point of not less than 180 °F (82 °C). The blankets may be reused, provided they are air-tight and kept serviceable by proper repairs.

A longitudinal pleat shall be provided in the blanket to permit shrinkage where the width of the blanket is sufficient to cover the entire surface. The pleat will not be required where separate strips are used for the edges. Joints in the blanket shall be sewn or cemented together in such a manner that they will not separate during use.

(2) Polyethylene Sheeting Method. The surface of the concrete shall be covered with white polyethylene sheeting as soon as the concrete has hardened sufficiently to prevent marring the surface. The surface of the concrete shall be wetted immediately before the sheeting is placed. The edges of the sheeting shall be weighted securely with a continuous windrow of earth or any other means satisfactory to the Engineer to provide an air-tight cover. Adjoining sheets shall overlap not less than 12 in. (300 mm) and the laps shall be securely weighted with

earth, or any other means satisfactory to the Engineer, to provide an air tight cover. For surface and base course concrete, the polyethylene sheets shall be not less than 100 ft (30 m) in length nor longer than can be conveniently handled, and shall be of such width that, when in place, they will cover the full width of the surface, including the edges, except that separate strips may be used to cover the edges. Any tears or holes in the sheeting shall be repaired. When sheets are no longer serviceable as a single unit, the Contractor may select from such sheets and reuse those which will serve for further applications, provided two sheets are used as a single unit; however, the double sheet units will be rejected when the Engineer deems that they no longer provide an air tight cover.

- (3) Wetted Burlap Method. The surface of the concrete shall be covered with wetted burlap blankets as soon as the concrete has hardened sufficiently to prevent marring the surface. The blankets shall overlap 6 in. (150 mm). At least two layers of wetted burlap shall be placed on the finished surface. The burlap shall be kept saturated by means of a mechanically operated sprinkling system. In place of the sprinkling system, at the Contractor's option, two layers of burlap covered with impermeable covering shall be used. The burlap shall be kept saturated with water. Plastic coated burlap may be substituted for one layer of burlap and impermeable covering.

The blankets shall be placed so that they are in contact with the edges of the concrete, and that portion of the material in contact with the edges shall be kept saturated with water.

- (4) Membrane Curing Method. Membrane curing will not be permitted where a protective coat, concrete sealer, or waterproofing is to be applied, or at areas where rubbing or a normal finish is required, or at construction joints other than those necessary in pavement or base course. Concrete at these locations shall be cured by another method specified in Article 1020.13(a).

After all finishing work to the concrete surface has been completed, it shall be sealed with membrane curing compound of the type specified within ten minutes. The seal shall be maintained for the specified curing period. The edges of the concrete shall, likewise, be sealed within ten minutes after the forms are removed. Two separate applications, applied at least one minute apart, each at the rate of not less than 1 gal/250 sq ft (0.16 L/sq m) will be required upon the surfaces and edges of the concrete. These applications shall be made with the mechanical equipment specified. Type III compound shall be agitated immediately before and during the application.

At locations where the coating is discontinuous or where pin holes show or where the coating is damaged due to any cause and on areas adjacent to sawed joints, immediately after sawing is completed, an additional coating of membrane curing compound shall be applied at the above specified rate. The equipment used may be of the same type as that used for coating variable widths of pavement. Before the additional coating is applied adjacent to sawed joints, the cut faces of the joint shall

be protected by inserting a suitable flexible material in the joint, or placing an adhesive width of impermeable material over the joint, or by placing the permanent sealing compound in the joint. Material, other than the permanent sealing compound, used to protect cut faces of the joint, shall remain in place for the duration of the curing period. In lieu of applying the additional coating, the area of the sawed joint may be cured according to any other method permitted.

When rain occurs before an application of membrane curing compound has dried, and the coating is damaged, the Engineer may require another application be made in the same manner and at the same rate as the original coat. The Engineer may order curing by another method specified, if unsatisfactory results are obtained with membrane curing compound.

- (5) **Wetted Cotton Mat Method.** After the surface of concrete has been textured or finished, it shall be covered immediately with dry or damp cotton mats. The cotton mats shall be placed in a manner which will not mar the concrete surface. A texture resulting from the cotton mat material is acceptable. The cotton mats shall then be wetted immediately and thoroughly soaked with a gentle spray of water. For bridge decks, a foot bridge shall be used to place and wet the cotton mats.

The cotton mats shall be maintained in a wetted condition until the concrete has hardened sufficiently to place soaker hoses without marring the concrete surface. The soaker hoses shall be placed on top of the cotton mats at a maximum 4 ft (1.2 m) spacing. The cotton mats shall be kept wet with a continuous supply of water for the remainder of the curing period. Other continuous wetting systems may be used if approved by the Engineer.

After placement of the soaker hoses, the cotton mats shall be covered with white polyethylene sheeting or burlap-polyethylene blankets.

For construction items other than bridge decks, soaker hoses or a continuous wetting system will not be required if the alternative method keeps the cotton mats wet. Periodic wetting of the cotton mats is acceptable.

For areas inaccessible to the cotton mats on bridge decks, curing shall be according to Article 1020.13(a)(3).

- (b) **Removing and Replacing Curing Covering.** When curing methods specified above in Article 1020.13(a), (1), (2), or (3) are used for concrete pavement, the curing covering for each day's paving shall be removed to permit testing of the pavement surface with a profilograph or straightedge, as directed by the Engineer.

Immediately after testing, the surface of the pavement shall be wetted thoroughly and the curing coverings replaced. The top surface and the edges of the concrete shall not be left unprotected for a period of more than 1/2 hour.

- (c) Protection of Concrete, Other Than Structures, From Low Air Temperatures. When the official National Weather Service forecast for the construction area predicts a low of 32 °F (0 °C), or lower, or if the actual temperature drops to 32 °F (0 °C), or lower, concrete less than 72 hours old shall be provided at least the following protection.

Minimum Temperature	Protection
25 – 32 °F (-4 – 0 °C)	Two layers of polyethylene sheeting, one layer of polyethylene and one layer of burlap, or two layers of waterproof paper.
Below 25 °F (-4 °C)	6 in. (150 mm) of straw covered with one layer of polyethylene sheeting or waterproof paper.

These protective covers shall remain in place until the concrete is at least 96 hours old. When straw is required on pavement cured with membrane curing compound, the compound shall be covered with a layer of burlap, polyethylene sheeting or waterproof paper before the straw is applied.

After September 15, there shall be available to the work within four hours, sufficient clean, dry straw to cover at least two days production. Additional straw shall be provided as needed to afford the protection required. Regardless of the precautions taken, the Contractor shall be responsible for protection of the concrete placed and any concrete damaged by cold temperatures shall be removed and replaced.

- (d) Protection of Concrete Structures From Low Air Temperatures. When the official National Weather Service forecast for the construction area predicts a low below 45 °F (7 °C), or if the actual temperature drops below 45 °F (7 °C), concrete less than 72 hours old shall be provided protection. Concrete shall also be provided protection when placed during the winter period of December 1 through March 15. Concrete shall not be placed until the materials, facilities, and equipment for protection are approved by the Engineer.

When directed by the Engineer, the Contractor may be required to place concrete during the winter period. When winter construction is specified, the Contractor shall proceed with the construction, including excavation, pile driving, concrete, steel erection, and all appurtenant work required for the complete construction of the item, except at times when weather conditions make such operations impracticable.

Regardless of the precautions taken, the Contractor shall be responsible for protection of the concrete placed and any concrete damaged by cold temperatures shall be removed and replaced.

- (1) Protection Method I. The concrete shall be completely covered with insulating material such as fiberglass, rock wool, or other approved commercial insulating material having the minimum thermal resistance R, as defined in ASTM C 168, for

the corresponding minimum dimension of the concrete unit being protected as shown in the following table.

Minimum Pour Dimension		Thermal Resistance R
in.	(mm)	
6 or less	(150 or less)	R=16
> 6 to 12	(> 150 to 300)	R=10
> 12 to 18	(> 300 to 450)	R=6
> 18	(> 450)	R=4

The insulating material manufacturer shall clearly mark the insulating material with the thermal resistance R value.

The insulating material shall be completely enclosed on sides and edges with an approved waterproof liner and shall be maintained in a serviceable condition. Any tears in the liner shall be repaired in a manner approved by the Engineer. The Contractor shall provide means for checking the temperature of the surface of the concrete during the protection period.

On formed surfaces, the insulating material shall be attached to the outside of the forms with wood cleats or other suitable means to prevent any circulation of air under the insulation and shall be in place before the concrete is placed. The blanket insulation shall be applied tightly against the forms. The edges and ends shall be attached so as to exclude air and moisture. If the blankets are provided with nailing flanges, the flanges shall be attached to the studs with cleats. Where tie rods or reinforcement bars protrude, the areas adjacent to the rods or bars shall be adequately protected in a manner satisfactory to the Engineer. Where practicable, the insulation shall overlap any previously placed concrete by at least 1 ft (300 mm). Insulation on the underside of floors on steel members shall cover the top flanges of supporting members. On horizontal surfaces, the insulating material shall be placed as soon as the concrete has set, so that the surface will not be marred and shall be covered with canvas or other waterproof covering. The insulating material shall remain in place for a period of seven days after the concrete is placed.

The Contractor may remove the forms, providing the temperature is 35 °F (2 °C) and rising and the Contractor is able to wrap the particular section within two hours from the time of the start of the form removal. The insulation shall remain in place for the remainder of the seven days curing period.

- (2) Protection Method II. The concrete shall be enclosed in adequate housing and the air surrounding the concrete kept at a temperature of not less than 50 °F (10 °C) nor more than 80 °F (27 °C) for a period of seven days after the concrete is placed. The Contractor shall provide means for checking the temperature of the surface of the concrete or air temperature within the housing during the protection period. All exposed surfaces within the housing shall be cured according to the Index Table.

The Contractor shall provide adequate fire protection where heating is in progress and such protection shall be accessible at all times. The Contractor shall maintain labor to keep the heating equipment in continuous operation.

At the close of the heating period, the temperature shall be decreased to the approximate temperature of the outside air at a rate not to exceed 15 °F (8 °C) per 12 hour period, after which the housing may be removed. The surface of the concrete shall be permitted to dry during the cooling period.

- (3) Protection Method III. As soon as the surface is sufficiently set to prevent marring, the concrete shall be covered with 12 in. (300 mm) of loose, dry straw followed by a layer of impermeable covering. The edges of the covering shall be sealed to prevent circulation of air and prevent the cover from flapping or blowing. The protection shall remain in place until the concrete is seven days old. If construction operations require removal, the protection removed shall be replaced immediately after completion or suspension of such operations.

1020.14 Temperature Control for Placement. Temperature control for concrete placement shall be according to the following.

- (a) Concrete other than Structures. Concrete may be placed when the air temperature is above 35 °F (2 °C) and rising, and concrete placement shall stop when the falling temperature reaches 40 °F (4 °C) or below, unless otherwise approved by the Engineer.

The temperature of concrete immediately before placement shall be a minimum of 50 °F (10 °C) and a maximum of 90 °F (32 °C). If concrete is pumped, the temperature of the concrete at point of placement shall be a minimum of 50 °F (10 °C) and a maximum of 90 °F (32 °C). A maximum concrete temperature shall not apply to Class PP concrete.

- (b) Concrete in Structures. Concrete may be placed when the air temperature is above 40 °F (4 °C) and rising, and concrete placement shall stop when the falling temperature reaches 45 °F (7 °C) or below, unless otherwise approved by the Engineer.

The temperature of the concrete immediately before placement shall be a minimum of 50 °F (10 °C) and a maximum of 90 °F (32 °C). If concrete is pumped, the temperature of the concrete at point of placement shall be a minimum of 50 °F (10 °C) and a maximum of 90 °F (32 °C).

When insulated forms are used according to Article 1020.13(d)(1), the maximum temperature of the concrete mixture immediately before placement shall be 80 °F (25 °C).

When concrete is placed in contact with previously placed concrete, the temperature of the freshly mixed concrete may be increased to 80 °F (25 °C) by the Contractor to offset anticipated heat loss.

- (c) All Classes of Concrete. Aggregates and water shall be heated or cooled uniformly and as necessary to produce concrete within the specified temperature limits. No frozen aggregates shall be used in the concrete.
- (d) Temperature. The concrete temperature shall be determined according to Illinois Modified AASHTO T 309.

1020.15 Heat of Hydration Control for Concrete Structures. The Contractor shall control the heat of hydration for concrete structures when the least dimension for a drilled shaft, foundation, footing, substructure, or superstructure concrete pour exceeds 5.0 ft (1.5 m). The work shall be according to the following.

- (a) Temperature Restrictions. The maximum temperature of the concrete after placement shall not exceed 150 °F (66 °C). The maximum temperature differential between the internal concrete core and concrete 2 to 3 in. (50 to 75 mm) from the exposed surface shall not exceed 35 °F (19 °C). The Contractor shall perform temperature monitoring to ensure compliance with the temperature restrictions.
- (b) Thermal Control Plan. The Contractor shall provide a thermal control plan a minimum of 28 calendar days prior to concrete placement for review by the Engineer. Acceptance of the thermal control plan by the Engineer shall not preclude the Contractor from specification compliance, and from preventing cracks in the concrete. At a minimum, the thermal control plan shall provide detailed information on the following requested items and shall comply with the specific specifications indicated for each item.
 - (1) Concrete mix design(s) to be used. Grout mix design if post-cooling with embedded pipe.

The mix design requirements in Articles 1020.04 and 1020.05 shall be revised to include the following additional requirements to control the heat of hydration.

- a. The concrete mixture should be uniformly graded and preference for larger size aggregate should be used in the mix design. Article 1004.02(d)(2) shall apply and information in the "Portland Cement Concrete Level III Technician Course – Manual of Instructions for Design of Concrete Mixtures" may be used to develop the uniformly graded mixture.
- b. The following shall apply to all concrete except Class DS concrete or when self-consolidating concrete is desired. For central-mixed concrete, the Contractor shall have the option to develop a mixture with a minimum of 520 lbs/cu yd (309 kg/cu m) of cement and finely divided minerals summed together. For truck-mixed or shrink-mixed concrete, the Contractor shall have the option to develop a mixture with a minimum of 550 lbs/cu yd (326 kg/cu m) of cement and finely divided minerals summed together. A water-reducing or high range water-reducing admixture shall be used in the central mixed, truck-mixed or shrink-

mixed concrete mixture. For any mixture to be placed underwater, the minimum cement and finely divided minerals shall be 550 lbs/cu yd (326 kg/cu m) for central-mixed concrete, and 580 lbs/cu yd (344 kg/cu m) for truck-mixed or shrink-mixed concrete.

For Class DS concrete, CA 11 may be used. If CA 11 is used, the Contractor shall have the option to develop a mixture with a minimum cement and finely divided minerals of 605 lbs/cu yd (360 kg/cu m) summed together. If CA 11 is used and either Class DS concrete is placed underwater or a self-consolidating concrete mixture is desired, the Contractor shall have the option to develop a mixture with a minimum cement and finely divided minerals of 635 lbs/cu yd (378 kg/cu m) summed together.

- c. The minimum portland cement content in the mixture shall be 375 lbs/cu yd (222 kg/cu m). When the total of organic processing additions, inorganic processing additions, and limestone addition exceed 5.0 percent in the cement, the minimum portland cement content in the mixture shall be 400 lbs/cu yd (237 kg/cu m). For a drilled shaft, foundation, footing, or substructure, the minimum portland cement may be reduced to as low as 330 lbs/cu yd (196 kg/cu m) if the concrete has adequate freeze/thaw durability. The Contractor shall provide freeze/thaw test results according to AASHTO T 161 Procedure A or B, and the relative dynamic modulus of elasticity of the mix design shall be a minimum of 80 percent. Freeze/thaw testing will not be required for concrete that will not be exposed to freezing and thawing conditions as determined by the Engineer.
- d. The maximum cement replacement with fly ash shall be 40.0 percent. The maximum cement replacement with ground granulated blast-furnace slag shall be 65.0 percent. When cement replacement with ground granulated blast-furnace slag exceeds 35.0 percent, only Grade 100 shall be used.
- e. The mixture may contain a maximum of two finely divided minerals. The finely divided mineral in portland-pozzolan cement or portland blast-furnace slag cement shall count toward the total number of finely divided minerals allowed. The finely divided minerals shall constitute a maximum of 65.0 percent of the total cement plus finely divided minerals. The fly ash portion shall not exceed 40.0 percent. The ground granulated blast-furnace slag portion shall not exceed 65.0 percent. The microsilica or high-reactivity metakaolin portion used together or separately shall not exceed 5.0 percent.
- f. The time to obtain the specified strength may be increased to a maximum 56 days, provided the curing period specified in Article 1020.13 is increased to a minimum of 14 days.

The minimum grout strength for filling embedded pipe shall be as specified for the concrete, and testing shall be according to AASHTO T 106.

- (2) The selected mathematical method for evaluating heat of hydration thermal effects, which shall include the calculated adiabatic temperature rise, calculated maximum concrete temperature, and calculated maximum temperature differential between the internal concrete core and concrete 2 to 3 in. (50 to 75 mm) from the exposed surface. The time when the maximum concrete temperature and maximum temperature differential will occur is required.

Acceptable mathematical methods include ACI 207.2R "Report on Thermal and Volume Change Effects on Cracking of Mass Concrete" as well as other proprietary methods. The Contractor shall perform heat of hydration testing on the cement and finely divided minerals to be used in the concrete mixture. The test shall be according to ASTM C 186 or other applicable test methods, and the result for heat shall be used in the equation to calculate adiabatic temperature rise. Other required test parameters for the mathematical model may be assumed if appropriate.

The Contractor has the option to propose a higher maximum temperature differential between the internal concrete core and concrete 2 to 3 in. (50 to 75 mm) from the exposed surface, but the proposed value shall not exceed 50 °F (28 °C). In addition, based on strength gain of the concrete, multiple maximum temperature differentials at different times may be proposed. The proposed value shall be justified through a mathematical method.

- (3) Proposed maximum concrete temperature or temperature range prior to placement.

Article 1020.14 shall apply except a minimum 40 °F (4 °C) concrete temperature will be permitted.

- (4) Pre-cooling, post-cooling, and surface insulation methods that will be used to ensure the concrete will comply with the specified maximum temperature and specified or proposed temperature differential. For reinforcement that extends beyond the limits of the pour, the Contractor shall indicate if the reinforcement is required to be covered with insulation.

Refer to ACI 207.4R "Cooling and Insulating Systems for Mass Concrete" for acceptable methods that will be permitted. If embedded pipe is used for post-cooling, the material shall be polyvinyl chloride or polyethylene. The embedded pipe system shall be properly supported, and the Contractor shall subsequently inspect glued joints to ensure they are able to withstand free falling concrete. The embedded pipe system shall be leak tested after inspection of the glued joints, and prior to the concrete placement. The leak test shall be performed at maximum service pressure or higher for a minimum of 15 minutes. All leaks shall be repaired. The embedded pipe cooling water may be from natural sources such as streams and rivers, but shall be filtered to prevent system stoppages. When the embedded pipe is no longer needed, the surface connections to the pipe shall be removed to a depth of 4 in. (100 mm) below the surface of the concrete. The remaining pipe shall be

completely filled with grout. The 4 in. (100 mm) deep concrete hole shall be filled with nonshrink grout. Form and insulation removal shall be done in a manner to prevent cracking and ensure the maximum temperature differential is maintained. Insulation shall be in good condition as determined by the Engineer and properly attached.

- (5) Dimensions of each concrete pour, location of construction joints, placement operations, pour pattern, lift heights, and time delays between lifts.

Refer to ACI 207.1R "Guide to Mass Concrete" for acceptable placement operations that will be permitted.

- (6) Type of temperature monitoring system, the number of temperature sensors, and location of sensors.

A minimum of two independent temperature monitoring systems and corresponding sensors shall be used.

The temperature monitoring system shall have a minimum temperature range of 32 °F (0 °C) to 212 °F (100 °C), an accuracy of ± 2 °F (± 1 °C), and be able to automatically record temperatures without external power. Temperature monitoring shall begin once the sensor is encased in concrete, and with a maximum interval of one hour. Temperature monitoring may be discontinued after the maximum concrete temperature has been reached, post-cooling is no longer required, and the maximum temperature differential between the internal concrete core and the ambient air temperature does not exceed 35 °F (19 °C). The Contractor has the option to select a higher maximum temperature differential, but the proposed value shall not exceed 50 °F (28 °C). The proposed value shall be justified through a mathematical method.

At a minimum, a temperature sensor shall be located at the theoretical hottest portion of the concrete, normally the geometric center, and at the exterior face that will provide the maximum temperature differential. At the exterior face, the sensor shall be located 2 to 3 in. (50 to 75 mm) from the surface of the concrete. Sensors shall also be located a minimum of 1 in. (25 mm) away from reinforcement, and equidistant between cooling pipes if either applies. A sensor will also be required to measure ambient air temperature. The entrant/exit cooling water temperature for embedded pipe shall also be monitored.

Temperature monitoring results shall be provided to the Engineer a minimum of once each day and whenever requested by the Engineer. The report may be electronic or hard copy. The report shall indicate the location of each sensor, the temperature recorded, and the time recorded. The report shall be for all sensors and shall include ambient air temperature and entrant/exit cooling water temperatures. The temperature data in the report may be provided in tabular or graphical format, and the report shall indicate any corrective actions during the monitoring period. At the

completion of the monitoring period, the Contractor shall provide the Engineer a final report that includes all temperature data and corrective actions.

- (7) Indicate contingency operations to be used if the maximum temperature or temperature differential of the concrete is reached after placement.
- (c) Temperature Restriction Violations. If the maximum temperature of the concrete after placement exceeds 150 °F (66 °C), but is equal to or less than 158 °F (70 °C), the concrete will be accepted if no cracking or other unacceptable defects are identified. If cracking or unacceptable defects are identified, Article 105.03 shall apply. If the concrete temperature exceeds 158 °F (70 °C), Article 105.03 shall apply.

If a temperature differential between the internal concrete core and concrete 2 to 3 in. (50 to 75 mm) from the exposed surface exceeds the specified or proposed maximum value allowed, the concrete will be accepted if no cracking or other unacceptable defects are identified. If unacceptable defects are identified, Article 105.03 shall apply.

When the maximum 150 °F (66 °C) concrete temperature or the maximum allowed temperature differential is violated, the Contractor shall implement corrective action prior to the next pour. In addition, the Engineer reserves the right to request a new thermal control plan for acceptance before the Contractor is allowed to pour again.

- (d) Inspection and Repair of Cracks. The Engineer will inspect the concrete for cracks after the temperature monitoring is discontinued, and the Contractor shall provide access for the Engineer to do the inspection. A crack may require repair by the Contractor as determined by the Engineer. The Contractor shall be responsible for the repair of all cracks. Protective coat or a concrete sealer shall be applied to a crack less than 0.007 in. (0.18 mm) in width. A crack that is 0.007 in. (0.18 mm) or greater shall be pressure injected with epoxy according to Section 590.

80279

PORTLAND CEMENT CONCRETE EQUIPMENT (BDE)

Effective: November 1, 2013

Add the following to the first paragraph of Article 1103.03(a)(5) of the Standard Specifications to read:

“As an alternative to a locking key, the start and finish time for mixing may be automatically printed on the batch ticket. The start and finish time shall be reported to the nearest second.”

80326

PROGRESS PAYMENTS (BDE)

Effective: November 2, 2013

Revise Article 109.07(a) of the Standard Specifications to read:

“(a) Progress Payments. At least once each month, the Engineer will make a written estimate of the quantity of work performed in accordance with the contract, and the value thereof at the contract unit prices. The amount of the estimate approved as due for payment will be vouchered by the Department and presented to the State Comptroller for payment. No amount less than \$1000.00 will be approved for payment other than the final payment.

Progress payments may be reduced by liens filed pursuant to Section 23(c) of the Mechanics' Lien Act, 770 ILCS 60/23(c).

If a Contractor or subcontractor has defaulted on a loan issued under the Department's Disadvantaged Business Revolving Loan Program (20 ILCS 2705/2705-610), progress payments may be reduced pursuant to the terms of that loan agreement. In such cases, the amount of the estimate related to the work performed by the Contractor or subcontractor, in default of the loan agreement, will be offset, in whole or in part, and vouchered by the Department to the Working Capital Revolving Fund or designated escrow account. Payment for the work shall be considered as issued and received by the Contractor or subcontractor on the date of the offset voucher. Further, the amount of the offset voucher shall be a credit against the Department's obligation to pay the Contractor, the Contractor's obligation to pay the subcontractor, and the Contractor's or subcontractor's total loan indebtedness to the Department. The offset shall continue until such time as the entire loan indebtedness is satisfied. The Department will notify the Contractor and Fund Control Agent in a timely manner of such offset. The Contractor or subcontractor shall not be entitled to additional payment in consideration of the offset.

The failure to perform any requirement, obligation, or term of the contract by the Contractor shall be reason for withholding any progress payments until the Department determines that compliance has been achieved.”

80328

QUALITY CONTROL/QUALITY ASSURANCE OF CONCRETE MIXTURES (BDE)

Effective: January 1, 2012

Revised: November 1, 2013

Add the following to Section 1020 of the Standard Specifications:

“1020.16 Quality Control/Quality Assurance of Concrete Mixtures. This Article specifies the quality control responsibilities of the Contractor for concrete mixtures (except Class PC and PS concrete), cement aggregate mixture II, and controlled low-strength material incorporated in the project, and defines the quality assurance and acceptance responsibilities of the Engineer.

A list of quality control/quality assurance (QC/QA) documents is provided in Article 1020.16(g), Schedule D.

A Level I Portland Cement Concrete (PCC) Technician shall be defined as an individual who has successfully completed the Department’s training for concrete testing.

A Level II Portland Cement Concrete (PCC) Technician shall be defined as an individual who has successfully completed the Department’s training for concrete proportioning.

A Level III Portland Cement Concrete (PCC) Technician shall be defined as an individual who has successfully completed the Department’s training for concrete mix design.

A Concrete Tester shall be defined as an individual who has successfully completed the Department’s training to assist with concrete testing and is monitored on a daily basis.

Aggregate Technician shall be defined as an individual who has successfully completed the Department’s training for gradation testing involving aggregate production and mixtures.

Mixture Aggregate Technician shall be defined as an individual who has successfully completed the Department’s training for gradation testing involving mixtures.

Gradation Technician shall be defined as an individual who has successfully completed the Department’s training to assist with gradation testing and is monitored on a daily basis.

- (a) Equipment/Laboratory. The Contractor shall provide a laboratory and test equipment to perform their quality control testing.

The laboratory shall be of sufficient size and be furnished with the necessary equipment, supplies, and current published test methods for adequately and safely performing all required tests. The laboratory will be approved by the Engineer according to the current Bureau of Materials and Physical Research Policy Memorandum “Minimum Private Laboratory Requirements for Construction Materials Testing or Mix Design”. Production of a mixture shall not begin until the Engineer provides written approval of the laboratory.

The Contractor shall refer to the Department's "Required Sampling and Testing Equipment for Concrete" for equipment requirements.

Test equipment shall be maintained and calibrated as required by the appropriate test method, and when required by the Engineer. This information shall be documented on the Department's "Calibration of Concrete Testing Equipment" form.

Test equipment used to determine compressive or flexural strength shall be calibrated each 12 month period by an independent agency, using calibration equipment traceable to the National Institute of Standards and Technology (NIST). The Contractor shall have the calibration documentation available at the test equipment location.

The Engineer will have unrestricted access to the plant and laboratory at any time to inspect measuring and testing equipment, and will notify the Contractor of any deficiencies. Defective equipment shall be immediately repaired or replaced by the Contractor.

- (b) Quality Control Plan. The Contractor shall submit, in writing, a proposed Quality Control (QC) Plan to the Engineer. The QC Plan shall be submitted a minimum of 45 calendar days prior to the production of a mixture. The QC Plan shall address the quality control of the concrete, cement aggregate mixture II, and controlled low-strength material incorporated in the project. The Contractor shall refer to the Department's "Model Quality Control Plan for Concrete Production" to prepare a QC Plan. The Engineer will respond in writing to the Contractor's proposed QC Plan within 15 calendar days of receipt.

Production of a mixture shall not begin until the Engineer provides written approval of the QC Plan. The approved QC Plan shall become a part of the contract between the Department and the Contractor, but shall not be construed as acceptance of any mixture produced.

The QC Plan may be amended during the progress of the work, by either party, subject to mutual agreement. The Engineer will respond in writing to a Contractor's proposed QC Plan amendment within 15 calendar days of receipt. The response will indicate the approval or denial of the Contractor's proposed QC Plan amendment.

- (c) Quality Control by Contractor. The Contractor shall perform quality control inspection, sampling, testing, and documentation to meet contract requirements. Quality control includes the recognition of obvious defects and their immediate correction. Quality control also includes appropriate action when passing test results are near specification limits, or to resolve test result differences with the Engineer. Quality control may require increased testing, communication of test results to the plant or the jobsite, modification of operations, suspension of mixture production, rejection of material, or other actions as appropriate. The Engineer shall be immediately notified of any failing tests and subsequent remedial action. Passing tests shall be reported no later than the start of the next work day.

When a mixture does not comply with specifications, the Contractor shall reject the material; unless the Engineer accepts the material for incorporation in the work, according to Article 105.03.

- (1) Personnel Requirements. The Contractor shall provide a Quality Control (QC) Manager who will have overall responsibility and authority for quality control. The jobsite and plant personnel shall be able to contact the QC Manager by cellular phone, two-way radio or other methods approved by the Engineer.

The QC Manager shall visit the jobsite a minimum of once a week. A visit shall be performed the day of a bridge deck pour, the day a non-routine mixture is placed as determined by the Engineer, or the day a plant is anticipated to produce more than 1000 cu yd (765 cu m). Any of the three required visits may be used to meet the once per week minimum requirement.

The Contractor shall provide personnel to perform the required inspections, sampling, testing and documentation in a timely manner. The Contractor shall refer to the Department's "Qualifications and Duties of Concrete Quality Control Personnel" document.

A Level I PCC Technician shall be provided at the jobsite during mixture production and placement, and may supervise concurrent pours on the project. For concurrent pours, a minimum of one Concrete Tester shall be required at each pour location. If the Level I PCC Technician is at one of the pour locations, a Concrete Tester is still required at the same location. Each Concrete Tester shall be able to contact the Level I PCC Technician by cellular phone, two-way radio or other methods approved by the Engineer. A single Level I PCC Technician shall not supervise concurrent pours for multiple contracts.

A Level II PCC Technician shall be provided at the plant, or shall be available, during mixture production and placement. A Level II PCC Technician may supervise a maximum of three plants. Whenever the Level II PCC Technician is not at the plant during mixture production and placement, a Concrete Tester or Level I PCC Technician shall be present at the plant to perform any necessary concrete tests. The Concrete Tester, Level I PCC Technician, or other individual shall also be trained to perform any necessary aggregate moisture tests, if the Level II PCC Technician is not at the plant during mixture production and placement. The Concrete Tester, Level I PCC Technician, plant personnel, and jobsite personnel shall have the ability to contact the Level II PCC Technician by cellular phone, two-way radio, or other methods approved by the Engineer.

For a mixture which is produced and placed with a mobile portland cement concrete plant as defined in Article 1103.04, a Level II PCC Technician shall be provided. The Level II PCC Technician shall be present at all times during mixture production and placement. However, the Level II PCC Technician may request to be available if

operations are satisfactory. Approval shall be obtained from the Engineer, and jobsite personnel shall have the ability to contact the Level II PCC Technician by cellular phone, two-way radio, or other methods approved by the Engineer.

A Concrete Tester, Mixture Aggregate Technician, and Aggregate Technician may provide assistance with sampling and testing. A Gradation Technician may provide assistance with testing. A Concrete Tester shall be supervised by a Level I or Level II PCC Technician. A Gradation Technician shall be supervised by a Level II PCC Technician, Mixture Aggregate Technician, or Aggregate Technician.

- (2) Required Plant Tests. Sampling and testing shall be performed at the plant, or at a location approved by the Engineer, to control the production of a mixture. The required minimum Contractor plant sampling and testing is indicated in Article 1020.16(g) Schedule A.
- (3) Required Field Tests. Sampling and testing shall be performed at the jobsite to control the production of a mixture, and to comply with specifications for placement. For standard curing, after initial curing, and for strength testing; the location shall be approved by the Engineer. The required minimum Contractor jobsite sampling and testing is indicated in Article 1020.16(g), Schedule B.
- (d) Quality Assurance by Engineer. The Engineer will perform quality assurance tests on independent samples and split samples. An independent sample is a field sample obtained and tested by only one party. A split sample is one of two equal portions of a field sample, where two parties each receive one portion for testing. The Engineer may request the Contractor to obtain a split sample. Aggregate split samples and any failing strength specimen shall be retained until permission is given by the Engineer for disposal. The results of all quality assurance tests by the Engineer will be made available to the Contractor. However, Contractor split sample test results shall be provided to the Engineer before Department test results are revealed. The Engineer's quality assurance independent sample and split sample testing is indicated in Article 1020.16(g), Schedule C.
 - (1) Strength Testing. For strength testing, Article 1020.09 shall apply, except the Contractor and Engineer strength specimens may be placed in the same field curing box for initial curing and may be cured in the same water storage tank for final curing.
 - (2) Comparing Test Results. Differences between the Engineer's and the Contractor's split sample test results will be considered reasonable if within the following limits:

Test Parameter	Acceptable Limits of Precision
Slump	0.75 in. (20 mm)
Air Content	0.9%
Compressive Strength	900 psi (6200 kPa)

Flexural Strength	90 psi (620 kPa)
Slump Flow (Self-Consolidating Concrete (SCC))	1.5 in. (40 mm)
Visual Stability Index (SCC)	Not Applicable
J-Ring (SCC)	1.5 in. (40 mm)
L-Box (SCC)	10 %
Hardened Visual Stability Index (SCC)	Not Applicable
Dynamic Segregation Index (SCC)	1.0 %
Flow (Controlled Low-Strength Material (CLSM))	1.5 in. (40 mm)
Strength (Controlled Low-Strength Material (CLSM))	40 psi (275 kPa)
Aggregate Gradation	See "Guideline for Sample Comparison" in Appendix "A" of the Manual of Test Procedures for Materials.

When acceptable limits of precision have been met, but only one party is within specification limits, the failing test shall be resolved before the material may be considered for acceptance.

(3) Test Results and Specification Limits.

a. Split Sample Testing. If either the Engineer's or the Contractor's split sample test result is not within specification limits, and the other party is within specification limits; immediate retests on a split sample shall be performed for slump, air content, slump flow, visual stability index, J-Ring, L-Box, dynamic segregation index, flow (CLSM), or aggregate gradation. A passing retest result by each party will require no further action. If either the Engineer's or Contractor's slump, air content, slump flow, visual stability index, J-Ring, L-Box, dynamic segregation index, flow (CLSM), or aggregate gradation split sample retest result is a failure; or if either the Engineer's or Contractor's strength or hardened visual stability index test result is a failure, and the other party is within specification limits; the following actions shall be initiated to investigate the test failure:

1. The Engineer and the Contractor shall investigate the sampling method, test procedure, equipment condition, equipment calibration, and other factors.
2. The Engineer or the Contractor shall replace test equipment, as determined by the Engineer.
3. The Engineer and the Contractor shall perform additional testing on split samples, as determined by the Engineer.

For aggregate gradation, jobsite slump, jobsite air content, jobsite slump flow, jobsite visual stability index, jobsite J-Ring, jobsite L-Box, jobsite dynamic segregation index, and jobsite flow (CLSM); if the failing split sample test result is not resolved according to 1., 2., or 3., and the mixture has not been placed, the Contractor shall reject the material; unless the Engineer accepts the material for

incorporation in the work according to Article 105.03. If the mixture has already been placed, or if a failing strength or hardened visual stability index test result is not resolved according to 1., 2., or 3., the material will be considered unacceptable.

If a continued trend of difference exists between the Engineer's and the Contractor's split sample test results, or if split sample test results exceed the acceptable limits of precision, the Engineer and the Contractor shall investigate according to items 1., 2., and 3.

- b. Independent Sample Testing. For aggregate gradation, jobsite slump, jobsite air content jobsite slump flow, jobsite visual stability index, jobsite J-Ring, jobsite L-Box, jobsite dynamic segregation index, jobsite flow (CLSM); if the result of a quality assurance test on a sample independently obtained by the Engineer is not within specification limits, and the mixture has not been placed, the Contractor shall reject the material, unless the Engineer accepts the material for incorporation in the work according to Article 105.03. If the mixture has already been placed or the Engineer obtains a failing strength or hardened visual stability index test result, the material will be considered unacceptable.
- (e) Acceptance by the Engineer. Final acceptance will be based on the Standard Specifications and the following:
- (1) The Contractor's compliance with all contract documents for quality control.
 - (2) Validation of Contractor quality control test results by comparison with the Engineer's quality assurance test results using split samples. Any quality control or quality assurance test determined to be flawed may be declared invalid only when reviewed and approved by the Engineer. The Engineer will declare a test result invalid only if it is proven that improper sampling or testing occurred. The test result is to be recorded and the reason for declaring the test invalid will be provided by the Engineer.
 - (3) Comparison of the Engineer's quality assurance test results with specification limits using samples independently obtained by the Engineer.

The Engineer may suspend mixture production, reject materials, or take other appropriate action if the Contractor does not control the quality of concrete, cement aggregate mixture II, or controlled low-strength material for acceptance. The decision will be determined according to (1), (2), or (3).

(f) Documentation.

- (1) Records. The Contractor shall be responsible for documenting all observations, inspections, adjustments to the mix design, test results, retest results, and corrective actions in a bound hardback field book, bound hardback diary, or appropriate

Department form, which shall become the property of the Department. The documentation shall include a method to compare the Engineer's test results with the Contractor's results. The Contractor shall be responsible for the maintenance of all permanent records whether obtained by the Contractor, the consultants, the subcontractors, or the producer of the mixture. The Contractor shall provide the Engineer full access to all documentation throughout the progress of the work.

The Department's form MI 504M, form BMPR MI654, and form BMPR MI655 shall be completed by the Contractor, and shall be submitted to the Engineer weekly or as required by the Engineer. A correctly completed form MI 504M, form BMPR MI654, and form BMPR MI655 are required to authorize payment by the Engineer, for applicable pay items.

- (2) Delivery Truck Ticket. The following information shall be recorded on each delivery ticket or in a bound hardback field book: initial revolution counter reading (final reading optional) at the jobsite, if the mixture is truck-mixed; time discharged at the jobsite; total amount of each admixture added at the jobsite; and total amount of water added at the jobsite.
- (g) Basis of Payment and Schedules. Quality Control/Quality Assurance of portland cement concrete mixtures will not be paid for separately, but shall be considered as included in the cost of the various concrete contract items.

SCHEDULE A

CONTRACTOR PLANT SAMPLING AND TESTING			
Item	Test	Frequency	IL Modified AASHTO or Department Test Method ^{1/}
Aggregates (Arriving at Plant)	Gradation ^{2/}	As needed to check source for each gradation number	2, 11, 27, and 248
Aggregates (Stored at Plant in Stockpiles or Bins)	Gradation ^{2/}	2,500 cu yd (1,900 cu m) for each gradation number ^{3/}	2, 11, 27, and 248
Aggregates (Stored at Plant in Stockpiles or Bins)	Moisture ^{4/} : Fine Aggregate	Once per week for moisture sensor, otherwise daily for each gradation number	Flask, Dunagan, Pychnometer Jar, or 255
	Moisture ^{4/} : Coarse Aggregate	As needed to control production for each gradation number	Dunagan, Pychnometer Jar, or 255
Mixture ^{5/}	Slump Air Content Unit Weight / Yield Slump Flow (SCC) Visual Stability Index (SCC) J-Ring (SCC) ^{6/} L-Box (SCC) ^{6/} Temperature	As needed to control production	T 141 and T 119 T 141 and T 152 or T 196 T 141 and T 121 SCC-1 and SCC-2 SCC-1 and SCC-2 SCC-1 and SCC-3 SCC-1 and SCC-4 T 141 and T 309
Mixture (CLSM) ^{7/}	Flow Air Content Temperature	As needed to control production	Illinois Test Procedure 307

1/ Refer to the Department's "Manual of Test Procedures for Materials".

2/ All gradation tests shall be washed. Testing shall be completed no later than 24 hours after the aggregate has been sampled.

3/ One per week (Sunday through Saturday) minimum unless the stockpile has not received additional aggregate material since the previous test.

One per day minimum for a bridge deck pour unless the stockpile has not received additional aggregate material since the previous test. The sample shall be taken and testing completed prior to the pour. The bridge deck aggregate sample may be taken the day before the pour or as approved by the Engineer.

4/ If the moisture test and moisture sensor disagree by more than 0.5 percent, retest. If the difference remains, adjust the moisture sensor to an average of two or more moisture tests. The Department's "Water/Cement Ratio Worksheet" form shall be completed when applicable.

5/ The Contractor may also perform strength testing according to Illinois Modified AASHTO T 141, T 23, and T 22 or T 177; or water content testing according to Illinois Modified AASHTO T 318.

The Contractor may also perform other available self-consolidating concrete (SCC) tests at the plant to control mixture production.

6/ The Contractor shall select the J-Ring or L-Box test for plant sampling and testing.

7/ The Contractor may also perform strength testing according to Illinois Test Procedure 307.

SCHEDULE B

CONTRACTOR JOBSITE SAMPLING & TESTING ^{1/}			
Item	Measured Property	Random Sample Testing Frequency per Mix Design and per Plant ^{2/}	IL Modified AASHTO Test Method
Pavement, Shoulder, Base Course, Widening, Driveway Pavement, Railroad Crossing, Cement Aggregate Mixture II	Slump ^{3/4/}	1 per 500 cu yd (400 cu m) or minimum 1/day	T 141 and T 119
	Air Content ^{3/5/6/}	1 per 100 cu yd (80 cu m) or minimum 1/day	T 141 and T 152 or T 196
	Compressive Strength ^{7/8/} or Flexural Strength ^{7/8/}	1 per 1250 cu yd (1000 cu m) or minimum 1/day	T 141, T 22 and T 23 or T 141, T 177 and T 23
Bridge Approach Slab ^{9/} , Bridge Deck ^{9/} , Bridge Deck Overlay ^{9/} , Superstructure ^{9/} , Substructure, Culvert, Miscellaneous Drainage Structures, Retaining Wall, Building Wall, Drilled Shaft Pile & Encasement Footing, Foundation, Pavement Patching, Structural Repairs	Slump ^{3/4/}	1 per 50 cu yd (40 cu m) or minimum 1/day	T 141 and T 119
	Air Content ^{3/5/6/}	1 per 50 cu yd (40 cu m) or minimum 1/day	T 141 and T 152 or T 196
	Compressive Strength ^{7/8/} or Flexural Strength ^{7/8/}	1 per 250 cu yd (200 cu m) or minimum 1/day	T 141, T 22 and T 23 or T 141, T 177 and T 23
Seal Coat	Slump ^{3/}	1 per 250 cu yd (200 cu m) or minimum 1/day	T 141 and T 119
	Air Content ^{3/5/6/}	1 per 250 cu yd (200 cu m) or minimum 1/day when air is entrained	T 141 and T 152 or T 196
	Compressive Strength ^{7/8/} or Flexural Strength ^{7/8/}	1 per 250 cu yd (200 cu m) or minimum 1/day	T 141, T 22 and T 23 or T 141, T 177 and T 23

CONTRACTOR JOBSITE SAMPLING & TESTING ^{1/}			
Curb, Gutter, Median, Barrier, Sidewalk, Slope Wall, Paved Ditch, Fabric Formed Concrete Revetment Mat ^{10/} , Miscellaneous Items, Incidental Items	Slump ^{3/4/}	1 per 100 cu yd (80 cu m) or minimum 1/day	T 141 and T 119
	Air Content ^{3/5/6/}	1 per 50 cu yd (40 cu m) or minimum 1/day	T 141 and T 152 or T 196
	Compressive Strength ^{7/8/} or Flexural Strength ^{7/8/}	1 per 400 cu yd (300 cu m) or minimum 1/day	T 141, T 22 and T 23 or T 141, T 177 and T 23
The Item will use a Self-Consolidating Concrete Mixture	Slump Flow ^{3/} VSI ^{3/} J-Ring ^{3/11/} L-Box ^{3/11/}	Perform at same frequency that is specified for the Item's slump	SCC-1 & SCC-2 SCC-1 & SCC-2 SCC-1 & SCC-3 SCC-1 & SCC-4
The Item will use a Self-Consolidating Concrete Mixture	HVSI ^{12/}	Minimum 1/day at start of production for that day	SCC-1 and SCC-6
The Item will use a Self-Consolidating Concrete Mixture	Dynamic Segregation Index (DSI)	Minimum 1/week at start of production for that week	SCC-1 and SCC-8 (Option C)
The Item will use a Self-Consolidating Concrete Mixture	Air Content ^{3/5/6/}	Perform at same frequency that is specified for the Item's air content	SCC-1 and T 152 or T 196
The Item will use a Self-Consolidating Concrete Mixture	Compressive Strength ^{7/8/} or Flexural Strength ^{7/8/}	Perform at same frequency that is specified for the Item's strength	SCC-1, T 22 and T 23 or SCC-1, T 177 and T 23
All	Temperature ^{3/}	As needed to control production	T 141 and T 309
Controlled Low-Strength Material (CLSM)	Flow, Air Content, Compressive Strength (28-day) ^{13/} , and Temperature	First truck load delivered and as needed to control production thereafter	Illinois Test Procedure 307

1/ Sampling and testing of small quantities of curb, gutter, median, barrier, sidewalk, slope wall, paved ditch, miscellaneous items, and incidental items may be waived by the Engineer if requested by the Contractor. However, quality control personnel are still required according to Article 1020.16(c)(1) The Contractor shall also provide recent evidence that similar material has been found to be satisfactory under normal sampling and testing procedures. The total quantity that may be waived for testing shall not exceed 100 cu yd (76 cu m) per contract.

If the Contractor's or Engineer's test result for any jobsite mixture test is not within the specification limits, all subsequent truck loads delivered shall be tested by the Contractor until the problem is corrected.

- 2/ If one mix design is being used for several construction items during a day's production, one testing frequency may be selected to include all items. The construction items shall have the same slump, air content, and water/cement ratio specifications. For self-consolidating concrete, the construction items shall have the same slump flow, visual stability index, J-Ring, L-Box, air content, and water/cement ratio specifications. The frequency selected shall equal or exceed the testing required for the construction item.

One sufficiently sized sample shall be taken to perform the required test(s). Random numbers shall be determined according to the Department's "Method for Obtaining Random Samples for Concrete". The Engineer will provide random sample locations.

- 3/ The temperature, slump, and air content tests shall be performed on the first truck load delivered, for each pour. For self consolidating concrete, the temperature, slump flow, visual stability index, J-Ring or L-Box, and air content tests shall be performed on the first truck load delivered, for each pour. Unless a random sample is required for the first truck load, testing the first truck load does not satisfy random sampling requirements.
- 4/ The slump random sample testing frequency shall be a minimum 1/day for a construction item which is slipformed.
- 5/ If a pump or conveyor is used for placement, a correction factor shall be established to allow for a loss of air content during transport. The first three truck loads delivered shall be tested, before and after transport by the pump or conveyor, to establish the correction factor. Once the correction is determined, it shall be re-checked after an additional 50 cu yd (40 cu m) is pumped, or an additional 100 cu yd (80 cu m) is conveyed. This shall continue throughout the pour. If the re-check indicates the correction factor has changed, a minimum of two truckloads is required to re-establish the correction factor. The correction factor shall also be re-established when significant changes in temperature, distance, pump or conveyor arrangement, and other factors have occurred. If the correction factor is >3.0 percent, the Contractor shall take corrective action to reduce the loss of air content during transport by the pump or conveyor. The Contractor shall record all air content test results, correction factors and corrected air contents. The corrected air content shall be reported on form BMPR MI654.
- 6/ If the Contractor's or Engineer's air content test result is within the specification limits, and 0.2 percent or closer to either limit, the next truck load delivered shall be tested by the Contractor. For example, if the specified air content range is 5.0 to 8.0 percent and the test result is 5.0, 5.1, 5.2, 7.8, 7.9 or 8.0 percent, the next truck shall be tested by the Contractor.
- 7/ The test of record for strength shall be the day indicated in Article 1020.04. For cement aggregate mixture II, a strength requirement is not specified and testing is not required. Additional strength testing to determine early falsework and form removal, early pavement or bridge opening to traffic, or to monitor strengths is at the discretion of the Contractor. Strength shall be defined as the average of two 6 x 12 in. (150 x 300 mm) cylinder breaks, three 4 x 8 in. (100 x 200 mm) cylinder breaks, or two beam breaks for

field tests. Per Illinois Modified AASHTO T 23, cylinders shall be 6 x 12 in. (150 x 300 mm) when the nominal maximum size of the coarse aggregate exceeds 1 in. (25 mm).

- 8/ In addition to the strength test, a slump test, air content test, and temperature test shall be performed on the same sample. For self-consolidating concrete, a slump flow test, visual stability index test, J-Ring or L-Box test, air content test, and temperature test shall be performed on the same sample as the strength test. For mixtures pumped or conveyed, the Contractor shall sample according to Illinois Modified AASHTO T 141.
- 9/ The air content test will be required for each delivered truck load.
- 10/ For fabric formed concrete revetment mat, the slump test is not required and the flexural strength test is not applicable.
- 11/ The Contractor shall select the J-Ring or L-Box test for jobsite sampling and testing.
- 12/ In addition to the hardened visual stability index (HVSI) test, a slump flow test, visual stability index (VSI) test, J-Ring or L-Box test, air content test, and temperature test shall be performed on the same sample. The Contractor shall retain all hardened visual stability index cut cylinder specimens until the Engineer notifies the Contractor that the specimens may be discarded.
- 13/ The test of record for strength shall be the day indicated in Article 1019.04. In addition to the strength test, a flow test, air content test, and temperature test shall be performed on the same sample. The strength test may be waived by the Engineer if future removal of the material is not a concern.

SCHEDULE C

ENGINEER QUALITY ASSURANCE INDEPENDENT SAMPLE TESTING		
Location	Measured Property	Testing Frequency ^{1/}
Plant	Gradation of aggregates stored in stockpiles or bins, Slump and Air Content	As determined by the Engineer.
Jobsite	Slump, Air Content, Slump Flow, Visual Stability Index, J-Ring, L-Box, Hardened Visual Stability Index, Dynamic Segregation Index and Strength	As determined by the Engineer.
	Flow, Air Content, Strength (28-day), and Dynamic Cone Penetration for Controlled Low-Strength Material (CLSM)	As determined by the Engineer

ENGINEER QUALITY ASSURANCE SPLIT SAMPLE TESTING		
Location	Measured Property	Testing Frequency ^{1/}
Plant	Gradation of aggregates stored in stockpiles or bins ^{2/}	At the beginning of the project, the first test performed by the Contractor. Thereafter, a minimum of 10% of total tests required of the Contractor will be performed per aggregate gradation number and per plant.
	Slump and Air Content	As determined by the Engineer.
Jobsite	Slump ^{2/} , Air Content ^{2/3/} , Slump-Flow ^{2/} , Visual Stability Index ^{2/} , J-Ring ^{2/} and L-box ^{2/}	At the beginning of the project, the first three tests performed by the Contractor. Thereafter, a minimum of 20% of total tests required of the Contractor will be performed per plant, which will include a minimum of one test per mix design.
	Hardened Visual Stability Index ^{2/}	As determined by the Engineer.
	Dynamic Segregation Index ^{2/}	As determined by the Engineer.
	Strength ^{2/}	At the beginning of the project, the first test performed by the Contractor. Thereafter, a minimum of 20% of total tests required of the Contractor will be performed per plant, which will include a minimum of one test per mix design.
	Flow, Air Content, and Strength (28-day) for Controlled Low-Strength Material (CLSM)	As determined by the Engineer.

- 1/ The Engineer will perform the testing throughout the period of quality control testing by the Contractor.
- 2/ The Engineer will witness and take immediate possession of or otherwise secure the Department's split sample obtained by the Contractor.
- 3/ Before transport by pump or conveyor, a minimum of 20 percent of total tests required of the Contractor will be performed per mix design and per plant. After transport by pump or conveyor, a minimum of 20 percent of total tests required of the Contractor will be performed per mix design and per plant.

SCHEDULE D

CONCRETE QUALITY CONTROL AND QUALITY ASSURANCE DOCUMENTS

- (a) Model Quality Control Plan for Concrete Production (*)
- (b) Qualifications and Duties of Concrete Quality Control Personnel (*)
- (c) Development of Gradation Bands on Incoming Aggregate at Mix Plants (*)
- (d) Required Sampling and Testing Equipment for Concrete (*)
- (e) Method for Obtaining Random Samples for Concrete (*)
- (f) Calibration of Concrete Testing Equipment (BMPR PCCQ01 through BMPR PCCQ09) (*)
- (g) Water/Cement Ratio Worksheet (BMPR PCCW01) (*)
- (h) Field/Lab Gradations (MI 504M) (*)
- (i) Concrete Air, Slump and Quantity (BMPR MI654) (*)
- (j) P.C. Concrete Strengths (BMPR MI655) (*)
- (k) Aggregate Technician Course or Mixture Aggregate Technician Course (*)
- (l) Portland Cement Concrete Tester Course (*)
- (m) Portland Cement Concrete Level I Technician Course - Manual of Instructions for Concrete Testing (*)
- (n) Portland Cement Concrete Level II Technician Course - Manual of Instructions for Concrete Proportioning (*)
- (o) Portland Cement Concrete Level III Technician Course - Manual of Instructions for Design of Concrete Mixtures (*)
- (p) Manual of Test Procedures for Materials

* Refer to Appendix C of the Manual of Test Procedures for Materials for more information."

80281

REINFORCEMENT BARS (BDE)

Effective: November 1, 2013

Revise the first and second paragraphs of Article 508.05 of the Standard Specifications to read:

“508.05 Placing and Securing. All reinforcement bars shall be placed and tied securely at the locations and in the configuration shown on the plans prior to the placement of concrete. Manual welding of reinforcement may only be permitted on precast concrete products as indicated in the current Bureau of Materials and Physical Research Policy Memorandum “Quality Control / Quality Assurance Program for Precast Concrete Products”, and for precast prestressed concrete products as indicated in the Department’s current “Manual for Fabrication of Precast Prestressed Concrete Products”. Reinforcement bars shall not be placed by sticking or floating into place or immediately after placement of the concrete.

Bars shall be tied at all intersections, except where the center to center dimension is less than 1 ft (300 mm) in each direction, in which case alternate intersections shall be tied. Molded plastic clips may be used in lieu of wire to secure bar intersections, but shall not be permitted in horizontal bar mats subject to construction foot traffic or to secure longitudinal bar laps. Plastic clips shall adequately secure the reinforcement bars, and shall permit the concrete to flow through and fully encase the reinforcement. Plastic clips may be recycled plastic, and shall meet the approval of the Engineer. The number of ties as specified shall be doubled for lap splices at the stage construction line of concrete bridge decks when traffic is allowed on the first completed stage during the pouring of the second stage.”

Revise the fifth paragraph of Article 508.05 of the Standard Specifications to read:

“Supports for reinforcement in bridge decks shall be metal. For all other concrete construction the supports shall be metal or plastic. Metal bar supports shall be made of cold-drawn wire, or other approved material and shall be either epoxy coated, galvanized or plastic tipped. When the reinforcement bars are epoxy coated, the metal supports shall be epoxy coated. Plastic supports may be recycled plastic. Supports shall be provided in sufficient number and spaced to provide the required clearances. Supports shall adequately support the reinforcement bars, and shall permit the concrete to flow through and fully encase the reinforcement. The legs of supports shall be spaced to allow an opening that is a minimum 1.33 times the nominal maximum aggregate size used in the concrete. Nominal maximum aggregate size is defined as the largest sieve which retains any of the aggregate sample particles. All supports shall meet the approval of the Engineer.”

Revise the first sentence of the eighth paragraph of Article 508.05 of the Standard Specifications to read:

“Epoxy coated reinforcement bars shall be tied with plastic coated wire, epoxy coated wire, or molded plastic clips where allowed.”

Add the following sentence to the end of the first paragraph of Article 508.06(c) of the Standard Specifications:

"In addition, the total slip of the bars within the splice sleeve of the connector after loading in tension to 30 ksi (207 MPa) and relaxing to 3 ksi (20.7 MPa) shall not exceed 0.01 in. (254 microns)."

Revise Article 1042.03(d) of the Standard Specifications to read:

"(d) Reinforcement and Accessories: The concrete cover over all reinforcement shall be within $\pm 1/4$ in. (± 6 mm) of the specified cover.

Welded wire fabric shall be accurately bent and tied in place.

Miscellaneous accessories to be cast into the concrete or for forming holes and recesses shall be carefully located and rigidly held in place by bolts, clamps, or other effective means. If paper tubes are used for vertical dowel holes, or other vertical holes which require grouting, they shall be removed before transportation to the construction site."

80327

REMOVAL AND DISPOSAL OF REGULATED SUBSTANCES (BDE)

Effective: January 1, 2012

Revised: November 2, 2012

Revise Article 669.01 of the Standard Specifications to read:

“669.01 Description. This work shall consist of the transportation and proper disposal of contaminated soil and water. This work shall also consist of the removal, transportation, and proper disposal of underground storage tanks (UST), their content and associated underground piping to the point where the piping is above the ground, including determining the content types and estimated quantities.”

Revise Article 669.08 of the Standard Specifications to read:

“669.08 Contaminated Soil and/or Groundwater Monitoring. The Contractor shall hire a qualified environmental firm to monitor the area containing the regulated substances. The affected area shall be monitored with a photoionization detector (PID) utilizing a lamp of 10.6eV or greater or a flame ionization detector (FID). Any field screen reading on the PID or FID in excess of background levels indicates the potential presence of contaminated material requiring handling as a non-special waste, special waste, or hazardous waste. No excavated soils can be taken to a clean construction and demolition debris (CCDD) facility or an uncontaminated soil fill operation with detectable PID or FID meter readings that are above background. The PID or FID meter shall be calibrated on-site and background level readings taken and recorded daily. All testing shall be done by a qualified engineer/technician. Such testing and monitoring shall be included in the work. The Contractor shall identify the exact limits of removal of non-special waste, special waste, or hazardous waste. All limits shall be approved by the Engineer prior to excavation. The Contractor shall take all necessary precautions.

Based upon the land use history of the subject property and/or PID or FID readings indicating contamination, a soil or groundwater sample shall be taken from the same location and submitted to an approved laboratory. Soil or groundwater samples shall be analyzed for the contaminants of concern, including pH, based on the property's land use history or the parameters listed in the maximum allowable concentration (MAC) for chemical constituents in uncontaminated soil established pursuant to Subpart F of 35 Illinois Administrative Code 1100.605. The analytical results shall serve to document the level of soil contamination. Soil and groundwater samples may be required at the discretion of the Engineer to verify the level of soil and groundwater contamination.

Samples shall be grab samples (not combined with other locations). The samples shall be taken with decontaminated or disposable instruments. The samples shall be placed in sealed containers and transported in an insulated container to the laboratory. The container shall maintain a temperature of 39 °F (4 °C). All samples shall be clearly labeled. The labels shall indicate the sample number, date sampled, location and elevation, and any other observations.

The laboratory shall use analytical methods which are able to meet the lowest appropriate practical quantitation limits (PQL) or estimated quantitation limit (EQL) specified in "Test Methods for Evaluating Solid Wastes, Physical/Chemical Methods", EPA Publication No. SW-846 and "Methods for the Determination of Organic Compounds in Drinking Water", EPA, EMSL, EPA-600/4-88/039. For parameters where the specified cleanup objective is below the acceptable detection limit (ADL), the ADL shall serve as the cleanup objective. For other parameters the ADL shall be equal to or below the specified cleanup objective."

Replace the first two paragraphs of Article 669.09 of the Standard Specifications with the following:

"669.09 Contaminated Soil and/or Groundwater Management and Disposal. The management and disposal of contaminated soil and/or groundwater shall be according to the following:

- (a) Soil Analytical Results Exceed Most Stringent MAC. When the soil analytical results indicate that detected levels exceed the most stringent maximum allowable concentration (MAC) for chemical constituents in uncontaminated soil established pursuant to Subpart F of 35 Illinois Administrative Code 1100.605, the soil shall be managed as follows:
 - (1) When analytical results indicate inorganic chemical constituents exceed the most stringent MAC but they are still considered within area background levels by the Engineer, the excavated soil can be utilized within the construction limits as fill, when suitable. Such soil excavated for storm sewers can be placed back into the excavated trench as backfill, when suitable, unless trench backfill is specified. If the soils cannot be utilized within the construction limits, they shall be managed and disposed of off-site as a non-special waste, special waste, or hazardous waste as applicable.
 - (2) When analytical results indicate chemical constituents exceed the most stringent MAC but do not exceed the MAC for a Metropolitan Statistical Area (MSA) County, the excavated soil can be utilized within the construction limits as fill, when suitable, or managed and disposed of off-site as "uncontaminated soil" at a CCDD facility or an uncontaminated soil fill operation within an MSA County provided the pH of the soil is within the range of 6.25 - 9.0, inclusive.
 - (3) When analytical results indicate chemical constituents exceed the most stringent MAC but do not exceed the MAC for an MSA County excluding Chicago, or the MAC within the Chicago corporate limits, the excavated soil can be utilized within the construction limits as fill, when suitable, or managed and disposed of off-site as "uncontaminated soil" at a CCDD facility or an uncontaminated soil fill operation within an MSA County excluding Chicago or within the Chicago corporate limits provided the pH of the soil is within the range of 6.25 - 9.0, inclusive.

- (4) When analytical results indicate chemical constituents exceed the most stringent MAC but do not exceed the MAC for an MSA County excluding Chicago, the excavated soil can be utilized within the construction limits as fill, when suitable, or managed and disposed of off-site as "uncontaminated soil" at a CCDD facility or an uncontaminated soil fill operation within an MSA County excluding Chicago provided the pH of the soil is within the range of 6.25 - 9.0, inclusive.
- (5) When the Engineer determines soil cannot be managed according to Articles 669.09(a)(1) through (a)(4) above, the soil shall be managed and disposed of off-site as a non-special waste, special waste, or hazardous waste as applicable.
- (b) Soil Analytical Results Do Not Exceed Most Stringent MAC. When the soil analytical results indicate that detected levels do not exceed the most stringent MAC but the pH of the soil is less than 6.25 or greater than 9.0, the excavated soil can be utilized within the construction limits or managed and disposed of off-site as "uncontaminated soil" according to Article 202.03. However the excavated soil cannot be taken to a CCDD facility or an uncontaminated soil fill operation.
- (c) Groundwater. When groundwater analytical results indicate the detected levels are above Appendix B, Table E of 35 Illinois Administrative Code 742, the most stringent Tier 1 Groundwater Remediation Objectives for Groundwater Component of the Groundwater Ingestion Route for Class 1 groundwater, the groundwater shall be managed off-site as a special waste.

All groundwater encountered within lateral trenches may be managed within the trench and allowed to infiltrate back into the ground. If the groundwater cannot be managed within the trench it must be removed as a special or hazardous waste. The Contractor is prohibited from managing groundwater within the trench by discharging it through any existing or new storm sewer. The Contractor shall install backfill plugs within the area of groundwater contamination.

One backfill plug shall be placed down gradient to the area of groundwater contamination. Backfill plugs shall be installed at intervals not to exceed 50 ft (15 m). Backfill plugs are to be 4 ft (1.2 m) long, measured parallel to the trench, full trench width and depth. Backfill plugs shall not have any fine aggregate bedding or backfill, but shall be entirely cohesive soil or any class of concrete. The Contractor shall provide test data that the material has a permeability of less than 10^{-7} cm/sec according to ASTM D 5084, Method A or per another test method approved by the Engineer."

Revise Article 669.14 of the Standard Specifications to read:

"669.14 Final Environmental Construction Report. At the end of the project, the Contractor will prepare and submit three copies of the Environmental Construction Report on the activities conducted during the life of the project, one copy shall be submitted to the Resident Engineer, one copy shall be submitted to the District's Environmental Studies Unit, and one copy shall be submitted with an electronic copy in Adode.pdf format to the Geologic

and Waste Assessment Unit, Bureau of Design and Environment, IDOT, 2300 South Dirksen Parkway, Springfield, Illinois 62764. The technical report shall include all pertinent information regarding the project including, but not limited to:

- (a) Measures taken to identify, monitor, handle, and dispose of soil or groundwater containing regulated substances, to prevent further migration of regulated substances, and to protect workers,
- (b) Cost of identifying, monitoring, handling, and disposing of soil or groundwater containing regulated substances, the cost of preventing further migration of regulated substances, and the cost for worker protection from the regulated substances. All cost should be in the format of the contract pay items listed in the contract plans (identified by the preliminary environmental site investigation (PESA) site number),
- (c) Plan sheets showing the areas containing the regulated substances,
- (d) Field sampling and testing results used to identify the nature and extent of the regulated substances,
- (e) Waste manifests (identified by the preliminary environmental site investigation (PESA) site number) for special or hazardous waste disposal, and
- (f) Landfill tickets (identified by the preliminary environmental site investigation (PESA) site number) for non-special waste disposal."

Revise the second paragraph of Article 669.16 of the Standard Specifications to read:

"The transportation and disposal of soil and other materials from an excavation determined to be contaminated will be paid for at the contract unit price per cubic yard (cubic meter) for NON-SPECIAL WASTE DISPOSAL, SPECIAL WASTE DISPOSAL, or HAZARDOUS WASTE DISPOSAL."

80283

REMOVAL AND DISPOSAL OF SURPLUS MATERIALS (BDE)

Effective: November 2, 2012

Revise the first four paragraphs of Article 202.03 of the Standard Specifications to read:

“202.03 Removal and Disposal of Surplus, Unstable, Unsuitable, and Organic Materials. Suitable excavated materials shall not be wasted without permission of the Engineer. The Contractor shall dispose of all surplus, unstable, unsuitable, and organic materials, in such a manner that public or private property will not be damaged or endangered.

Suitable earth, stones and boulders naturally occurring within the right-of-way may be placed in fills or embankments in lifts and compacted according to Section 205. Broken concrete without protruding metal bars, bricks, rock, stone, reclaimed asphalt pavement with no expansive aggregate, or uncontaminated dirt and sand generated from construction or demolition activities may be used in embankment or in fill. If used in fills or embankments, these materials shall be placed and compacted to the satisfaction of the Engineer; shall be buried under a minimum of 2 ft (600 mm) of earth cover (except when the materials include only uncontaminated dirt); and shall not create an unsightly appearance or detract from the natural topographic features of an area. Broken concrete without protruding metal bars, bricks, rock, or stone may be used as riprap as approved by the Engineer. If the materials are used for fill in locations within the right-of-way but outside project construction limits, the Contractor must specify to the Engineer, in writing, how the landscape restoration of the fill areas will be accomplished. Placement of fill in such areas shall not commence until the Contractor's landscape restoration plan is approved by the Engineer.

Aside from the materials listed above, all other construction and demolition debris or waste shall be disposed of in a licensed landfill, recycled, reused, or otherwise disposed of as allowed by State or Federal laws and regulations. When the Contractor chooses to dispose of uncontaminated soil at a clean construction and demolition debris (CCDD) facility or at an uncontaminated soil fill operation, it shall be the Contractor's responsibility to have the pH of the material tested to ensure the value is between 6.25 and 9.0, inclusive. A copy of the pH test results shall be provided to the Engineer.

A permit shall be obtained from IEPA and made available to the Engineer prior to open burning of organic materials (i.e., plant refuse resulting from pruning or removal of trees or shrubs) or other construction or demolition debris. Organic materials originating within the right-of-way limits may be chipped or shredded and placed as mulch around landscape plantings within the right-of-way when approved by the Engineer. Chipped or shredded material to be placed as mulch shall not exceed a depth of 6 in. (150 mm).”

80319

SUBCONTRACTOR MOBILIZATION PAYMENTS (BDE)

Effective: April 2, 2005

Revised: April 1, 2011

To account for the preparatory work and operations necessary for the movement of subcontractor personnel, equipment, supplies, and incidentals to the project site and for all other work or operations that must be performed or costs incurred when beginning work approved for subcontracting according to Article 108.01 of the Standard Specifications, the Contractor shall make a mobilization payment to each subcontractor.

This mobilization payment shall be made at least 14 days prior to the subcontractor starting work. The amount paid shall be equal to 3 percent of the amount of the subcontract reported on form BC 260A submitted for the approval of the subcontractor's work.

The mobilization payment to the subcontractor is an advance payment of the reported amount of the subcontract and is not a payment in addition to the amount of the subcontract; therefore, the amount of the advance payment will be deducted from future progress payments.

This provision shall be incorporated directly or by reference into each subcontract approved by the Department.

80143

SYNTHETIC FIBERS IN CONCRETE GUTTER, CURB, MEDIAN, AND PAVED DITCH (BDE)

Effective: November 1, 2012

Add the following to Article 606.02 of the Standard Specifications.

- “(g) Grout 1024.01
- “(h) Synthetic Fibers (Note 1)

Note 1. Synthetic fibers may be used in the concrete mixture for slipform applications. Synthetic fibers shall be Type III according to ASTM C 1116. The synthetic fiber shall have a minimum length of 1/2 in. (13 mm) and a maximum length of 0.75 in. (19 mm).

The synthetic fibers shall be added to the concrete and mixed per the manufacturer's recommendation. The maximum dosage rate in the concrete mixture shall be 1.5 lb/cu yd (0.9 kg/cu m).

The Department will maintain an “Approved List of Synthetic Fibers”.

Revise the second paragraph of Article 606.11 of the Standard Specifications to read:

“Forms shall be removed within 24 hours after the concrete has been placed, and minor defects shall be filled with grout consisting of one part cement and two parts sand mixed with water.”

80308

TEMPORARY EROSION AND SEDIMENT CONTROL (BDE)

Effective: January 1, 2012

Revise the first paragraph of Article 280.04(f) of the Standard Specifications to read:

“(f) Temporary Erosion Control Seeding. This system consists of seeding all erodible/bare areas to minimize the amount of exposed surface area. Seed bed preparation will not be required if the surface of the soil is uniformly smooth and in a loose condition. Light disking shall be done if the soil is hard packed or caked. Erosion rills greater than 1 in. (25 mm) in depth shall be filled and area blended with the surrounding soil. Fertilizer nutrients will not be required.”

Delete the last sentence of Article 280.08(e) of the Standard Specifications.

80286

TRAFFIC CONTROL DEFICIENCY DEDUCTION (BDE)

Effective: August 1, 2011

Revise the third sentence of the third paragraph of Article 105.03(b) of the Standard Specifications to read:

"The daily monetary deduction will be \$2,500."

80273

TRAINING SPECIAL PROVISIONS (BDE) This Training Special Provision supersedes Section 7b of the Special Provision entitled "Specific Equal Employment Opportunity Responsibilities," and is in implementation of 23 U.S.C. 140(a).

As part of the contractor's equal employment opportunity affirmative action program, training shall be provided as follows:

The contractor shall provide on-the-job training aimed at developing full journeyman in the type of trade or job classification involved. The number of trainees to be trained under this contract will be 3 . In the event the contractor subcontracts a portion of the contract work, he shall determine how many, if any, of the trainees are to be trained by the subcontractor, provided however, that the contractor shall retain the primary responsibility for meeting the training requirements imposed by this special provision. The contractor shall also insure that this Training Special Provision is made applicable to such subcontract. Where feasible, 25 percent of apprentices or trainees in each occupation shall be in their first year of apprenticeship or training.

The number of trainees shall be distributed among the work classifications on the basis of the contractor's needs and the availability of journeymen in the various classifications within the reasonable area of recruitment. Prior to commencing construction, the contractor shall submit to the Illinois Department of Transportation for approval the number of trainees to be trained in each selected classification and training program to be used. Furthermore, the contractor shall specify the starting time for training in each of the classifications. The contractor will be credited for each trainee employed by him on the contract work who is currently enrolled or becomes enrolled in an approved program and will be reimbursed for such trainees as provided hereinafter.

Training and upgrading of minorities and women toward journeyman status is a primary objective of this Training Special Provision. Accordingly, the contractor shall make every effort to enroll minority trainees and women (e.g. by conducting systematic and direct recruitment through public and private sources likely to yield minority and women trainees) to the extent such persons are available within a reasonable area of recruitment. The contractor will be responsible for demonstrating the steps that he has taken in pursuance thereof, prior to a determination as to whether the contractor is in compliance with this Training Special Provision. This training commitment is not intended, and shall not be used, to discriminate against any applicant for training, whether a member of a minority group or not.

No employee shall be employed as a trainee in any classification in which he has successfully completed a training course leading to journeyman status or in which he has been employed as a journeyman. The contractor should satisfy this requirement by including appropriate questions in the employee application or by other suitable means. Regardless of the method used the contractor's records should document the findings in each case.

The minimum length and type of training for each classification will be as established in the training program selected by the contractor and approved by the Illinois Department of Transportation and the Federal Highway Administration. The Illinois Department of Transportation and the Federal Highway Administration shall approve a program, if it is reasonably calculated to meet the equal employment opportunity obligations of the contractor and to qualify the average trainee for journeyman status in the classification concerned by the end of the training period. Furthermore, apprenticeship programs registered with the U.S. Department of Labor, Bureau of Apprenticeship and Training, or with a State apprenticeship agency recognized by the Bureau and training programs approved by not necessarily sponsored by the U.S. Department of Labor, Manpower Administration, Bureau of Apprenticeship and Training shall also be considered acceptable provided it is being administered in a manner consistent with the equal employment obligations of Federal-aid highway construction contracts. Approval or acceptance of a training program shall be obtained from the State prior to commencing work on the classification covered by the program. It is the intention of these provisions that training is to be provided in the construction crafts rather than clerk-typists or secretarial-type positions. Training is permissible in lower level management positions such as office engineers, estimators, timekeepers, etc., where the training is oriented toward construction applications. Training in the laborer classification may be permitted provided that significant and meaningful training is provided and approved by the Illinois Department of Transportation and the Federal Highway Administration. Some offsite training is permissible as long as the training is an integral part of an approved training program and does not comprise a significant part of the overall training.

Except as otherwise noted below, the contractor will be reimbursed 80 cents per hour of training given an employee on this contract in accordance with an approved training program. As approved by the Engineer, reimbursement will be made for training of persons in excess of the number specified herein. This reimbursement will be made even though the contractor receives additional training program funds from other sources, provided such other source does not specifically prohibit the contractor from receiving other reimbursement. Reimbursement for offsite training indicated above may only be made to the contractor where he does one or more of the following and the trainees are concurrently employed on a Federal-aid project; contributes to the cost of the training, provides the instruction to the trainee or pays the trainee's wages during the offsite training period.

No payment shall be made to the contractor if either the failure to provide the required training, or the failure to hire the trainee as a journeyman, is caused by the contractor and evidences a lack of good faith on the part of the contractor in meeting the requirement of this Training Special Provision. It is normally expected that a trainee will begin his training on the project as soon as feasible after start of work utilizing the skill involved and remain on the project as long as training opportunities exist in his work classification or until he has completed his training program.

It is not required that all trainees be on board for the entire length of the contract. A contractor will have fulfilled his responsibilities under this Training Special Provision if he has provided acceptable training to the number of trainees specified. The number trained shall be determined on the basis of the total number enrolled on the contract for a significant period.

Trainees will be paid at least 60 percent of the appropriate minimum journeyman's rate specified in the contract for the first half of the training period, 75 percent for the third quarter of the training period, and 90 percent for the last quarter of the training period, unless apprentices or trainees in an approved existing program are enrolled as trainees on this project. In that case, the appropriate rates approved by the Departments of Labor or Transportation in connection with the existing program shall apply to all trainees being trained for the same classification who are covered by this Training Special Provision.

The contractor shall furnish the trainee a copy of the program he will follow in providing the training. The contractor shall provide each trainee with a certification showing the type and length of training satisfactorily complete.

The contractor will provide for the maintenance of records and furnish periodic reports documenting his performance under this Training Special Provision.

METHOD OF MEASUREMENT The unit of measurement is in hours.

BASIS OF PAYMENT This work will be paid for at the contract unit price of 80 cents per hour for TRAINEES. The estimated total number of hours, unit price and total price have been included in the schedule of prices.

20338

TRAVERSABLE PIPE GRATE (BDE)

Effective: January 1, 2013

Revised: April 1, 2013

Description. This work shall consist of constructing a traversable pipe grate on a concrete end section.

Materials. Materials shall be according to the following Articles of Division 1000 – Materials of the Standard Specifications.

Item	Article/Section
(a) Traversable Pipe Grate Components (Note 1)	
(b) Chemical Adhesive Resin System	1027
(c) High Strength Steel Bolts, Nuts, and Washers (Note 2)	1006.08

Note 1. All steel pipe shall be according to ASTM A 53 (Type E or S), Grade B, or ASTM A 500 Grade B, standard weight (SCH. 40). Structural steel shapes and plates shall be according to AASHTO M270 Grade 50 (M 270M Grade 345) and the requirements of Article 1006.04 of the Standard Specifications. All steel components of the grating system shall be galvanized according to AASHTO M 111 or M 232 as applicable.

Anchor rods shall be according to ASTM F 1554, Grade 36 (Grade 250).

Note 2. Threaded rods conforming to the requirements of ASTM F 1554, Grade 105 (Grade 725) may be used for the thru bolts.

CONSTRUCTION REQUIREMENTS

Fabrication of the traversable pipe grate shall be according to the requirements of Section 505 of the Standard Specifications and as shown on the plans.

Anchor rods shall be set according to Article 509.06. Bolts and anchor rods shall be snug tightened by a few impacts of an impact wrench or the full force of a worker using an ordinary spud wrench. Thru bolts shall be snug tightened and shall be brought to a snug tight condition followed by an additional 2/3 turn on one of the nuts. Match marks shall be provided on the bolt and nut to verify relative rotation between the bolt and the nut.

Method of Measurement. This work will be measured for payment in place in feet (meters). The length measured shall be along the pipe grate elements from end to end for both longitudinal and intermediate support pipes.

Basis of Payment. This work will be paid for at the contract unit price per foot (meter) for TRAVERSABLE PIPE GRATE.

80318

WARM MIX ASPHALT (BDE)

Effective: January 1, 2012

Revised: November 1, 2013

Description. This work shall consist of designing, producing and constructing Warm Mix Asphalt (WMA) in lieu of Hot Mix Asphalt (HMA) at the Contractor's option. Work shall be according to Sections 406, 407, 408, 1030, and 1102 of the Standard Specifications, except as modified herein. In addition, any references to HMA in the Standard Specifications, or the special provisions shall be construed to include WMA.

WMA is an asphalt mixture which can be produced at temperatures lower than allowed for HMA utilizing approved WMA technologies. WMA technologies are defined as the use of additives or processes which allow a reduction in the temperatures at which HMA mixes are produced and placed. WMA is produced by the use of additives, a water foaming process, or combination of both. Additives include minerals, chemicals or organics incorporated into the asphalt binder stream in a dedicated delivery system. The process of foaming injects water into the asphalt binder stream, just prior to incorporation of the asphalt binder with the aggregate.

Approved WMA technologies may also be used in HMA provided all the requirements specified herein, with the exception of temperature, are met. However, asphalt mixtures produced at temperatures in excess of 275 °F (135 °C) will not be considered WMA when determining the grade reduction of the virgin asphalt binder grade.

Materials.

Add the following to Article 1030.02 of the Standard Specifications.

"(h) Warm Mix Asphalt (WMA) Technologies (Note 3)"

Add the following note to Article 1030.02 of the Standard Specifications.

"Note 3. Warm mix additives or foaming processes shall be selected from the current Bureau of Materials and Physical Research Approved List, "Warm-Mix Asphalt Technologies"."

Equipment.

Revise the first paragraph of Article 1102.01 of the Standard Specifications to read:

"1102.01 Hot-Mix Asphalt Plant. The hot-mix asphalt (HMA) plant shall be the batch-type, continuous-type, or dryer drum plant. The plants shall be evaluated for prequalification rating and approval to produce HMA according to the current Bureau of Materials and Physical Research Policy Memorandum, "Approval of Hot-Mix Asphalt Plants and Equipment". Once approved, the Contractor shall notify the Bureau of Materials and Physical Research to obtain approval of all plant modifications. The plants shall not be used to produce mixtures concurrently for more than one project or for private work unless permission is granted in writing

by the Engineer. The plant units shall be so designed, coordinated and operated that they will function properly and produce HMA having uniform temperatures and compositions within the tolerances specified. The plant units shall meet the following requirements.”

Add the following to Article 1102.01(a) of the Standard Specifications.

“(13) Equipment for Warm Mix Technologies.

- a. Foaming. Metering equipment for foamed asphalt shall have an accuracy of ± 2 percent of the actual water metered. The foaming control system shall be electronically interfaced with the asphalt binder meter.
- b. Additives. Additives shall be introduced into the plant according to the supplier’s recommendations and shall be approved by the Engineer. The system for introducing the WMA additive shall be interlocked with the aggregate feed or weigh system to maintain correct proportions for all rates of production and batch sizes.”

Mix Design Verification.

Add the following to Article 1030.04 of the Standard Specifications.

“(e) Warm Mix Technologies.

- (1) Foaming. WMA mix design verification will not be required when foaming technology is used alone (without WMA additives). However, the foaming technology shall only be used on HMA designs previously approved by the Department.
- (2) Additives. WMA mix designs utilizing additives shall be submitted to the Engineer for mix design verification.

Production.

Revise the second paragraph of Article 1030.06(a) of the Standard Specifications to read:

“At the start of mix production for HMA, WMA, and HMA using WMA technologies, QC/QA mixture start-up will be required for the following situations; at the beginning of production of a new mixture design, at the beginning of each production season, and at every plant utilized to produce mixtures, regardless of the mix.”

Quality Control/Quality Assurance Testing.

Revise the table in Article 1030.05(d)(2)a. of the Standard Specifications to read:

Parameter	Frequency of Tests		Test Method See Manual of Test Procedures for Materials
	High ESAL Mixture Low ESAL Mixture	All Other Mixtures	
Aggregate Gradation % passing sieves: 1/2 in. (12.5 mm), No. 4 (4.75 mm), No. 8 (2.36 mm), No. 30 (600 μm) No. 200 (75 μm) Note 1.	1 washed ignition oven test on the mix per half day of production Note 4.	1 washed ignition oven test on the mix per day of production Note 4.	Illinois Procedure
Asphalt Binder Content by Ignition Oven Note 2.	1 per half day of production	1 per day	Illinois-Modified AASHTO T 308
VMA Note 3.	Day's production ≥ 1200 tons: 1 per half day of production Day's production < 1200 tons: 1 per half day of production for first 2 days and 1 per day thereafter (first sample of the day)	N/A	Illinois-Modified AASHTO R 35
Air Voids Bulk Specific Gravity of Gyration Sample Note 5.	Day's production ≥ 1200 tons: 1 per half day of production Day's production < 1200 tons: 1 per half day of production for first 2 days and 1 per day thereafter (first sample of the day)	1 per day	Illinois-Modified AASHTO T 312
Maximum Specific Gravity of Mixture	Day's production ≥ 1200 tons: 1 per half day of production Day's production < 1200 tons: 1 per half day of production for first 2 days and 1 per	1 per day	Illinois-Modified AASHTO T 209

Parameter	Frequency of Tests	Frequency of Tests	Test Method See Manual of Test Procedures for Materials
	High ESAL Mixture Low ESAL Mixture	All Other Mixtures	
	day thereafter (first sample of the day)		

Note 1. The No. 8 (2.36 mm) and No. 30 (600 µm) sieves are not required for All Other Mixtures.

Note 2. The Engineer may waive the ignition oven requirement for asphalt binder content if the aggregates to be used are known to have ignition asphalt binder content calibration factors which exceed 1.5 percent. If the ignition oven requirement is waived, other Department approved methods shall be used to determine the asphalt binder content.

Note 3. The G_{sb} used in the voids in the mineral aggregate (VMA) calculation shall be the same average G_{sb} value listed in the mix design.

Note 4. The Engineer reserves the right to require additional hot bin gradations for batch

Note 5. The WMA compaction temperature for mixture volumetric testing shall be 270 ± 5 °F (132 ± 3 °C) for quality control testing. The WMA compaction temperature for quality assurance testing will be 270 ± 5 °F (132 ± 3 °C) if the mixture is not allowed to cool to room temperature. If the mixture is allowed to cool to room temperature it shall be reheated to standard HMA compaction temperatures.”

Construction Requirements.

Revise the second paragraph of Article 406.06(b)(1) of the Standard Specifications to read:

“The HMA shall be delivered at a temperature of 250 to 350 °F (120 to 175 °C). WMA shall be delivered at a minimum temperature of 215 °F (102 °C).”

Basis of Payment.

This work will be paid at the contract unit price bid for the HMA pay items involved. Anti-strip will not be paid for separately, but shall be considered as included in the cost of the work.

80288

WEEKLY DBE TRUCKING REPORTS (BDE)

Effective: June 2, 2012

The Contractor shall provide a weekly report of Disadvantaged Business Enterprise (DBE) trucks hired by the Contractor or subcontractors (i.e. not owned by the Contractor or subcontractors) that are used on the jobsite; or used for the delivery and/or removal of equipment/material to and from the jobsite. The jobsite shall also include offsite locations, such as plant sites or storage sites, when those locations are used solely for this contract.

The report shall be submitted on the form provided by the Department within ten business days following the reporting period. The reporting period shall be Monday through Sunday for each week reportable trucking activities occur. The report shall be submitted to the Engineer and a copy shall be provided to the district EEO Officer.

Any costs associated with providing weekly DBE trucking reports shall be considered as included in the contract unit prices bid for the various items of work involved and no additional compensation will be allowed.

80302

WORKING DAYS (BDE)

Effective: January 1, 2002

The Contractor shall complete the work within 180 working days.

80071

TEMPORARY SHEET PILING

Effective: September 2, 1994

Revised: January 31, 2012

Description. This work shall consist of furnishing, driving, adjusting for stage construction when required and subsequent removal of the sheet piling according to the dimensions and details shown on the plans and according to the applicable portions of Section 512 of the Standard Specifications.

This work shall also include furnishing, installing and subsequent removal of all miscellaneous steel shapes, plates and connecting hardware when required to attach the sheeting to an existing substructure unit and/or to facilitate stage construction.

General. The Contractor may propose other means of supporting the sides of the excavation provided they are done so at no extra cost to the department. If the Contractor elects to vary from the design requirements shown on the plans, the revised design calculations and details shall be submitted to the Engineer for approval. The calculations shall be prepared and sealed by an Illinois Licensed Structural Engineer. This approval will not relieve the Contractor of responsibility for the safety of the excavation. Approval shall be contingent upon acceptance by all involved utilities and/or railroads.

Material. The sheet piling shall be made of steel and may be new or used material, at the option of the Contractor. The sheet piling shall have a minimum section modulus as shown on the plans or in the approved Contractor's alternate design. The sheeting shall have a minimum yield strength of 38.5 ksi (265 MPa) unless otherwise specified. The sheeting, used by the Contractor, shall be identifiable and in good condition free of bends and other structural defects. The Contractor shall furnish a copy of the published sheet pile section properties to the Engineer for verification purposes. The Engineer's approval will be required prior to driving any sheeting. All driven sheeting not approved by the Engineer shall be removed at the Contractor's expense.

Construction. The Contractor shall verify locations of all underground utilities before driving any sheet piling. Any disturbance or damage to existing structures, utilities or other property, caused by the Contractor's operation, shall be repaired by the Contractor in a manner satisfactory to the Engineer at no additional cost to the Department. The Contractor shall be responsible for determining the appropriate equipment necessary to drive the sheeting to the tip elevation(s) specified on the plans or according to the Contractor's approved design. The sheet piling shall be driven, as a minimum, to the tip elevation(s) specified, prior to commencing any related excavation. If unable to reach the minimum tip elevation, the adequacy of the sheet piling design will require re-evaluation by the Department prior to allowing excavation adjacent to the sheet piling in question. The Contractor shall not excavate below the maximum excavation line shown on the plans without the prior permission of the Engineer. The sheet piling shall remain in place until the Engineer determines it is no longer required.

The sheet piling shall be removed and disposed of by the Contractor when directed by the Engineer. When allowed, the Contractor may elect to cut off a portion of the sheet piling leaving the remainder in place. The remaining sheet piling shall be a minimum of 12 in. (300 mm) below

the finished grade or as directed by the Engineer. Removed sheet piling shall become the property of the Contractor.

When an obstruction is encountered, the Contractor shall notify the Engineer and upon concurrence of the Engineer, the Contractor shall begin working to break up, push aside, or remove the obstruction. An obstruction shall be defined as any object (such as but not limited to, boulders, logs, old foundations etc.) where its presence was not obvious or specifically noted on the plans prior to bidding, that cannot be driven through or around with normal driving procedures, but requires additional excavation or other procedures to remove or miss the obstruction.

Method of Measurement. The temporary sheet piling will be measured for payment in place in square feet (square meter). Any temporary sheet piling cut off, left in place, or driven to dimensions other than those shown on the contract plans without the written permission of the Engineer, shall not be measured for payment but shall be done at the contractor's expense.

If the Contractor is unable to drive the sheeting to the specified tip elevation(s) and can demonstrate that any further effort to drive it would only result in damaging the sheeting, then the Contractor shall be paid based on the plan quantity of temporary sheeting involved. However, no additional payment will be made for any walers, bracing, or other supplement to the temporary sheet piling, which may be required as a result of the re-evaluation in order to insure the original design intent was met. Portions of the temporary sheet piling left in place for reuse in later stages of construction shall only be measured for payment once.

Basis of Payment. This work will be paid for at the contract unit price per square foot (square meter) for TEMPORARY SHEET PILING.

Payment for any excavation performed in conjunction with this work will not be included in this item but shall be paid for as specified elsewhere in this contract.

Obstruction mitigation shall be paid for according to Article 109.04 of the Standard Specifications.

REQUIRED CONTRACT PROVISIONS FEDERAL-AID CONSTRUCTION CONTRACTS

- I. General
- II. Nondiscrimination
- III. Nonsegregated Facilities
- IV. Davis-Bacon and Related Act Provisions
- V. Contract Work Hours and Safety Standards Act Provisions
- VI. Subletting or Assigning the Contract
- VII. Safety: Accident Prevention
- VIII. False Statements Concerning Highway Projects
- IX. Implementation of Clean Air Act and Federal Water Pollution Control Act
- X. Compliance with Governmentwide Suspension and Debarment Requirements
- XI. Certification Regarding Use of Contract Funds for Lobbying

ATTACHMENTS

A. Employment and Materials Preference for Appalachian Development Highway System or Appalachian Local Access Road Contracts (included in Appalachian contracts only)

I. GENERAL

1. Form FHWA-1273 must be physically incorporated in each construction contract funded under Title 23 (excluding emergency contracts solely intended for debris removal). The contractor (or subcontractor) must insert this form in each subcontract and further require its inclusion in all lower tier subcontracts (excluding purchase orders, rental agreements and other agreements for supplies or services).

The applicable requirements of Form FHWA-1273 are incorporated by reference for work done under any purchase order, rental agreement or agreement for other services. The prime contractor shall be responsible for compliance by any subcontractor, lower-tier subcontractor or service provider.

Form FHWA-1273 must be included in all Federal-aid design-build contracts, in all subcontracts and in lower tier subcontracts (excluding subcontracts for design services, purchase orders, rental agreements and other agreements for supplies or services). The design-builder shall be responsible for compliance by any subcontractor, lower-tier subcontractor or service provider.

Contracting agencies may reference Form FHWA-1273 in bid proposal or request for proposal documents, however, the Form FHWA-1273 must be physically incorporated (not referenced) in all contracts, subcontracts and lower-tier subcontracts (excluding purchase orders, rental agreements and other agreements for supplies or services related to a construction contract).

2. Subject to the applicability criteria noted in the following sections, these contract provisions shall apply to all work performed on the contract by the contractor's own organization and with the assistance of workers under the contractor's immediate superintendence and to all work performed on the contract by piecework, station work, or by subcontract.

3. A breach of any of the stipulations contained in these Required Contract Provisions may be sufficient grounds for withholding of progress payments, withholding of final payment, termination of the contract, suspension / debarment or any other action determined to be appropriate by the contracting agency and FHWA.

4. Selection of Labor: During the performance of this contract, the contractor shall not use convict labor for any purpose within the limits of a construction project on a Federal-aid highway unless it is labor performed by convicts who are on parole, supervised release, or probation. The term Federal-aid highway does not include roadways functionally classified as local roads or rural minor collectors.

II. NONDISCRIMINATION

The provisions of this section related to 23 CFR Part 230 are applicable to all Federal-aid construction contracts and to all related construction subcontracts of \$10,000 or more. The provisions of 23 CFR Part 230 are not applicable to material supply, engineering, or architectural service contracts.

In addition, the contractor and all subcontractors must comply with the following policies: Executive Order 11246, 41 CFR 60, 29 CFR 1625-1627, Title 23 USC Section 140, the Rehabilitation Act of 1973, as amended (29 USC 794), Title VI of the Civil Rights Act of 1964, as amended, and related regulations including 49 CFR Parts 21, 26 and 27; and 23 CFR Parts 200, 230, and 633.

The contractor and all subcontractors must comply with: the requirements of the Equal Opportunity Clause in 41 CFR 60-1.4(b) and, for all construction contracts exceeding \$10,000, the Standard Federal Equal Employment Opportunity Construction Contract Specifications in 41 CFR 60-4.3.

Note: The U.S. Department of Labor has exclusive authority to determine compliance with Executive Order 11246 and the policies of the Secretary of Labor including 41 CFR 60, and 29 CFR 1625-1627. The contracting agency and the FHWA have the authority and the responsibility to ensure compliance with Title 23 USC Section 140, the Rehabilitation Act of 1973, as amended (29 USC 794), and Title VI of the Civil Rights Act of 1964, as amended, and related regulations including 49 CFR Parts 21, 26 and 27; and 23 CFR Parts 200, 230, and 633.

The following provision is adopted from 23 CFR 230, Appendix A, with appropriate revisions to conform to the U.S. Department of Labor (US DOL) and FHWA requirements.

1. Equal Employment Opportunity: Equal employment opportunity (EEO) requirements not to discriminate and to take affirmative action to assure equal opportunity as set forth under laws, executive orders, rules, regulations (28 CFR 35, 29 CFR 1630, 29 CFR 1625-1627, 41 CFR 60 and 49 CFR 27) and orders of the Secretary of Labor as modified by the provisions prescribed herein, and imposed pursuant to 23 U.S.C. 140 shall constitute the EEO and specific affirmative action standards for the contractor's project activities under this contract. The provisions of the Americans with Disabilities Act of 1990 (42 U.S.C. 12101 et seq.) set forth under 28 CFR 35 and 29 CFR 1630 are incorporated by reference in this contract. In the execution of this contract, the contractor agrees to comply with the following minimum specific requirement activities of EEO:

a. The contractor will work with the contracting agency and the Federal Government to ensure that it has made every good faith effort to provide equal opportunity with respect to all of its terms and conditions of employment and in their review of activities under the contract.

b. The contractor will accept as its operating policy the following statement:

"It is the policy of this Company to assure that applicants are employed, and that employees are treated during employment, without regard to their race, religion, sex, color, national origin, age or disability. Such action shall include: employment, upgrading, demotion, or transfer; recruitment or recruitment advertising; layoff or termination; rates of pay or other forms of compensation; and selection for training, including apprenticeship, pre-apprenticeship, and/or on-the-job training."

2. EEO Officer: The contractor will designate and make known to the contracting officers an EEO Officer who will have the responsibility for and must be capable of effectively administering and promoting an active EEO program and who must be assigned adequate authority and responsibility to do so.

3. Dissemination of Policy: All members of the contractor's staff who are authorized to hire, supervise, promote, and discharge employees, or who recommend such action, or who are substantially involved in such action, will be made fully cognizant of, and will implement, the contractor's EEO policy and contractual responsibilities to provide EEO in each grade and classification of employment. To ensure that the above agreement will be met, the following actions will be taken as a minimum:

a. Periodic meetings of supervisory and personnel office employees will be conducted before the start of work and then not less often than once every six months, at which time the contractor's EEO policy and its implementation will be reviewed and explained. The meetings will be conducted by the EEO Officer.

b. All new supervisory or personnel office employees will be given a thorough indoctrination by the EEO Officer, covering all major aspects of the contractor's EEO obligations within thirty days following their reporting for duty with the contractor.

c. All personnel who are engaged in direct recruitment for the project will be instructed by the EEO Officer in the contractor's procedures for locating and hiring minorities and women.

d. Notices and posters setting forth the contractor's EEO policy will be placed in areas readily accessible to employees, applicants for employment and potential employees.

e. The contractor's EEO policy and the procedures to implement such policy will be brought to the attention of employees by means of meetings, employee handbooks, or other appropriate means.

4. Recruitment: When advertising for employees, the contractor will include in all advertisements for employees the notation: "An Equal Opportunity Employer." All such advertisements will be placed in publications having a large circulation among minorities and women in the area from which the project work force would normally be derived.

a. The contractor will, unless precluded by a valid bargaining agreement, conduct systematic and direct recruitment through public and private employee referral sources likely to yield qualified minorities and women. To meet this requirement, the contractor will identify sources of potential minority group employees, and establish with such identified sources procedures whereby minority and women applicants may be referred to the contractor for employment consideration.

b. In the event the contractor has a valid bargaining agreement providing for exclusive hiring hall referrals, the contractor is expected to observe the provisions of that agreement to the extent that the system meets the contractor's compliance with EEO contract provisions. Where implementation of such an agreement has the effect of discriminating against minorities or women, or obligates the contractor to do the same, such implementation violates Federal nondiscrimination provisions.

c. The contractor will encourage its present employees to refer minorities and women as applicants for employment. Information and procedures with regard to referring such applicants will be discussed with employees.

5. Personnel Actions: Wages, working conditions, and employee benefits shall be established and administered, and personnel actions of every type, including hiring, upgrading, promotion, transfer, demotion, layoff, and termination, shall be taken without regard to race, color, religion, sex, national origin, age or disability. The following procedures shall be followed:

a. The contractor will conduct periodic inspections of project sites to insure that working conditions and employee facilities do not indicate discriminatory treatment of project site personnel.

b. The contractor will periodically evaluate the spread of wages paid within each classification to determine any evidence of discriminatory wage practices.

c. The contractor will periodically review selected personnel actions in depth to determine whether there is evidence of discrimination. Where evidence is found, the contractor will promptly take corrective action. If

the review indicates that the discrimination may extend beyond the actions reviewed, such corrective action shall include all affected persons.

d. The contractor will promptly investigate all complaints of alleged discrimination made to the contractor in connection with its obligations under this contract, will attempt to resolve such complaints, and will take appropriate corrective action within a reasonable time. If the investigation indicates that the discrimination may affect persons other than the complainant, such corrective action shall include such other persons. Upon completion of each investigation, the contractor will inform every complainant of all of their avenues of appeal.

6. Training and Promotion:

a. The contractor will assist in locating, qualifying, and increasing the skills of minorities and women who are applicants for employment or current employees. Such efforts should be aimed at developing full journey level status employees in the type of trade or job classification involved.

b. Consistent with the contractor's work force requirements and as permissible under Federal and State regulations, the contractor shall make full use of training programs, i.e., apprenticeship, and on-the-job training programs for the geographical area of contract performance. In the event a special provision for training is provided under this contract, this subparagraph will be superseded as indicated in the special provision. The contracting agency may reserve training positions for persons who receive welfare assistance in accordance with 23 U.S.C. 140(a).

c. The contractor will advise employees and applicants for employment of available training programs and entrance requirements for each.

d. The contractor will periodically review the training and promotion potential of employees who are minorities and women and will encourage eligible employees to apply for such training and promotion.

7. Unions: If the contractor relies in whole or in part upon unions as a source of employees, the contractor will use good faith efforts to obtain the cooperation of such unions to increase opportunities for minorities and women. Actions by the contractor, either directly or through a contractor's association acting as agent, will include the procedures set forth below:

a. The contractor will use good faith efforts to develop, in cooperation with the unions, joint training programs aimed toward qualifying more minorities and women for membership in the unions and increasing the skills of minorities and women so that they may qualify for higher paying employment.

b. The contractor will use good faith efforts to incorporate an EEO clause into each union agreement to the end that such union will be contractually bound to refer applicants without regard to their race, color, religion, sex, national origin, age or disability.

c. The contractor is to obtain information as to the referral practices and policies of the labor union except that to the extent such information is within the exclusive possession of the labor union and such labor union refuses to furnish such information to the contractor, the contractor shall so certify to the contracting agency and shall set forth what efforts have been made to obtain such information.

d. In the event the union is unable to provide the contractor with a reasonable flow of referrals within the time limit set forth in the collective bargaining agreement, the contractor will, through independent recruitment efforts, fill the employment vacancies without regard to race, color, religion, sex, national origin, age or disability; making full efforts to obtain qualified and/or qualifiable minorities and women. The failure of a union to provide sufficient referrals (even though it is obligated to provide exclusive referrals under the terms of a collective bargaining agreement) does not relieve the contractor from the requirements of this paragraph. In the event the union referral practice prevents the contractor from meeting the obligations pursuant to Executive Order 11246, as amended, and these special provisions, such contractor shall immediately notify the contracting agency.

8. Reasonable Accommodation for Applicants / Employees with Disabilities: The contractor must be familiar with the requirements for and comply with the Americans with Disabilities Act and all rules and regulations established there under. Employers must provide reasonable accommodation in all employment activities unless to do so would cause an undue hardship.

9. Selection of Subcontractors, Procurement of Materials and Leasing of Equipment: The contractor shall not discriminate on the grounds of race, color, religion, sex, national origin, age or disability in the selection and retention of subcontractors, including procurement of materials and leases of equipment. The contractor shall take all necessary and reasonable steps to ensure nondiscrimination in the administration of this contract.

a. The contractor shall notify all potential subcontractors and suppliers and lessors of their EEO obligations under this contract.

b. The contractor will use good faith efforts to ensure subcontractor compliance with their EEO obligations.

10. Assurance Required by 49 CFR 26.13(b):

a. The requirements of 49 CFR Part 26 and the State DOT's U.S. DOT-approved DBE program are incorporated by reference.

b. The contractor or subcontractor shall not discriminate on the basis of race, color, national origin, or sex in the performance of this contract. The contractor shall carry out applicable requirements of 49 CFR Part 26 in the award and administration of DOT-assisted contracts. Failure by the contractor to carry out these requirements is a material breach of this contract, which may result in the termination of this contract or such other remedy as the contracting agency deems appropriate.

11. Records and Reports: The contractor shall keep such records as necessary to document compliance with the EEO requirements. Such records shall be retained for a period of three years following the date of the final payment to the contractor for all contract work and shall be available at reasonable times and places for inspection by authorized representatives of the contracting agency and the FHWA.

a. The records kept by the contractor shall document the following:

(1) The number and work hours of minority and non-minority group members and women employed in each work classification on the project;

(2) The progress and efforts being made in cooperation with unions, when applicable, to increase employment opportunities for minorities and women; and

(3) The progress and efforts being made in locating, hiring, training, qualifying, and upgrading minorities and women;

b. The contractors and subcontractors will submit an annual report to the contracting agency each July for the duration of the project, indicating the number of minority, women, and non-minority group employees currently engaged in each work classification required by the contract work. This information is to be reported on [Form FHWA-1391](#). The staffing data should represent the project work force on board in all or any part of the last payroll period preceding the end of July. If on-the-job training is being required by special provision, the contractor will be required to collect and report training data. The employment data should reflect the work force on board during all or any part of the last payroll period preceding the end of July.

III. NONSEGREGATED FACILITIES

This provision is applicable to all Federal-aid construction contracts and to all related construction subcontracts of \$10,000 or more.

The contractor must ensure that facilities provided for employees are provided in such a manner that segregation on the basis of race, color,

religion, sex, or national origin cannot result. The contractor may neither require such segregated use by written or oral policies nor tolerate such use by employee custom. The contractor's obligation extends further to ensure that its employees are not assigned to perform their services at any location, under the contractor's control, where the facilities are segregated. The term "facilities" includes waiting rooms, work areas, restaurants and other eating areas, time clocks, restrooms, washrooms, locker rooms, and other storage or dressing areas, parking lots, drinking fountains, recreation or entertainment areas, transportation, and housing provided for employees. The contractor shall provide separate or single-user restrooms and necessary dressing or sleeping areas to assure privacy between sexes.

IV. Davis-Bacon and Related Act Provisions

This section is applicable to all Federal-aid construction projects exceeding \$2,000 and to all related subcontracts and lower-tier subcontracts (regardless of subcontract size). The requirements apply to all projects located within the right-of-way of a roadway that is functionally classified as Federal-aid highway. This excludes roadways functionally classified as local roads or rural minor collectors, which are exempt. Contracting agencies may elect to apply these requirements to other projects.

The following provisions are from the U.S. Department of Labor regulations in 29 CFR 5.5 "Contract provisions and related matters" with minor revisions to conform to the FHWA-1273 format and FHWA program requirements.

1. Minimum wages

a. All laborers and mechanics employed or working upon the site of the work, will be paid unconditionally and not less often than once a week, and without subsequent deduction or rebate on any account (except such payroll deductions as are permitted by regulations issued by the Secretary of Labor under the Copeland Act (29 CFR part 3)), the full amount of wages and bona fide fringe benefits (or cash equivalents thereof) due at time of payment computed at rates not less than those contained in the wage determination of the Secretary of Labor which is attached hereto and made a part hereof, regardless of any contractual relationship which may be alleged to exist between the contractor and such laborers and mechanics.

Contributions made or costs reasonably anticipated for bona fide fringe benefits under section 1(b)(2) of the Davis-Bacon Act on behalf of laborers or mechanics are considered wages paid to such laborers or mechanics, subject to the provisions of paragraph 1.d. of this section; also, regular contributions made or costs incurred for more than a weekly period (but not less often than quarterly) under plans, funds, or programs which cover the particular weekly period, are deemed to be constructively made or incurred during such weekly period. Such laborers and mechanics shall be paid the appropriate wage rate and fringe benefits on the wage determination for the classification of work actually performed, without regard to skill, except as provided in 29 CFR 5.5(a)(4). Laborers or mechanics performing work in more than one classification may be compensated at the rate specified for each classification for the time actually worked therein: Provided, That the employer's payroll records accurately set forth the time spent in each classification in which work is performed. The wage determination (including any additional classification and wage rates conformed under paragraph 1.b. of this section) and the Davis-Bacon poster (WH-1321) shall be posted at all times by the contractor and its subcontractors at the site of the work in a prominent and accessible place where it can be easily seen by the workers.

b.(1) The contracting officer shall require that any class of laborers or mechanics, including helpers, which is not listed in the wage determination and which is to be employed under the contract shall be classified in conformance with the wage determination. The contracting officer shall approve an additional classification and wage rate and fringe benefits therefore only when the following criteria have been met:

(i) The work to be performed by the classification requested is not performed by a classification in the wage determination; and

(ii) The classification is utilized in the area by the construction industry; and

(iii) The proposed wage rate, including any bona fide fringe benefits, bears a reasonable relationship to the wage rates contained in the wage determination.

(2) If the contractor and the laborers and mechanics to be employed in the classification (if known), or their representatives, and the contracting officer agree on the classification and wage rate (including the amount designated for fringe benefits where appropriate), a report of the action taken shall be sent by the contracting officer to the Administrator of the Wage and Hour Division, Employment Standards Administration, U.S. Department of Labor, Washington, DC 20210. The Administrator, or an authorized representative, will approve, modify, or disapprove every additional classification action within 30 days of receipt and so advise the contracting officer or will notify the contracting officer within the 30-day period that additional time is necessary.

(3) In the event the contractor, the laborers or mechanics to be employed in the classification or their representatives, and the contracting officer do not agree on the proposed classification and wage rate (including the amount designated for fringe benefits, where appropriate), the contracting officer shall refer the questions, including the views of all interested parties and the recommendation of the contracting officer, to the Wage and Hour Administrator for determination. The Wage and Hour Administrator, or an authorized representative, will issue a determination within 30 days of receipt and so advise the contracting officer or will notify the contracting officer within the 30-day period that additional time is necessary.

(4) The wage rate (including fringe benefits where appropriate) determined pursuant to paragraphs 1.b.(2) or 1.b.(3) of this section, shall be paid to all workers performing work in the classification under this contract from the first day on which work is performed in the classification.

c. Whenever the minimum wage rate prescribed in the contract for a class of laborers or mechanics includes a fringe benefit which is not expressed as an hourly rate, the contractor shall either pay the benefit as stated in the wage determination or shall pay another bona fide fringe benefit or an hourly cash equivalent thereof.

d. If the contractor does not make payments to a trustee or other third person, the contractor may consider as part of the wages of any laborer or mechanic the amount of any costs reasonably anticipated in providing bona fide fringe benefits under a plan or program, Provided, That the Secretary of Labor has found, upon the written request of the contractor, that the applicable standards of the Davis-Bacon Act have been met. The Secretary of Labor may require the contractor to set aside in a separate account assets for the meeting of obligations under the plan or program.

2. Withholding

The contracting agency shall upon its own action or upon written request of an authorized representative of the Department of Labor, withhold or cause to be withheld from the contractor under this contract, or any other Federal contract with the same prime contractor, or any other federally-assisted contract subject to Davis-Bacon prevailing wage requirements, which is held by the same prime contractor, so much of the accrued payments or advances as may be considered necessary to pay laborers and mechanics, including apprentices, trainees, and helpers, employed by the contractor or any subcontractor the full amount of wages required by the contract. In the event of failure to pay any laborer or mechanic, including any apprentice, trainee, or helper, employed or working on the site of the work, all or part of the wages required by the contract, the contracting agency may, after written notice to the contractor, take such

action as may be necessary to cause the suspension of any further payment, advance, or guarantee of funds until such violations have ceased.

3. Payrolls and basic records

a. Payrolls and basic records relating thereto shall be maintained by the contractor during the course of the work and preserved for a period of three years thereafter for all laborers and mechanics working at the site of the work. Such records shall contain the name, address, and social security number of each such worker, his or her correct classification, hourly rates of wages paid (including rates of contributions or costs anticipated for bona fide fringe benefits or cash equivalents thereof of the types described in section 1(b)(2)(B) of the Davis-Bacon Act), daily and weekly number of hours worked, deductions made and actual wages paid. Whenever the Secretary of Labor has found under 29 CFR 5.5(a)(1)(iv) that the wages of any laborer or mechanic include the amount of any costs reasonably anticipated in providing benefits under a plan or program described in section 1(b)(2)(B) of the Davis-Bacon Act, the contractor shall maintain records which show that the commitment to provide such benefits is enforceable, that the plan or program is financially responsible, and that the plan or program has been communicated in writing to the laborers or mechanics affected, and records which show the costs anticipated or the actual cost incurred in providing such benefits. Contractors employing apprentices or trainees under approved programs shall maintain written evidence of the registration of apprenticeship programs and certification of trainee programs, the registration of the apprentices and trainees, and the ratios and wage rates prescribed in the applicable programs.

b. (1) The contractor shall submit weekly for each week in which any contract work is performed a copy of all payrolls to the contracting agency. The payrolls submitted shall set out accurately and completely all of the information required to be maintained under 29 CFR 5.5(a)(3)(i), except that full social security numbers and home addresses shall not be included on weekly transmittals. Instead the payrolls shall only need to include an individually identifying number for each employee (e.g., the last four digits of the employee's social security number). The required weekly payroll information may be submitted in any form desired. Optional Form WH-347 is available for this purpose from the Wage and Hour Division Web site at <http://www.dol.gov/esa/whd/forms/wh347instr.htm> or its successor site. The prime contractor is responsible for the submission of copies of payrolls by all subcontractors. Contractors and subcontractors shall maintain the full social security number and current address of each covered worker, and shall provide them upon request to the contracting agency for transmission to the State DOT, the FHWA or the Wage and Hour Division of the Department of Labor for purposes of an investigation or audit of compliance with prevailing wage requirements. It is not a violation of this section for a prime contractor to require a subcontractor to provide addresses and social security numbers to the prime contractor for its own records, without weekly submission to the contracting agency..

(2) Each payroll submitted shall be accompanied by a "Statement of Compliance," signed by the contractor or subcontractor or his or her agent who pays or supervises the payment of the persons employed under the contract and shall certify the following:

(i) That the payroll for the payroll period contains the information required to be provided under §5.5 (a)(3)(ii) of Regulations, 29 CFR part 5, the appropriate information is being maintained under §5.5 (a)(3)(i) of Regulations, 29 CFR part 5, and that such information is correct and complete;

(ii) That each laborer or mechanic (including each helper, apprentice, and trainee) employed on the contract during the payroll period has been paid the full weekly wages earned, without rebate, either directly or indirectly, and that no deductions have been made either directly or indirectly from the full wages earned, other than permissible deductions as set forth in Regulations, 29 CFR part 3;

(iii) That each laborer or mechanic has been paid not less than the applicable wage rates and fringe benefits or cash equivalents for the classification of work performed, as specified in the applicable wage determination incorporated into the contract.

(3) The weekly submission of a properly executed certification set forth on the reverse side of Optional Form WH-347 shall satisfy the requirement for submission of the "Statement of Compliance" required by paragraph 3.b.(2) of this section.

(4) The falsification of any of the above certifications may subject the contractor or subcontractor to civil or criminal prosecution under section 1001 of title 18 and section 231 of title 31 of the United States Code.

c. The contractor or subcontractor shall make the records required under paragraph 3.a. of this section available for inspection, copying, or transcription by authorized representatives of the contracting agency, the State DOT, the FHWA, or the Department of Labor, and shall permit such representatives to interview employees during working hours on the job. If the contractor or subcontractor fails to submit the required records or to make them available, the FHWA may, after written notice to the contractor, the contracting agency or the State DOT, take such action as may be necessary to cause the suspension of any further payment, advance, or guarantee of funds. Furthermore, failure to submit the required records upon request or to make such records available may be grounds for debarment action pursuant to 29 CFR 5.12.

4. Apprentices and trainees

a. Apprentices (programs of the USDOL).

Apprentices will be permitted to work at less than the predetermined rate for the work they performed when they are employed pursuant to and individually registered in a bona fide apprenticeship program registered with the U.S. Department of Labor, Employment and Training Administration, Office of Apprenticeship Training, Employer and Labor Services, or with a State Apprenticeship Agency recognized by the Office, or if a person is employed in his or her first 90 days of probationary employment as an apprentice in such an apprenticeship program, who is not individually registered in the program, but who has been certified by the Office of Apprenticeship Training, Employer and Labor Services or a State Apprenticeship Agency (where appropriate) to be eligible for probationary employment as an apprentice.

The allowable ratio of apprentices to journeymen on the job site in any craft classification shall not be greater than the ratio permitted to the contractor as to the entire work force under the registered program. Any worker listed on a payroll at an apprentice wage rate, who is not registered or otherwise employed as stated above, shall be paid not less than the applicable wage rate on the wage determination for the classification of work actually performed. In addition, any apprentice performing work on the job site in excess of the ratio permitted under the registered program shall be paid not less than the applicable wage rate on the wage determination for the work actually performed. Where a contractor is performing construction on a project in a locality other than that in which its program is registered, the ratios and wage rates (expressed in percentages of the journeyman's hourly rate) specified in the contractor's or subcontractor's registered program shall be observed.

Every apprentice must be paid at not less than the rate specified in the registered program for the apprentice's level of progress, expressed as a percentage of the journeymen hourly rate specified in the applicable wage determination. Apprentices shall be paid fringe benefits in accordance with the provisions of the apprenticeship program. If the apprenticeship program does not specify fringe benefits, apprentices must be paid the full amount of fringe benefits listed on the wage determination for the applicable classification. If the Administrator determines that a different practice prevails for the applicable apprentice classification, fringes shall be paid in accordance with that determination.

In the event the Office of Apprenticeship Training, Employer and Labor Services, or a State Apprenticeship Agency recognized by the Office, withdraws approval of an apprenticeship program, the contractor will no longer be permitted to utilize apprentices at less than the applicable predetermined rate for the work performed until an acceptable program is approved.

b. Trainees (programs of the USDOL).

Except as provided in 29 CFR 5.16, trainees will not be permitted to work at less than the predetermined rate for the work performed unless they are employed pursuant to and individually registered in a program which has received prior approval, evidenced by formal certification by the U.S. Department of Labor, Employment and Training Administration.

The ratio of trainees to journeymen on the job site shall not be greater than permitted under the plan approved by the Employment and Training Administration.

Every trainee must be paid at not less than the rate specified in the approved program for the trainee's level of progress, expressed as a percentage of the journeyman hourly rate specified in the applicable wage determination. Trainees shall be paid fringe benefits in accordance with the provisions of the trainee program. If the trainee program does not mention fringe benefits, trainees shall be paid the full amount of fringe benefits listed on the wage determination unless the Administrator of the Wage and Hour Division determines that there is an apprenticeship program associated with the corresponding journeyman wage rate on the wage determination which provides for less than full fringe benefits for apprentices. Any employee listed on the payroll at a trainee rate who is not registered and participating in a training plan approved by the Employment and Training Administration shall be paid not less than the applicable wage rate on the wage determination for the classification of work actually performed. In addition, any trainee performing work on the job site in excess of the ratio permitted under the registered program shall be paid not less than the applicable wage rate on the wage determination for the work actually performed.

In the event the Employment and Training Administration withdraws approval of a training program, the contractor will no longer be permitted to utilize trainees at less than the applicable predetermined rate for the work performed until an acceptable program is approved.

c. Equal employment opportunity. The utilization of apprentices, trainees and journeymen under this part shall be in conformity with the equal employment opportunity requirements of Executive Order 11246, as amended, and 29 CFR part 30.

d. Apprentices and Trainees (programs of the U.S. DOT).

Apprentices and trainees working under apprenticeship and skill training programs which have been certified by the Secretary of Transportation as promoting EEO in connection with Federal-aid highway construction programs are not subject to the requirements of paragraph 4 of this Section IV. The straight time hourly wage rates for apprentices and trainees under such programs will be established by the particular programs. The ratio of apprentices and trainees to journeymen shall not be greater than permitted by the terms of the particular program.

5. Compliance with Copeland Act requirements. The contractor shall comply with the requirements of 29 CFR part 3, which are incorporated by reference in this contract.

6. Subcontracts. The contractor or subcontractor shall insert Form FHWA-1273 in any subcontracts and also require the subcontractors to include Form FHWA-1273 in any lower tier subcontracts. The prime contractor shall be responsible for the compliance by any subcontractor or lower tier subcontractor with all the contract clauses in 29 CFR 5.5.

7. Contract termination: debarment. A breach of the contract clauses in 29 CFR 5.5 may be grounds for termination of the contract, and for

debarment as a contractor and a subcontractor as provided in 29 CFR 5.12.

8. Compliance with Davis-Bacon and Related Act requirements. All rulings and interpretations of the Davis-Bacon and Related Acts contained in 29 CFR parts 1, 3, and 5 are herein incorporated by reference in this contract.

9. Disputes concerning labor standards. Disputes arising out of the labor standards provisions of this contract shall not be subject to the general disputes clause of this contract. Such disputes shall be resolved in accordance with the procedures of the Department of Labor set forth in 29 CFR parts 5, 6, and 7. Disputes within the meaning of this clause include disputes between the contractor (or any of its subcontractors) and the contracting agency, the U.S. Department of Labor, or the employees or their representatives.

10. Certification of eligibility.

a. By entering into this contract, the contractor certifies that neither it (nor he or she) nor any person or firm who has an interest in the contractor's firm is a person or firm ineligible to be awarded Government contracts by virtue of section 3(a) of the Davis-Bacon Act or 29 CFR 5.12(a)(1).

b. No part of this contract shall be subcontracted to any person or firm ineligible for award of a Government contract by virtue of section 3(a) of the Davis-Bacon Act or 29 CFR 5.12(a)(1).

c. The penalty for making false statements is prescribed in the U.S. Criminal Code, 18 U.S.C. 1001.

V. CONTRACT WORK HOURS AND SAFETY STANDARDS ACT

The following clauses apply to any Federal-aid construction contract in an amount in excess of \$100,000 and subject to the overtime provisions of the Contract Work Hours and Safety Standards Act. These clauses shall be inserted in addition to the clauses required by 29 CFR 5.5(a) or 29 CFR 4.6. As used in this paragraph, the terms laborers and mechanics include watchmen and guards.

1. Overtime requirements. No contractor or subcontractor contracting for any part of the contract work which may require or involve the employment of laborers or mechanics shall require or permit any such laborer or mechanic in any workweek in which he or she is employed on such work to work in excess of forty hours in such workweek unless such laborer or mechanic receives compensation at a rate not less than one and one-half times the basic rate of pay for all hours worked in excess of forty hours in such workweek.

2. Violation; liability for unpaid wages; liquidated damages. In the event of any violation of the clause set forth in paragraph (1.) of this section, the contractor and any subcontractor responsible therefor shall be liable for the unpaid wages. In addition, such contractor and subcontractor shall be liable to the United States (in the case of work done under contract for the District of Columbia or a territory, to such District or to such territory), for liquidated damages. Such liquidated damages shall be computed with respect to each individual laborer or mechanic, including watchmen and guards, employed in violation of the clause set forth in paragraph (1.) of this section, in the sum of \$10 for each calendar day on which such individual was required or permitted to work in excess of the standard workweek of forty hours without payment of the overtime wages required by the clause set forth in paragraph (1.) of this section.

3. Withholding for unpaid wages and liquidated damages. The FHWA or the contacting agency shall upon its own action or upon written request of an authorized representative of the Department of Labor withhold or cause to be withheld, from any moneys payable on account of work performed by the contractor or subcontractor under any such

contract or any other Federal contract with the same prime contractor, or any other federally-assisted contract subject to the Contract Work Hours and Safety Standards Act, which is held by the same prime contractor, such sums as may be determined to be necessary to satisfy any liabilities of such contractor or subcontractor for unpaid wages and liquidated damages as provided in the clause set forth in paragraph (2.) of this section.

4. Subcontracts. The contractor or subcontractor shall insert in any subcontracts the clauses set forth in paragraph (1.) through (4.) of this section and also a clause requiring the subcontractors to include these clauses in any lower tier subcontracts. The prime contractor shall be responsible for compliance by any subcontractor or lower tier subcontractor with the clauses set forth in paragraphs (1.) through (4.) of this section.

VI. SUBLETTING OR ASSIGNING THE CONTRACT

This provision is applicable to all Federal-aid construction contracts on the National Highway System.

1. The contractor shall perform with its own organization contract work amounting to not less than 30 percent (or a greater percentage if specified elsewhere in the contract) of the total original contract price, excluding any specialty items designated by the contracting agency. Specialty items may be performed by subcontract and the amount of any such specialty items performed may be deducted from the total original contract price before computing the amount of work required to be performed by the contractor's own organization (23 CFR 635.116).

a. The term "perform work with its own organization" refers to workers employed or leased by the prime contractor, and equipment owned or rented by the prime contractor, with or without operators. Such term does not include employees or equipment of a subcontractor or lower tier subcontractor, agents of the prime contractor, or any other assignees. The term may include payments for the costs of hiring leased employees from an employee leasing firm meeting all relevant Federal and State regulatory requirements. Leased employees may only be included in this term if the prime contractor meets all of the following conditions:

(1) the prime contractor maintains control over the supervision of the day-to-day activities of the leased employees;

(2) the prime contractor remains responsible for the quality of the work of the leased employees;

(3) the prime contractor retains all power to accept or exclude individual employees from work on the project; and

(4) the prime contractor remains ultimately responsible for the payment of predetermined minimum wages, the submission of payrolls, statements of compliance and all other Federal regulatory requirements.

b. "Specialty Items" shall be construed to be limited to work that requires highly specialized knowledge, abilities, or equipment not ordinarily available in the type of contracting organizations qualified and expected to bid or propose on the contract as a whole and in general are to be limited to minor components of the overall contract.

2. The contract amount upon which the requirements set forth in paragraph (1) of Section VI is computed includes the cost of material and manufactured products which are to be purchased or produced by the contractor under the contract provisions.

3. The contractor shall furnish (a) a competent superintendent or supervisor who is employed by the firm, has full authority to direct performance of the work in accordance with the contract requirements, and is in charge of all construction operations (regardless of who performs the work) and (b) such other of its own organizational resources (supervision, management, and engineering services) as the contracting officer determines is necessary to assure the performance of the contract.

4. No portion of the contract shall be sublet, assigned or otherwise disposed of except with the written consent of the contracting officer, or authorized representative, and such consent when given shall not be construed to relieve the contractor of any responsibility for the fulfillment of the contract. Written consent will be given only after the contracting agency has assured that each subcontract is evidenced in writing and that it contains all pertinent provisions and requirements of the prime contract.

5. The 30% self-performance requirement of paragraph (1) is not applicable to design-build contracts; however, contracting agencies may establish their own self-performance requirements.

VII. SAFETY: ACCIDENT PREVENTION

This provision is applicable to all Federal-aid construction contracts and to all related subcontracts.

1. In the performance of this contract the contractor shall comply with all applicable Federal, State, and local laws governing safety, health, and sanitation (23 CFR 635). The contractor shall provide all safeguards, safety devices and protective equipment and take any other needed actions as it determines, or as the contracting officer may determine, to be reasonably necessary to protect the life and health of employees on the job and the safety of the public and to protect property in connection with the performance of the work covered by the contract.

2. It is a condition of this contract, and shall be made a condition of each subcontract, which the contractor enters into pursuant to this contract, that the contractor and any subcontractor shall not permit any employee, in performance of the contract, to work in surroundings or under conditions which are unsanitary, hazardous or dangerous to his/her health or safety, as determined under construction safety and health standards (29 CFR 1926) promulgated by the Secretary of Labor, in accordance with Section 107 of the Contract Work Hours and Safety Standards Act (40 U.S.C. 3704).

3. Pursuant to 29 CFR 1926.3, it is a condition of this contract that the Secretary of Labor or authorized representative thereof, shall have right of entry to any site of contract performance to inspect or investigate the matter of compliance with the construction safety and health standards and to carry out the duties of the Secretary under Section 107 of the Contract Work Hours and Safety Standards Act (40 U.S.C.3704).

VIII. FALSE STATEMENTS CONCERNING HIGHWAY PROJECTS

This provision is applicable to all Federal-aid construction contracts and to all related subcontracts.

In order to assure high quality and durable construction in conformity with approved plans and specifications and a high degree of reliability on statements and representations made by engineers, contractors, suppliers, and workers on Federal-aid highway projects, it is essential that all persons concerned with the project perform their functions as carefully, thoroughly, and honestly as possible. Willful falsification, distortion, or misrepresentation with respect to any facts related to the project is a violation of Federal law. To prevent any misunderstanding regarding the seriousness of these and similar acts, Form FHWA-1022 shall be posted on each Federal-aid highway project (23 CFR 635) in one or more places where it is readily available to all persons concerned with the project:

18 U.S.C. 1020 reads as follows:

"Whoever, being an officer, agent, or employee of the United States, or of any State or Territory, or whoever, whether a person, association, firm, or corporation, knowingly makes any false statement, false representation, or false report as to the character, quality, quantity, or cost of the material used or to be used, or the quantity or quality of the work performed or to be performed, or the cost thereof in connection with the submission of plans, maps, specifications, contracts, or costs of construction on any highway or related project submitted for approval to the Secretary of Transportation; or

Whoever knowingly makes any false statement, false representation, false report or false claim with respect to the character, quality, quantity, or cost of any work performed or to be performed, or materials furnished or to be furnished, in connection with the construction of any highway or related project approved by the Secretary of Transportation; or

Whoever knowingly makes any false statement or false representation as to material fact in any statement, certificate, or report submitted pursuant to provisions of the Federal-aid Roads Act approved July 1, 1916, (39 Stat. 355), as amended and supplemented;

Shall be fined under this title or imprisoned not more than 5 years or both."

IX. IMPLEMENTATION OF CLEAN AIR ACT AND FEDERAL WATER POLLUTION CONTROL ACT

This provision is applicable to all Federal-aid construction contracts and to all related subcontracts.

By submission of this bid/proposal or the execution of this contract, or subcontract, as appropriate, the bidder, proposer, Federal-aid construction contractor, or subcontractor, as appropriate, will be deemed to have stipulated as follows:

1. That any person who is or will be utilized in the performance of this contract is not prohibited from receiving an award due to a violation of Section 508 of the Clean Water Act or Section 306 of the Clean Air Act.

2. That the contractor agrees to include or cause to be included the requirements of paragraph (1) of this Section X in every subcontract, and further agrees to take such action as the contracting agency may direct as a means of enforcing such requirements.

X. CERTIFICATION REGARDING DEBARMENT, SUSPENSION, INELIGIBILITY AND VOLUNTARY EXCLUSION

This provision is applicable to all Federal-aid construction contracts, design-build contracts, subcontracts, lower-tier subcontracts, purchase orders, lease agreements, consultant contracts or any other covered transaction requiring FHWA approval or that is estimated to cost \$25,000 or more – as defined in 2 CFR Parts 180 and 1200.

1. Instructions for Certification – First Tier Participants:

a. By signing and submitting this proposal, the prospective first tier participant is providing the certification set out below.

b. The inability of a person to provide the certification set out below will not necessarily result in denial of participation in this covered transaction. The prospective first tier participant shall submit an explanation of why it cannot provide the certification set out below. The certification or explanation will be considered in connection with the department or agency's determination whether to enter into this transaction. However, failure of the prospective first tier participant to furnish a certification or an explanation shall disqualify such a person from participation in this transaction.

c. The certification in this clause is a material representation of fact upon which reliance was placed when the contracting agency determined to enter into this transaction. If it is later determined that the prospective participant knowingly rendered an erroneous certification, in addition to other remedies available to the Federal Government, the contracting agency may terminate this transaction for cause of default.

d. The prospective first tier participant shall provide immediate written notice to the contracting agency to whom this proposal is submitted if any time the prospective first tier participant learns that its certification was erroneous when submitted or has become erroneous by reason of changed circumstances.

e. The terms "covered transaction," "debarred," "suspended," "ineligible," "participant," "person," "principal," and "voluntarily excluded,"

as used in this clause, are defined in 2 CFR Parts 180 and 1200. "First Tier Covered Transactions" refers to any covered transaction between a grantee or subgrantee of Federal funds and a participant (such as the prime or general contract). "Lower Tier Covered Transactions" refers to any covered transaction under a First Tier Covered Transaction (such as subcontracts). "First Tier Participant" refers to the participant who has entered into a covered transaction with a grantee or subgrantee of Federal funds (such as the prime or general contractor). "Lower Tier Participant" refers any participant who has entered into a covered transaction with a First Tier Participant or other Lower Tier Participants (such as subcontractors and suppliers).

f. The prospective first tier participant agrees by submitting this proposal that, should the proposed covered transaction be entered into, it shall not knowingly enter into any lower tier covered transaction with a person who is debarred, suspended, declared ineligible, or voluntarily excluded from participation in this covered transaction, unless authorized by the department or agency entering into this transaction.

g. The prospective first tier participant further agrees by submitting this proposal that it will include the clause titled "Certification Regarding Debarment, Suspension, Ineligibility and Voluntary Exclusion-Lower Tier Covered Transactions," provided by the department or contracting agency, entering into this covered transaction, without modification, in all lower tier covered transactions and in all solicitations for lower tier covered transactions exceeding the \$25,000 threshold.

h. A participant in a covered transaction may rely upon a certification of a prospective participant in a lower tier covered transaction that is not debarred, suspended, ineligible, or voluntarily excluded from the covered transaction, unless it knows that the certification is erroneous. A participant is responsible for ensuring that its principals are not suspended, debarred, or otherwise ineligible to participate in covered transactions. To verify the eligibility of its principals, as well as the eligibility of any lower tier prospective participants, each participant may, but is not required to, check the Excluded Parties List System website (<https://www.epls.gov/>), which is compiled by the General Services Administration.

i. Nothing contained in the foregoing shall be construed to require the establishment of a system of records in order to render in good faith the certification required by this clause. The knowledge and information of the prospective participant is not required to exceed that which is normally possessed by a prudent person in the ordinary course of business dealings.

j. Except for transactions authorized under paragraph (f) of these instructions, if a participant in a covered transaction knowingly enters into a lower tier covered transaction with a person who is suspended, debarred, ineligible, or voluntarily excluded from participation in this transaction, in addition to other remedies available to the Federal Government, the department or agency may terminate this transaction for cause or default.

* * * * *

2. Certification Regarding Debarment, Suspension, Ineligibility and Voluntary Exclusion – First Tier Participants:

a. The prospective first tier participant certifies to the best of its knowledge and belief, that it and its principals:

(1) Are not presently debarred, suspended, proposed for debarment, declared ineligible, or voluntarily excluded from participating in covered transactions by any Federal department or agency;

(2) Have not within a three-year period preceding this proposal been convicted of or had a civil judgment rendered against them for commission of fraud or a criminal offense in connection with obtaining, attempting to obtain, or performing a public (Federal, State or local) transaction or contract under a public transaction; violation of Federal or State antitrust statutes or commission of embezzlement, theft, forgery, bribery, falsification or destruction of records, making false statements, or receiving stolen property;

(3) Are not presently indicted for or otherwise criminally or civilly charged by a governmental entity (Federal, State or local) with

commission of any of the offenses enumerated in paragraph (a)(2) of this certification; and

(4) Have not within a three-year period preceding this application/proposal had one or more public transactions (Federal, State or local) terminated for cause or default.

b. Where the prospective participant is unable to certify to any of the statements in this certification, such prospective participant shall attach an explanation to this proposal.

2. Instructions for Certification - Lower Tier Participants:

(Applicable to all subcontracts, purchase orders and other lower tier transactions requiring prior FHWA approval or estimated to cost \$25,000 or more - 2 CFR Parts 180 and 1200)

a. By signing and submitting this proposal, the prospective lower tier is providing the certification set out below.

b. The certification in this clause is a material representation of fact upon which reliance was placed when this transaction was entered into. If it is later determined that the prospective lower tier participant knowingly rendered an erroneous certification, in addition to other remedies available to the Federal Government, the department, or agency with which this transaction originated may pursue available remedies, including suspension and/or debarment.

c. The prospective lower tier participant shall provide immediate written notice to the person to which this proposal is submitted if at any time the prospective lower tier participant learns that its certification was erroneous by reason of changed circumstances.

d. The terms "covered transaction," "debarred," "suspended," "ineligible," "participant," "person," "principal," and "voluntarily excluded," as used in this clause, are defined in 2 CFR Parts 180 and 1200. You may contact the person to which this proposal is submitted for assistance in obtaining a copy of those regulations. "First Tier Covered Transactions" refers to any covered transaction between a grantee or subgrantee of Federal funds and a participant (such as the prime or general contract). "Lower Tier Covered Transactions" refers to any covered transaction under a First Tier Covered Transaction (such as subcontracts). "First Tier Participant" refers to the participant who has entered into a covered transaction with a grantee or subgrantee of Federal funds (such as the prime or general contractor). "Lower Tier Participant" refers any participant who has entered into a covered transaction with a First Tier Participant or other Lower Tier Participants (such as subcontractors and suppliers).

e. The prospective lower tier participant agrees by submitting this proposal that, should the proposed covered transaction be entered into, it shall not knowingly enter into any lower tier covered transaction with a person who is debarred, suspended, declared ineligible, or voluntarily excluded from participation in this covered transaction, unless authorized by the department or agency with which this transaction originated.

f. The prospective lower tier participant further agrees by submitting this proposal that it will include this clause titled "Certification Regarding Debarment, Suspension, Ineligibility and Voluntary Exclusion-Lower Tier Covered Transaction," without modification, in all lower tier covered transactions and in all solicitations for lower tier covered transactions exceeding the \$25,000 threshold.

g. A participant in a covered transaction may rely upon a certification of a prospective participant in a lower tier covered transaction that is not debarred, suspended, ineligible, or voluntarily excluded from the covered transaction, unless it knows that the certification is erroneous. A participant is responsible for ensuring that its principals are not suspended, debarred, or otherwise ineligible to participate in covered transactions. To verify the eligibility of its principals, as well as the eligibility of any lower tier prospective participants, each participant may, but is not required to, check the Excluded Parties List System website (<https://www.epls.gov/>), which is compiled by the General Services Administration.

h. Nothing contained in the foregoing shall be construed to require establishment of a system of records in order to render in good faith the

certification required by this clause. The knowledge and information of participant is not required to exceed that which is normally possessed by a prudent person in the ordinary course of business dealings.

i. Except for transactions authorized under paragraph e of these instructions, if a participant in a covered transaction knowingly enters into a lower tier covered transaction with a person who is suspended, debarred, ineligible, or voluntarily excluded from participation in this transaction, in addition to other remedies available to the Federal Government, the department or agency with which this transaction originated may pursue available remedies, including suspension and/or debarment.

* * * * *

Certification Regarding Debarment, Suspension, Ineligibility and Voluntary Exclusion--Lower Tier Participants:

1. The prospective lower tier participant certifies, by submission of this proposal, that neither it nor its principals is presently debarred, suspended, proposed for debarment, declared ineligible, or voluntarily excluded from participating in covered transactions by any Federal department or agency.

2. Where the prospective lower tier participant is unable to certify to any of the statements in this certification, such prospective participant shall attach an explanation to this proposal.

* * * * *

XI. CERTIFICATION REGARDING USE OF CONTRACT FUNDS FOR LOBBYING

This provision is applicable to all Federal-aid construction contracts and to all related subcontracts which exceed \$100,000 (49 CFR 20).

1. The prospective participant certifies, by signing and submitting this bid or proposal, to the best of his or her knowledge and belief, that:

a. No Federal appropriated funds have been paid or will be paid, by or on behalf of the undersigned, to any person for influencing or attempting to influence an officer or employee of any Federal agency, a Member of Congress, an officer or employee of Congress, or an employee of a Member of Congress in connection with the awarding of any Federal contract, the making of any Federal grant, the making of any Federal loan, the entering into of any cooperative agreement, and the extension, continuation, renewal, amendment, or modification of any Federal contract, grant, loan, or cooperative agreement.

b. If any funds other than Federal appropriated funds have been paid or will be paid to any person for influencing or attempting to influence an officer or employee of any Federal agency, a Member of Congress, an officer or employee of Congress, or an employee of a Member of Congress in connection with this Federal contract, grant, loan, or cooperative agreement, the undersigned shall complete and submit Standard Form-LLL, "Disclosure Form to Report Lobbying," in accordance with its instructions.

2. This certification is a material representation of fact upon which reliance was placed when this transaction was made or entered into. Submission of this certification is a prerequisite for making or entering into this transaction imposed by 31 U.S.C. 1352. Any person who fails to file the required certification shall be subject to a civil penalty of not less than \$10,000 and not more than \$100,000 for each such failure.

3. The prospective participant also agrees by submitting its bid or proposal that the participant shall require that the language of this certification be included in all lower tier subcontracts, which exceed \$100,000 and that all such recipients shall certify and disclose accordingly.

**MINIMUM WAGES FOR FEDERAL AND FEDERALLY
ASSISTED CONSTRUCTION CONTRACTS**

This project is funded, in part, with Federal-aid funds and, as such, is subject to the provisions of the Davis-Bacon Act of March 3, 1931, as amended (46 Sta. 1494, as amended, 40 U.S.C. 276a) and of other Federal statutes referred to in a 29 CFR Part 1, Appendix A, as well as such additional statutes as may from time to time be enacted containing provisions for the payment of wages determined to be prevailing by the Secretary of Labor in accordance with the Davis-Bacon Act and pursuant to the provisions of 29 CFR Part 1. The prevailing rates and fringe benefits shown in the General Wage Determination Decisions issued by the U.S. Department of Labor shall, in accordance with the provisions of the foregoing statutes, constitute the minimum wages payable on Federal and federally assisted construction projects to laborers and mechanics of the specified classes engaged on contract work of the character and in the localities described therein.

General Wage Determination Decisions, modifications and supersedes decisions thereto are to be used in accordance with the provisions of 29 CFR Parts 1 and 5. Accordingly, the applicable decision, together with any modifications issued, must be made a part of every contract for performance of the described work within the geographic area indicated as required by an applicable DBRA Federal prevailing wage law and 29 CFR Part 5. The wage rates and fringe benefits contained in the General Wage Determination Decision shall be the minimum paid by contractors and subcontractors to laborers and mechanics.

NOTICE

The most current **General Wage Determination Decisions** (wage rates) are available on the IDOT web site. They are located on the Letting and Bidding page at <http://www.dot.state.il.us/desenv/delett.html>.

In addition, ten (10) days prior to the letting, the applicable Federal wage rates will be e-mailed to subscribers. It is recommended that all contractors subscribe to the Federal Wage Rates List or the Contractor's Packet through IDOT's subscription service.

PLEASE NOTE: if you have already subscribed to the Contractor's Packet you will automatically receive the Federal Wage Rates.

The instructions for subscribing are at <http://www.dot.state.il.us/desenv/subsc.html>.

If you have any questions concerning the wage rates, please contact IDOT's Chief Contract Official at 217-782-7806.