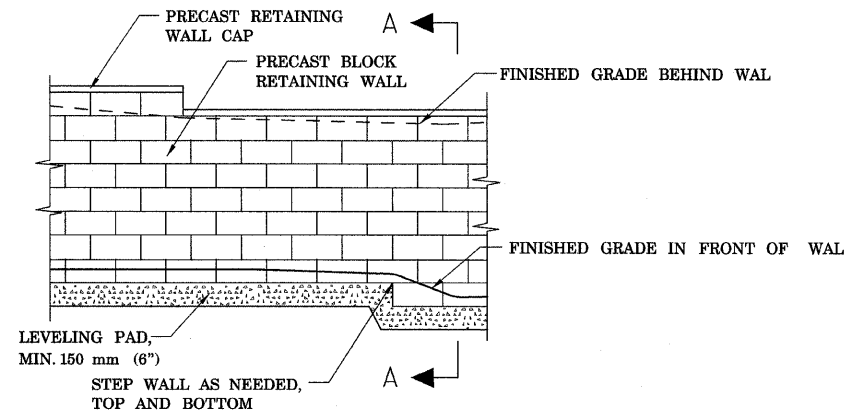
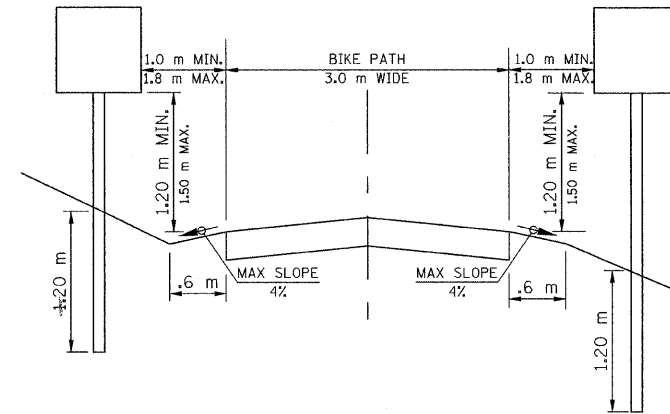


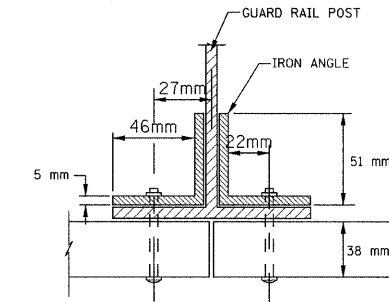
SECTION	COUNTY	TOTAL SHEETS	SHEET NO.
08-F3000-20-BT	COOK	29	10
STA. TO STA.			
PROJECT NO. TE-D001 (610)			
CENTENNIAL TRAIL			
CONTRACT NO. 63052			



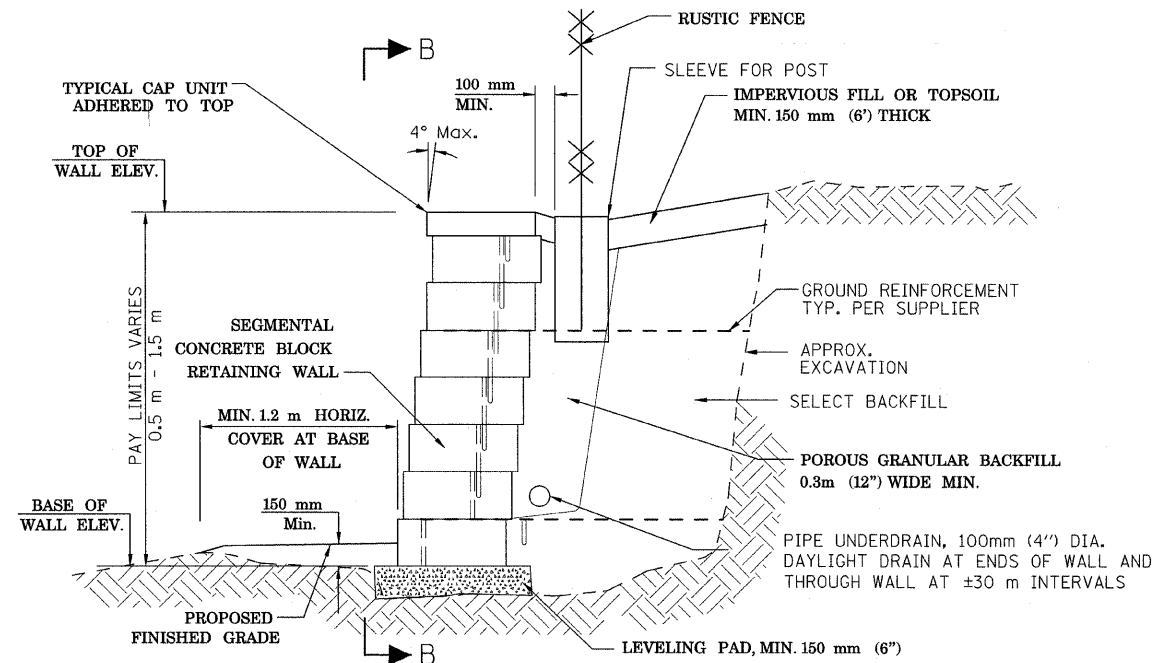
SECTION B-B
ELEVATION



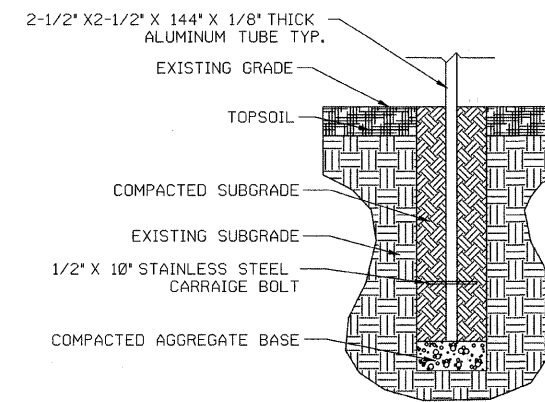
SIGN PLACEMENT DETAIL
N.T.S.



POST BOLT & NUT
PER STD. 630001-04



SECTION A-A
SEGMENTAL CONCRETE BLOCK
RETAINING WALL DETAIL
N.T.S.



SIGN BASE DETAIL
N.T.S.

NOTES

1. THE CONTRACTOR SHALL SUBMIT DESIGN, CONSTRUCTION PLANS WITH MATERIAL INFORMATION & SHOP DRAWINGS FOR CONNECTION DETAILS SIGNED BY A STRUCTURAL ENGINEER LICENSED IN THE STATE OF ILLINOIS TO THE ENGINEER FOR APPROVAL BEFORE ORDERING MATERIALS.
2. RETAINING WALL EQUIVALENT FLUID PRESSURE = 50(PCF)
3. REINFORCING BARS SHALL BE GRADE 60
4. GROUT MORTAR, f'm = 2500 psi (MIN.)
5. THE DESIGN OF THE RETAINING WALL SHALL BE IN COMPLIANCE WITH THE GUIDELINES FOR THE DESIGN OF MECHANICALLY STABILIZED EARTH WALLS AS DEVELOPED BY AASHTO-AGC-ARTA JOINT COMMITTEE TASK FORCE 27 GROUND MODIFICATION SYSTEMS.
6. EXCAVATION, LEVELING PAD, BACKFILL, PIPE UNDERDRAIN, GROUND REINFORCEMENT, GROUND RESTORATION, AND SEEDING OF RESTORED GROUND ARE INCLUDED IN COST OF CONCRETE BLOCK RETAINING WALL.
7. INSTALL CHAIN LINK FENCE POST SLEEVE DURING RETAINING WALL CONSTRUCTION TO PREVENT DAMAGE TO GROUND REINFORCEMENT.

SEGMENTAL CONCRETE BLOCK
RETAINING WALLS SITING DATA

	STATION	TOP OF WALL ELEV. METERS	BASE OF WALL ELEV. METERS	WALL HEIGHT METERS
WALL NEAR DES PLAINES RIVER	26+377	184.55	184.0	0.55
	26+404	184.90	184.0	0.90
	26+417	184.90	184.0	0.90
	26+421	184.90	183.0	1.90
	26+458	185.55	184.0	1.55

REVISIONS		
NO.	NAME	DATE

URS 100 S. WACKER DR., SUITE 500 TEL (312)-939-1000
CHICAGO, IL 60606 FAX (312)-939-4198

FOREST PRESERVE DISTRICT OF COOK COUNTY
CENTENNIAL TRAIL

MISCELLANEOUS DETAILS

DATE: 4/4/08 DRAWN BY: VAP
DESIGNED BY: ATB CHECKED BY: DDL