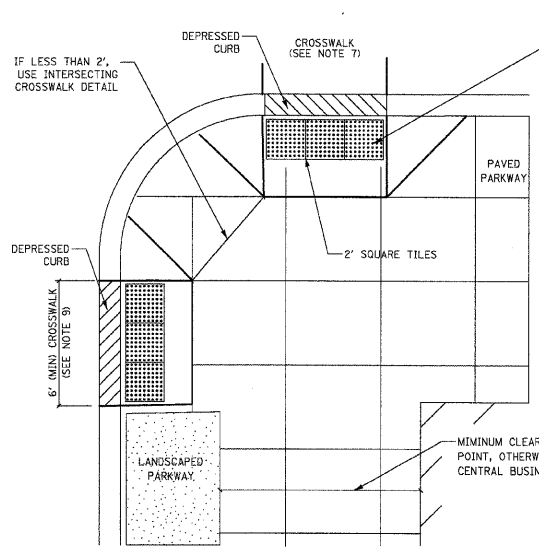
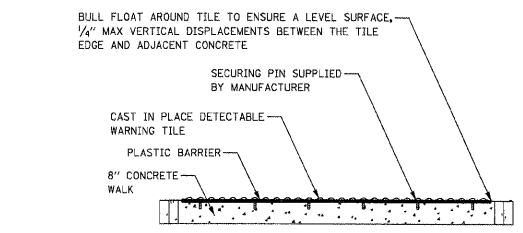


NOMINAL CURB RADII	TILE SIZE
13'-15'	3'-1 1/4" X 1'-11 1/2"
11'-13'	2'-4 1/4" X 1'-11 1/2"
9'-11'	1'-11 1/2" X 1'-11 1/2"
7'-9'	3'-1 1/4" X 1'-11 1/2"
5'-7'	2'-4 1/4" X 1'-11 1/2"
3'-5'	3'-0 3/4" X 1'-10 1/2"



1 TYPICAL SLOPE WITH FULL WALK WHERE CROSSWALKS DO NOT INTERSECT
NOT TO SCALE



3 TYPICAL TILE PLACEMENT CROSS SECTION
NOT TO SCALE

GENERAL NOTES:

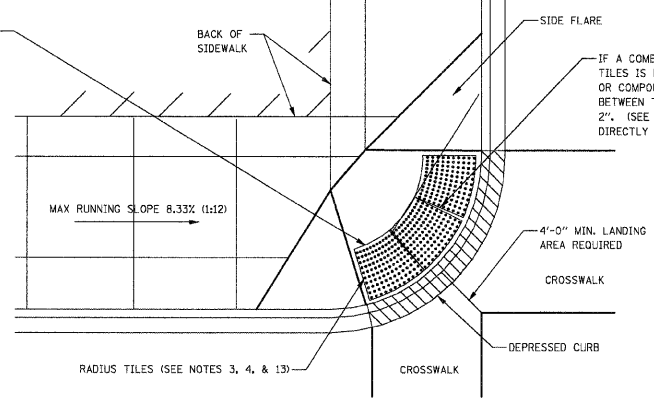
- THE DETECTABLE WARNING TILES SHALL BE REINFORCED CERAMIC CEMENT (RCC) TILES WHICH MEET THE CHICAGO DEPARTMENT OF TRANSPORTATION SPECIFICATION (AVAILABLE ON THE CITY OF CHICAGO WEBSITE) IN CENTRAL BUSINESS DISTRICT, GRANITE OR OTHER SPECIALTY PAVING MATERIALS MAY BE SUBMITTED TO THE COMMISSIONER FOR APPROVAL. (SEE NOTE 9)
- TILES MUST BE INSTALLED 1 3/4" TO 2 3/4" FROM BACK OF CURB, DEPENDING ON WIDTH OF EXPANSION JOINT.
- TILES MUST COVER FULL WIDTH OF SLOPE EXCLUDING SIDE FLARES.
- TILES MUST COVER FULL WIDTH OF SLOPE IF CROSSWALKS INTERSECT, SEE DETAIL 2.
- WHERE APPLICABLE, A COMBINATION OF DIFFERING SIZE TILES MAY BE USED ON COMPOUND AND LARGE RADII. CONTRACTOR MUST MAKE THIS DETERMINATION AND VERIFY IN FIELD AND WITH THE RESIDENT ENGINEER.
- CONTRACTOR MUST SUBMIT A WRITTEN OR SKETCHED LAYOUT OF ALL SLOPES PRIOR TO ORDERING TILES.
- CONTRACTOR IS NOT ALLOWED TO SUBSTITUTE ANY OTHER METHOD OF SATISFYING THIS CDOT REQUIREMENT.
- ALL SLOPES MUST BE CENTERED ON CROSSWALK. CROSSWALK WIDTH IS THE DISTANCE BETWEEN 2' BACK FROM FACE OF CURB AND THE PROPERTY LINE.
- TILES MUST CONTRAST WITH ADJACENT PAVEMENT. IF LIGHT COLORED PAVEMENT IS USED THE TILE COLOR SHALL BE RED. IF A DARK COLORED PAVEMENT IS USED THE TILE COLOR SHALL BE YELLOW. DESIGNER TO VERIFY THAT PROPER CONTRAST IS OBTAINED.

REQUIRED MINIMUM FLARE WIDTHS FOR VARIOUS CURB HEIGHTS		
CURB HEIGHT (INCHES)	FLARE WIDTH (1:12) (INCHES)	FLARE WIDTH (1:12) (INCHES)
3	30	36
4	40	48
5	50	60
6	60	72
7	70	84
8	80	96
9	90	108

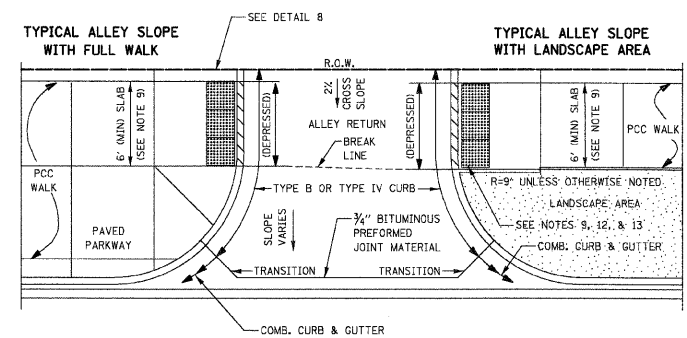
SUGGESTED TILE SUPPLIERS:

BINDEN CORPORATION
P.O. BOX 3513
OAK BROOK, IL 60523
630-734-0277
ATTN: THOMAS LALLY, PRESIDENT

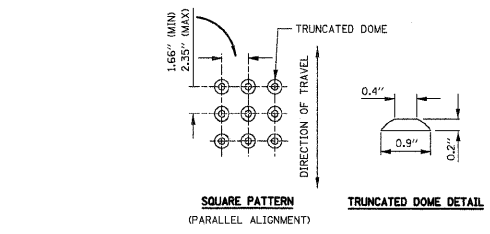
TRAFFIC SIGNAL CORPORATION
780 W. BELDEN AVE. SUITE 5
ADDITION, IL 60101
630-543-1300
ATTN: MITCH BRIGHT, SALES REPRESENTATIVE



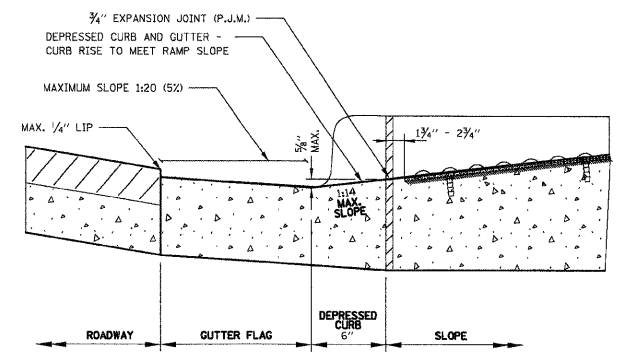
2 TYPICAL SLOPE WITH FULL WALK WHERE CROSSWALKS INTERSECT
NOT TO SCALE



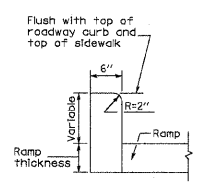
4 TYPICAL TILE PLACEMENT, ALLEY RETURN
NOT TO SCALE



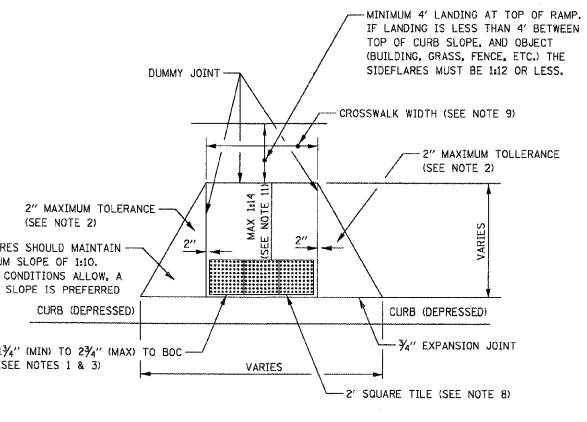
6 DETECTABLE WARNINGS DETAIL
NOT TO SCALE



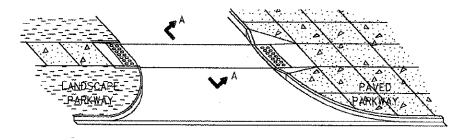
7 DEPRESSED CURB DETAIL
NOT TO SCALE



8 DETAIL OF SIDE CURB, ONLY AT ALLEYS AND LANDSCAPED PARKWAYS
NOT TO SCALE



5 TILE PLACEMENT DETAIL, WITH FLARES
NOT TO SCALE



9 SLOPES AT ALLEYS OR ENTRANCES
NOT TO SCALE

BOWMAN, BARRETT & ASSOCIATES INC.
CONSULTING ENGINEERS
Chicago, Illinois
312.228.0100
www.bbandainc.com

REVISIONS	
NAME	DATE

ILLINOIS DEPARTMENT OF TRANSPORTATION
F.A.I. 94/90 (DAN RYAN EXPRESSWAY)
GATEWAY LANDSCAPING & IRRIGATION @ 35TH
CIVIL DETAILS
CITY OF CHICAGO
TYPICAL CURB SLOPE DETAILS

SCALE: NTS
DATE: 03/13/07

DRAWN BY: CDOT
CHECKED BY: CDOT

F:\660\000\000\000\22\F22F_SHEETS\660_22F_CDT01.dgn 3/15/2008 12:54:56 AM