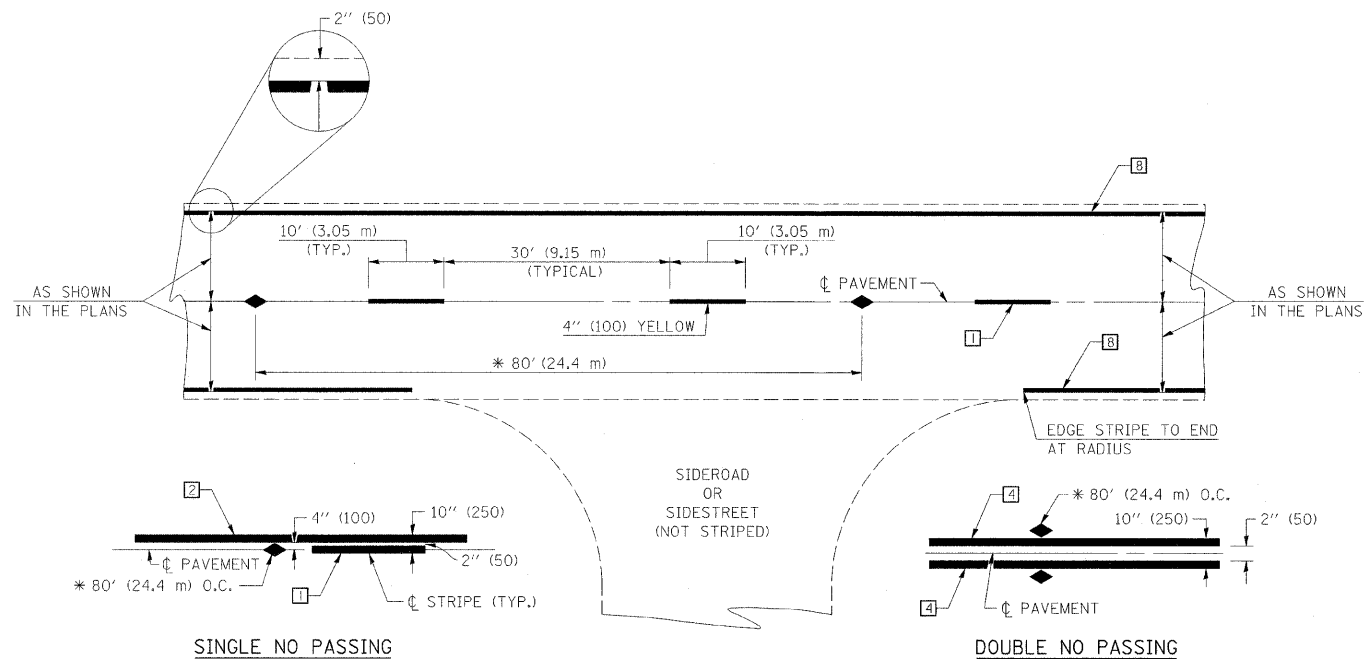


TYPICAL APPLICATIONS OF URBAN PAVEMENT MARKINGS AND MARKERS

F.A.U. RTE.	SECTION	COUNTY	TOTAL SHEETS	SHEET NO.
6371	93-00295-03-PV	MCLEAN	109	64
STA.		TO STA.		
ILLINOIS F.A. PROJ. NO. M-5227(046)				
CONTRACT NO. 91351				

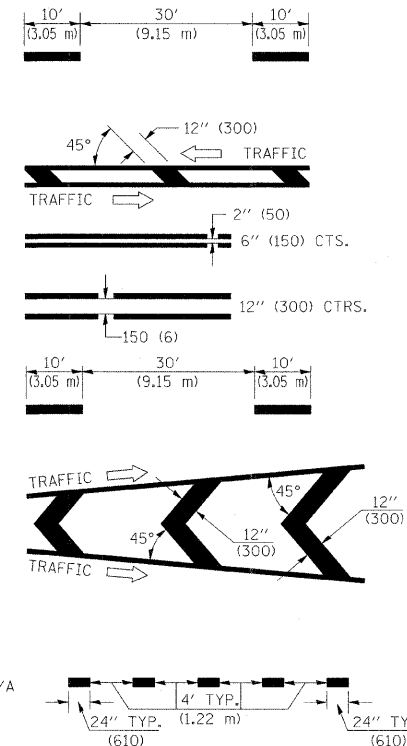


* REDUCE TO 40' (12.2 m) O.C. ON CURVES WITH POSTED OR ADVISORY SPEEDS OF 45 mph (70 km/h) OR LESS.

TWO LANE/TWO WAY

TYPICAL PAVEMENT MARKING LEGEND

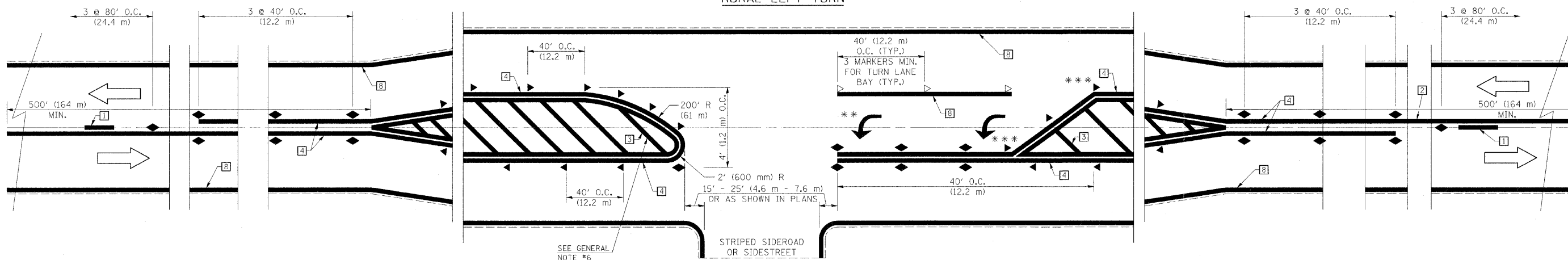
- 1 4" (100) SKIP-DASH (YELLOW) - N/A
- 1a 6" (150) SKIP-DASH (YELLOW)
- 2 4" (100) SOLID (YELLOW)
- 2a 6" (150) SOLID (YELLOW)
- 3 12" (300) DIAGONAL (YELLOW)
- 4 4" (100) DOUBLE YELLOW (NARROW) - N/A
- 5 RESERVED
- 5a 6" (150) DOUBLE YELLOW (WIDE)
- 6 RESERVED
- 7 4" (100) SKIP-DASH (WHITE)
- 7a 6" (150) SKIP-DASH (WHITE)
- 8 4" (100) SOLID (WHITE)
- 8a 6" (150) SOLID (WHITE) - N/A
- 9 12" (300) DIAGONAL (WHITE)
- 10 6" (150) CROSSWALK (WHITE)
- 11 24" (600) STOP BAR (WHITE)
- 12 8" (200) SOLID (WHITE)
- 13 4" (100) LANE LINE EXTENSIONS (WHITE) - N/A
- 14 RESERVED



TYPICAL PAVEMENT MARKERS LEGEND

- ◆ TWO-WAY AMBER MARKER
- ▶ ONE-WAY AMBER MARKER
- ▷ ONE-WAY CRYSTAL MARKER

RURAL LEFT TURN



*** REDUCE SPACING IF NECESSARY TO ASSURE MARKERS AT CORNER POINTS.

** TURN ARROWS SHALL BE PLACED AS SHOWN ON SHEET *2.

Note: All dimensions are in INCHES (millimeters) unless otherwise shown.

ILLINOIS DEPARTMENT OF TRANSPORTATION
PAVEMENT MARKING DETAILS

DATE : 6-09
DRAWN BY : J.L.B.
CHECKED BY : R.L.H.

SCALE : NONE