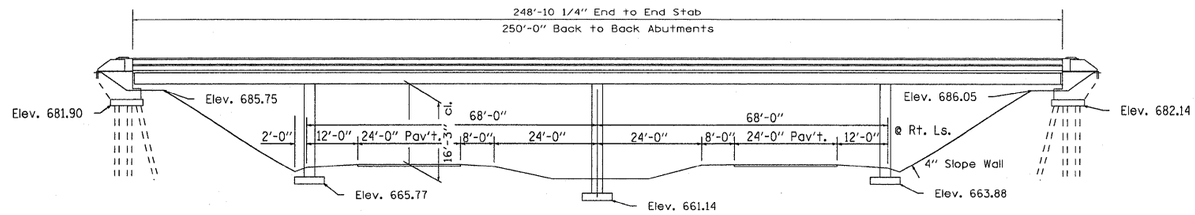

ELEVATION

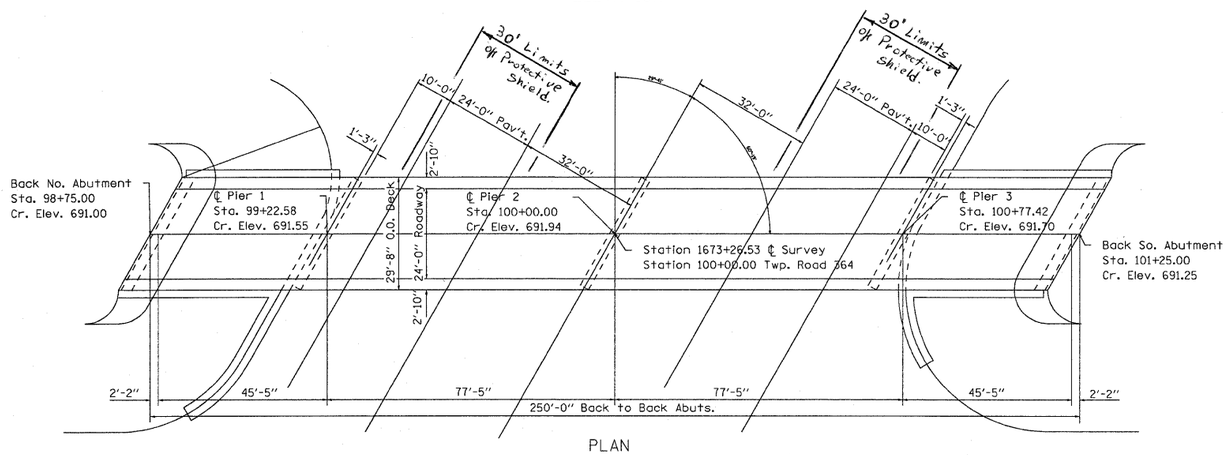

PLAN

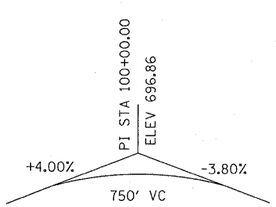

PROFILE T.R. 364

DESIGN STRESSES (EXISTING)

F'C = 1400 psi
Vc = 75 psi
Fs = 20000 psi (Reinf)
Fs = 20000 psi (Struct)
n = 10

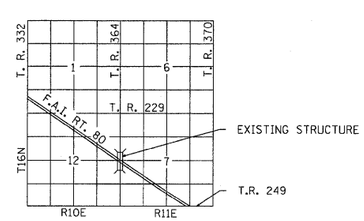

LOCATION PLAN

PROPOSED SCOPE

1. Deck slab Repair
2. Fill gap between abutment and slopewall with CLSM
3. Plug deck drains within 10' of substructure units
4. Extend remaining deck drains

GENERAL NOTES

Plan dimensions and details relative to existing plans are subject to nominal construction variations. The Contractor shall field verify existing dimensions and details affecting new construction and make necessary approved adjustments prior to construction or ordering of materials. Such variations shall not be cause for additional compensation for a change in scope of the work, however, the Contractor will be paid for the quantity actually furnished at the unit price bid for the work.

TOTAL BILL OF MATERIAL

ITEM	UNIT	SUPER	SUB	TOTAL
DECK SLAB REPAIR, PARTIAL DEPTH	SQ YD	14.94		14.94
PLUG EXISTING DECK DRAINS	EACH	6.0		6.0
FLOOR DRAIN EXTENSIONS	EACH	2.0		2.0
CONTROL LOW-STRENGTH MATERIAL	CU YD		1.5	1.5
PROTECTIVE SHIELD	SQ. YD.	160		160

GENERAL PLAN & ELEVATION
T.R. 364 OVER FAI 80
STA. 1673+26.53
FAI RT.80 PROJECT I-80-2(12) 67
SECTION 06-7 HB BUREAU COUNTY

STATE OF ILLINOIS
RALPH E. ANDERSON
081-004625
SPRINGFIELD
LICENSED STRUCTURAL ENGINEER

Expires Nov. 30, 2010

**06-[7BR&BR-1,7VB-M,6BR&6,7 RS-1 & I]

FILE NAME = c:\pw_work\pwidot\braboypo\d0112640\d366908-sht-details.DGN	USER NAME = braboypo	DESIGNED - ___	REVISED - ___
		DRAWN - ___	REVISED - ___
	PLOT SCALE = 50.0638 ' / IN.	CHECKED - ___	REVISED - ___
	PLOT DATE = Sep 07, 2009 - 01:48:15 PM	DATE - _____	REVISED - ___

STATE OF ILLINOIS
DEPARTMENT OF TRANSPORTATION

BRIDGE REPAIR PLANS SN 006-0129

SCALE: _____ SHEET NO. __ OF ___ SHEETS STA. _____ TO STA. _____

F.A. RTE.	SECTION	COUNTY	TOTAL SHEETS	SHEET NO.
I-80	**	BUREAU	344	242
		CONTRACT NO. 66908		
		ILLINOIS FED. AID PROJECT		