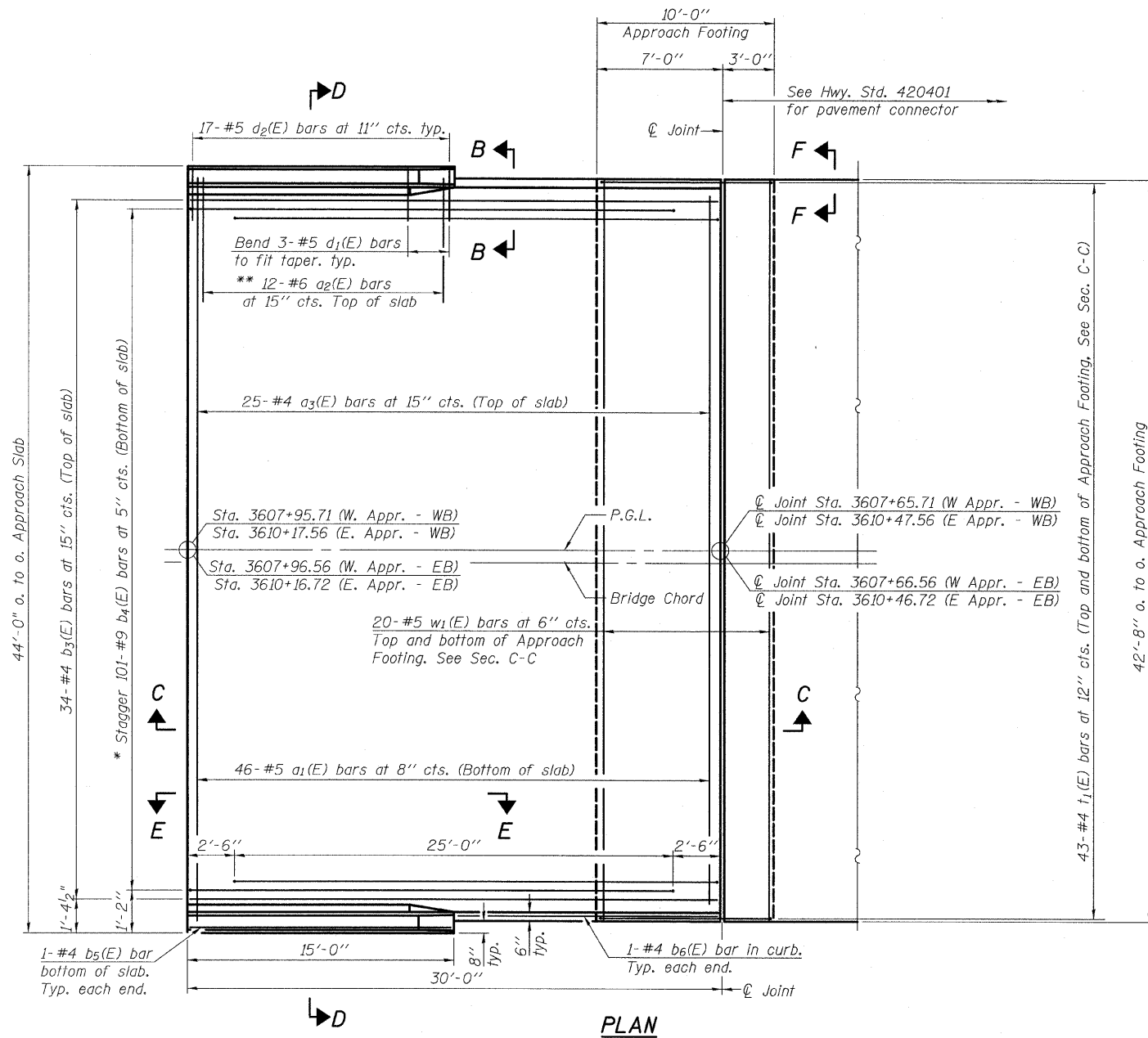
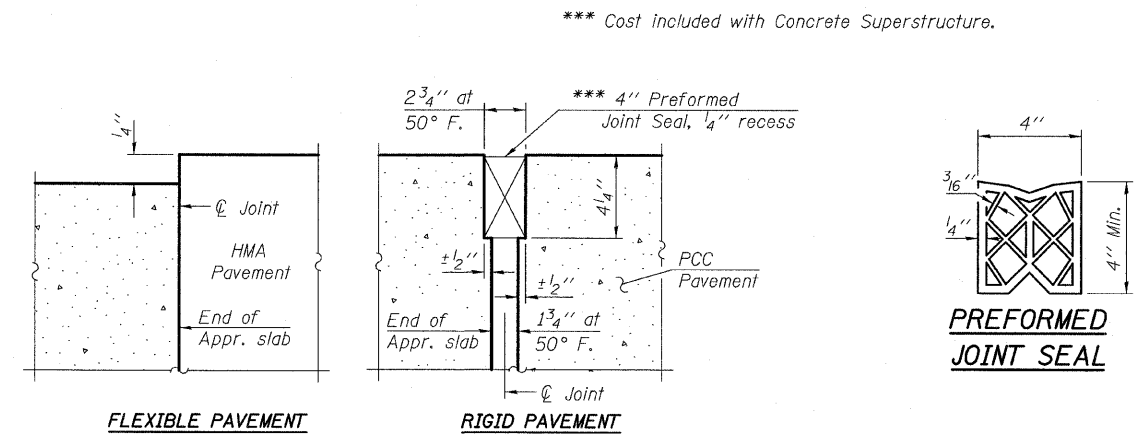


STATE OF ILLINOIS  
DEPARTMENT OF TRANSPORTATION

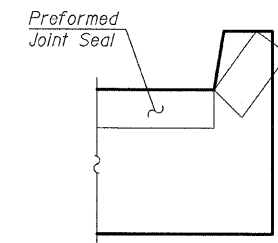
Notes:  
See sheet 17 of 39 for Sections C-C & D-D and View E-E.  
 $a_1(E)$ ,  $a_3(E)$ , and  $w_1(E)$  bar spacings measured perpendicular to  $\text{C} \text{ Rdwy.}$



\* Tilt #9  $b_4(E)$  bars as required to maintain clearance.  
\*\* Alternate with  $a(E)$  bars, typ. ea. parapet.

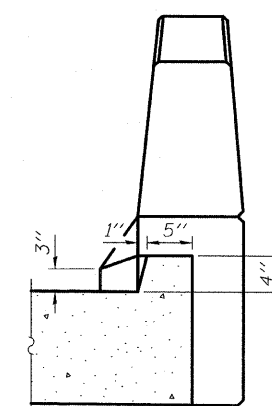


**DETAIL A**



**VIEW F-F**

Angle Preformed Joint Seal at 45° at curbs when req'd for drainage.



**VIEW B-B**

**BRIDGE APPROACH SLAB DETAILS  
(SHEET 1 OF 2)  
STRUCTURE NO. 006-0174 (EB)  
STRUCTURE NO. 006-0175 (WB)**

DESIGNED	IM
CHECKED	PDF
DRAWN	IM
CHECKED	PDF

SHEET NO. 16 39 SHEETS	F.A. RTE. 80	SECTION *	COUNTY BUREAU	TOTAL SHEETS 374	SHEET NO. 214
	CONTRACT NO. 66908				
FED. ROAD DIST. NO.		ILLINOIS FED. AID PROJECT			

TYLIN INTERNATIONAL