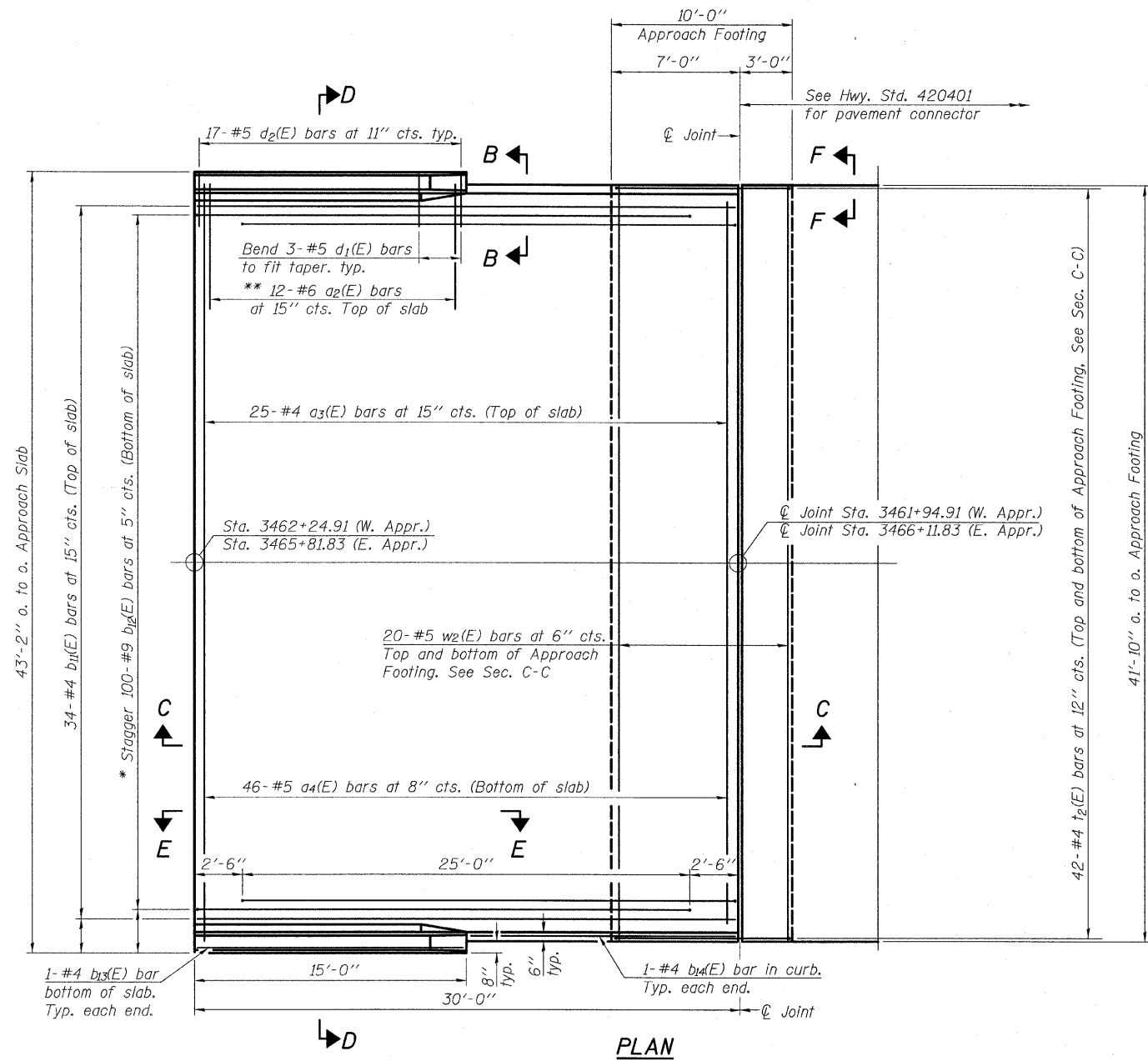
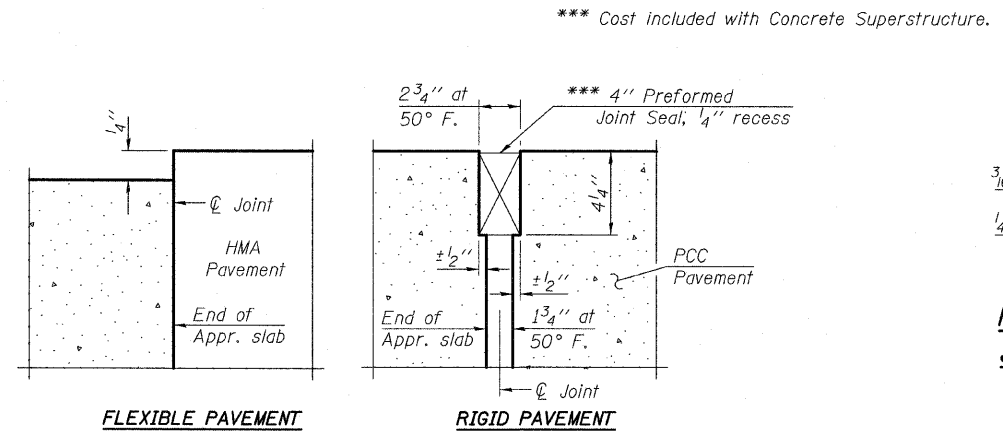


STATE OF ILLINOIS
DEPARTMENT OF TRANSPORTATION

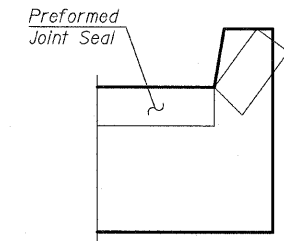
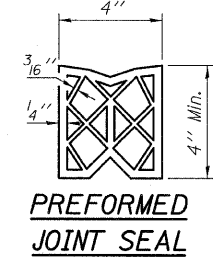
Notes:
See sheet 26 of 59 for Sections C-C & D-D and View E-E.
a(E), a₁(E), and w(E) bar spacings measured perpendicular to \varnothing Rdwy.



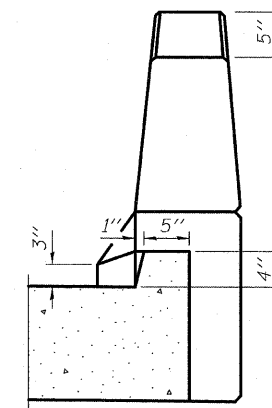
* Tilt #9 b₁₂(E) bars as required to maintain clearance.
** Alternate with a₃(E) bars, typ. ea. parapet.



DETAIL A



Angle Preformed Joint Seal at 45° at curbs when req'd for drainage.



DESIGNED - IM
CHECKED - PDF
DRAWN - IM
CHECKED - PDF

APPROACH SLAB DETAILS - I
STRUCTURE NO. 006-0171 WB

SHEET NO. 25	F.A. RTE.	SECTION	COUNTY	TOTAL SHEETS	SHEET NO.
	80	*	BUREAU	344	119
59 SHEETS	CONTRACT NO. 66908				
FED. ROAD DIST. NO.		ILLINOIS	FED. AID PROJECT		

TYLIN INTERNATIONAL