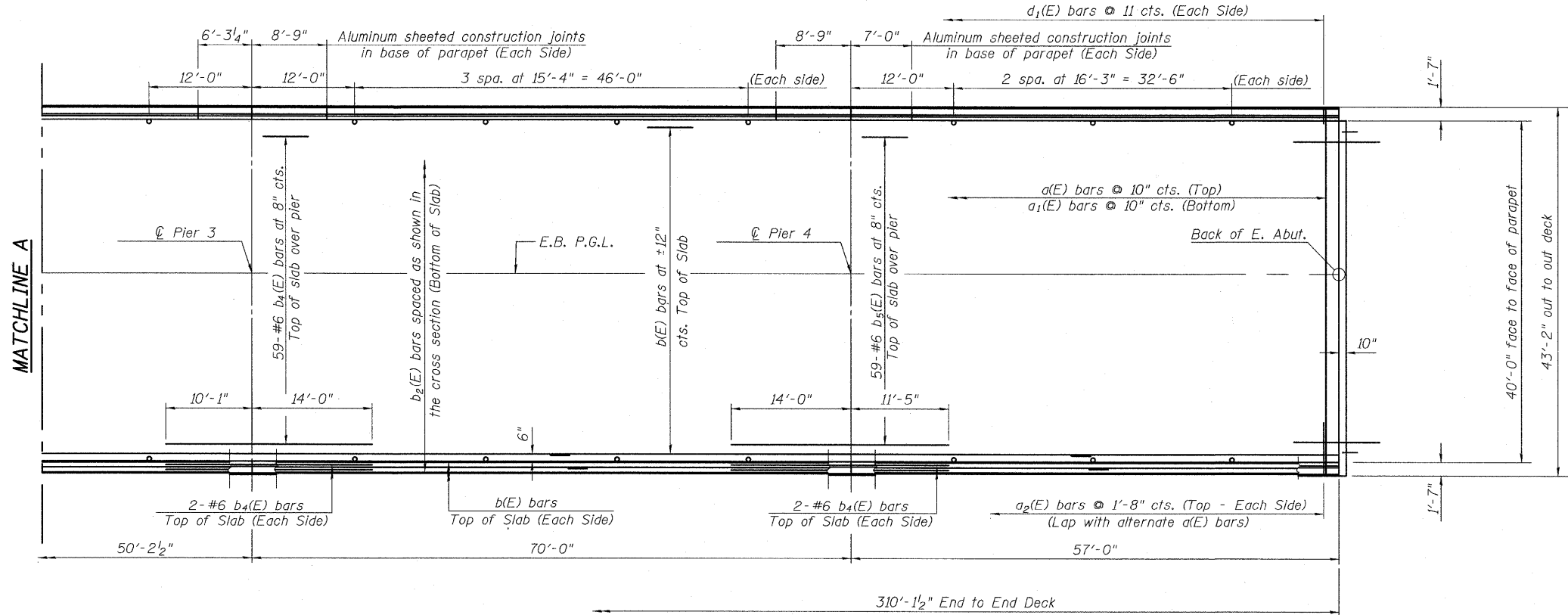
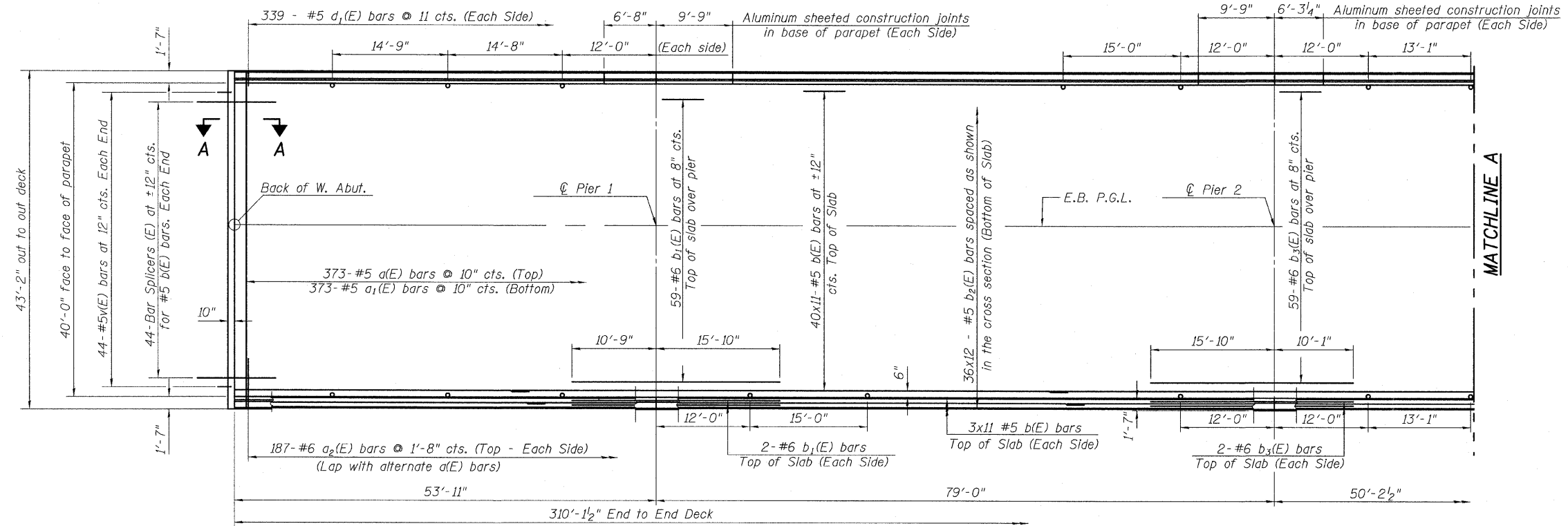
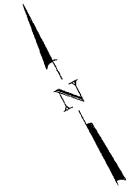


STATE OF ILLINOIS
DEPARTMENT OF TRANSPORTATION



NOTES

1. For Additional Superstructure Details, see Sheets 15 to 16.
2. For Bill of Material, see Sheet 15.
3. For Section A-A see Sheet 21.
4. Bars indicated thus: 20 x 3-#5 etc. indicates 20 lines of bars with 3 lengths per line.
5. For Bar Splicer Details, see Sheet 52.
6. For Parapet Reinforcement, see Sheet 16.

DESIGNED -	I.M.
CHECKED -	PDF
DRAWN -	I.M.
CHECKED -	PDF

MINIMUM BAR LAPS
#5 bar = 2'-2"
#6 bar = 2'-7"

PLAN - EASTBOUND BRIDGE

**SUPERSTRUCTURE
STRUCTURE NO. 006-0170 EB**

SHEET NO. 14 59 SHEETS	F.A. RTE.	SECTION	COUNTY	TOTAL SHEETS	SHEET NO.
	80	*	BUREAU	244	108
			CONTRACT NO. 66908		
FED. ROAD DIST. NO.		ILLINOIS FED. AID PROJECT			

TYLIN INTERNATIONAL