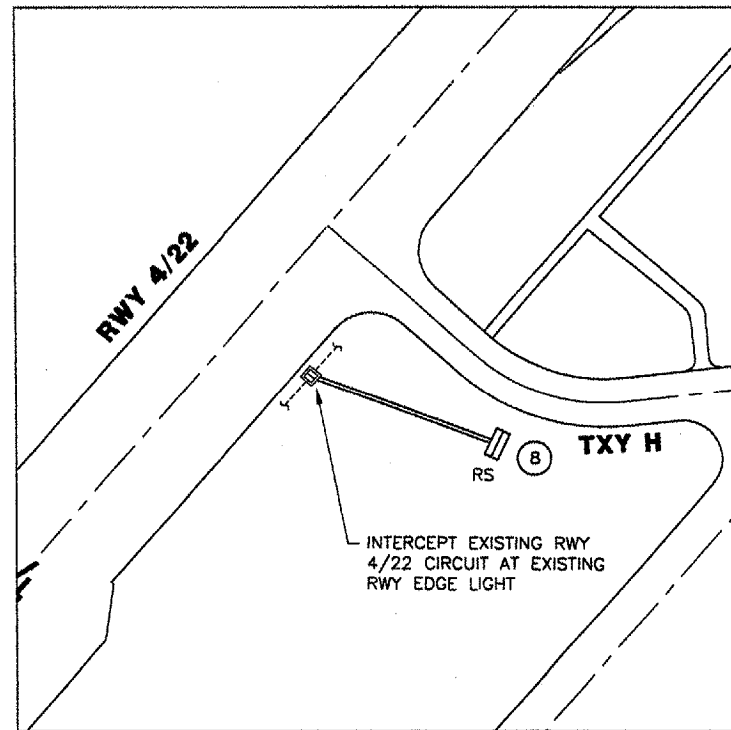
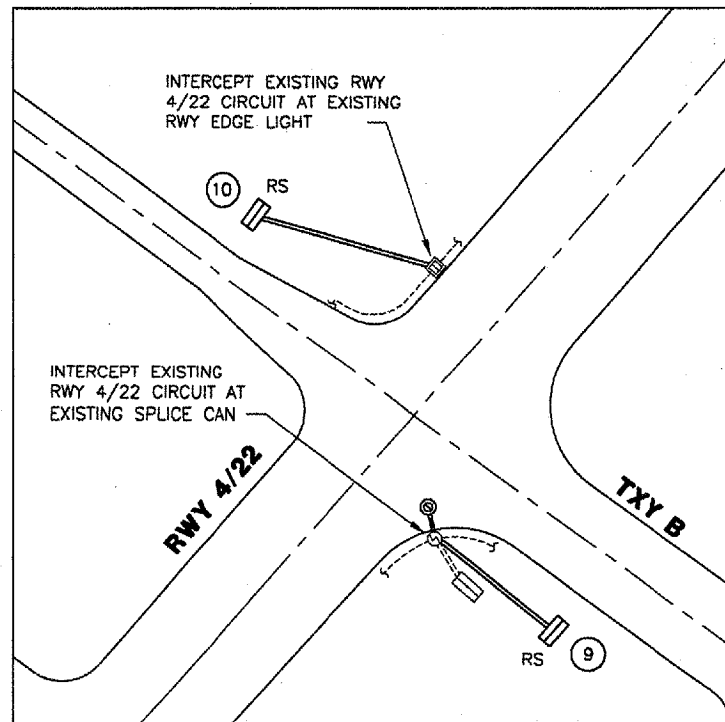


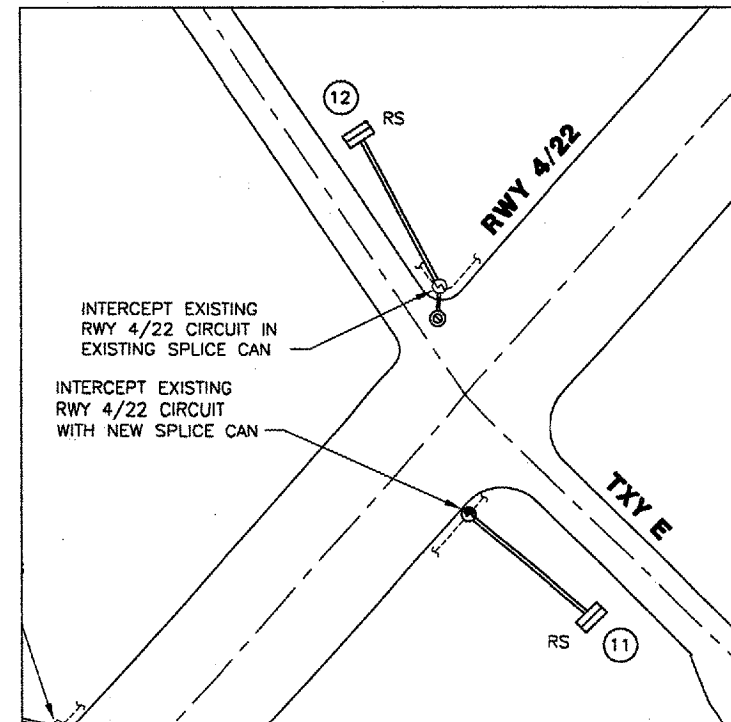
TXY A



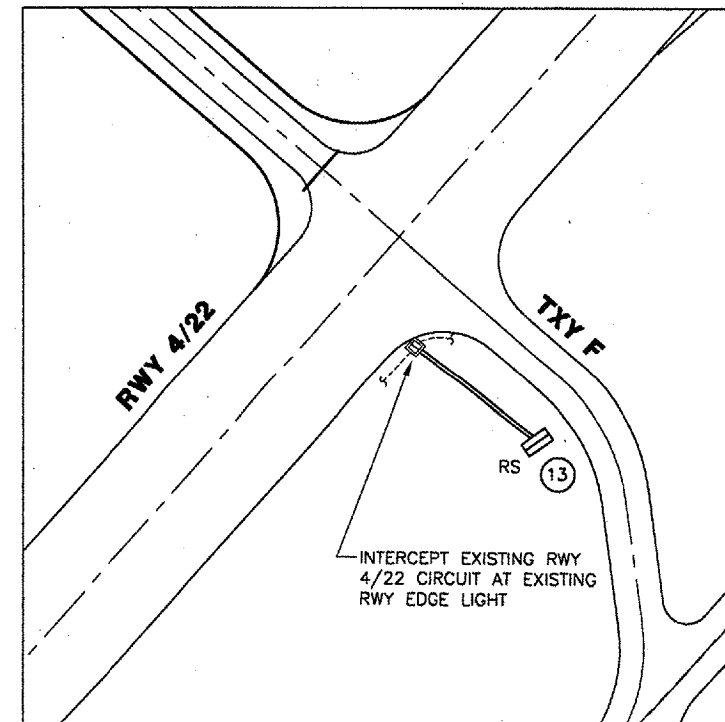
TXY H



TXY B



TXY E



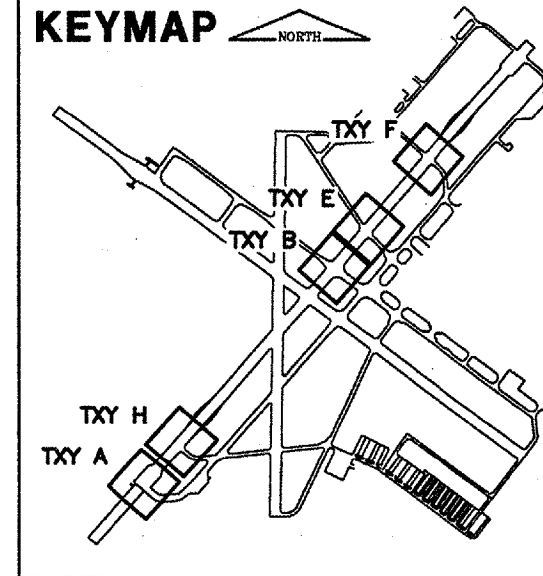
TXY F

LEGEND

- EXISTING RUNWAY EDGE LIGHT
- EXISTING IN-PAVEMENT LIGHT
- EXISTING SPLICE CAN
- NEW SPLICE CAN
- EXISTING GUIDANCE SIGN
- EXISTING RUNWAY CIRCUIT
- NEW 1/C #B 5KV CABLE IN UNIT DUCT
- RS REPLACE GUIDANCE SIGN

NOTES:

1. EXISTING SIGNS ARE LUMACURVE SIGNS.
2. SEE SIGNAGE SCHEDULE ON "AIRFIELD SIGNAGE DETAILS" SHEET.
3. THE WORK ON THIS SHEET SHALL TAKE PLACE DURING THE SCHEDULED RUNWAY CLOSURE AS SHOWN IN THE CONSTRUCTION ACTIVITY PLAN.



K:\Springfield\0703502_SPL_TXY_F\Draw\Sheets
 FILE: ELECPLAN02.dwg
 UPDATE BY: Dave Allen
 PLOT DATE: 8/3/2007 1:30 PM
 PROP-ELEC
 SPI-BASE
 surveytopo
 Capital_Base
 BASE_PROPGEO

REVISIONS

NUMBER	BY	DATE

0 1 2
 THIS BAR IS EQUAL TO 2"
 AT FULL SCALE (34X22).

SPRINGFIELD AIRPORT AUTHORITY
 ABRAHAM LINCOLN CAPITAL AIRPORT
 SPRINGFIELD, ILLINOIS

WIDEN TAXIWAY F
 LIGHTING PLAN 2

© Copyright CMT, Inc.
CMT
 CRAWFORD, MURPHY & TILLY, INC.
 CONSULTING ENGINEERS
 License No. 184-000813



DESIGN BY: RLV
 DRAWN BY: CMT
 CHECKED BY: *RLV*
 APPROVED BY: *RLV*
 DATE: AUGUST 07, 2007
 JOB No: 07035-02-00

IL PROJ. NO. SPI-3711
 AIP PROJ. NO. 3-17-0096-XX