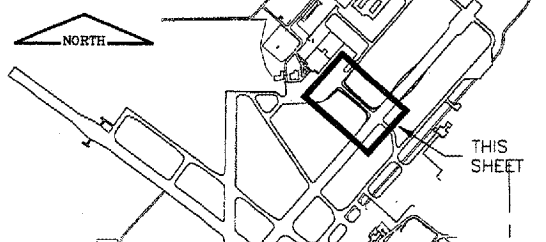


KEYMAP



LEGEND

- EXISTING STAKE MOUNTED TAXIWAY LIGHT
- ◻ EXISTING BASE MOUNTED RWY LIGHT
- ◻ NEW HIGH INTENSITY RWY EDGE LIGHT
- ◻ EXISTING BASE MOUNTED TXY LIGHT
- ◻ NEW BASE MOUNTED TXY LIGHT
- ◻ NEW SEMI-FLUSH RUNWAY EDGE LIGHT
- ◻ NEW AIRFIELD SIGN & NO.
- ⊕ EXIST. SPLICE CAN
- NEW SPLICE CAN
- R REMOVE
- EXIST. DUCT BANK
- ④ NEW DUCT BANK & #-WAY
- NEW TXY F CIRCUIT
- NEW RWY 4/22 CIRCUIT
- NEW SENSOR CABLE

NOTES:

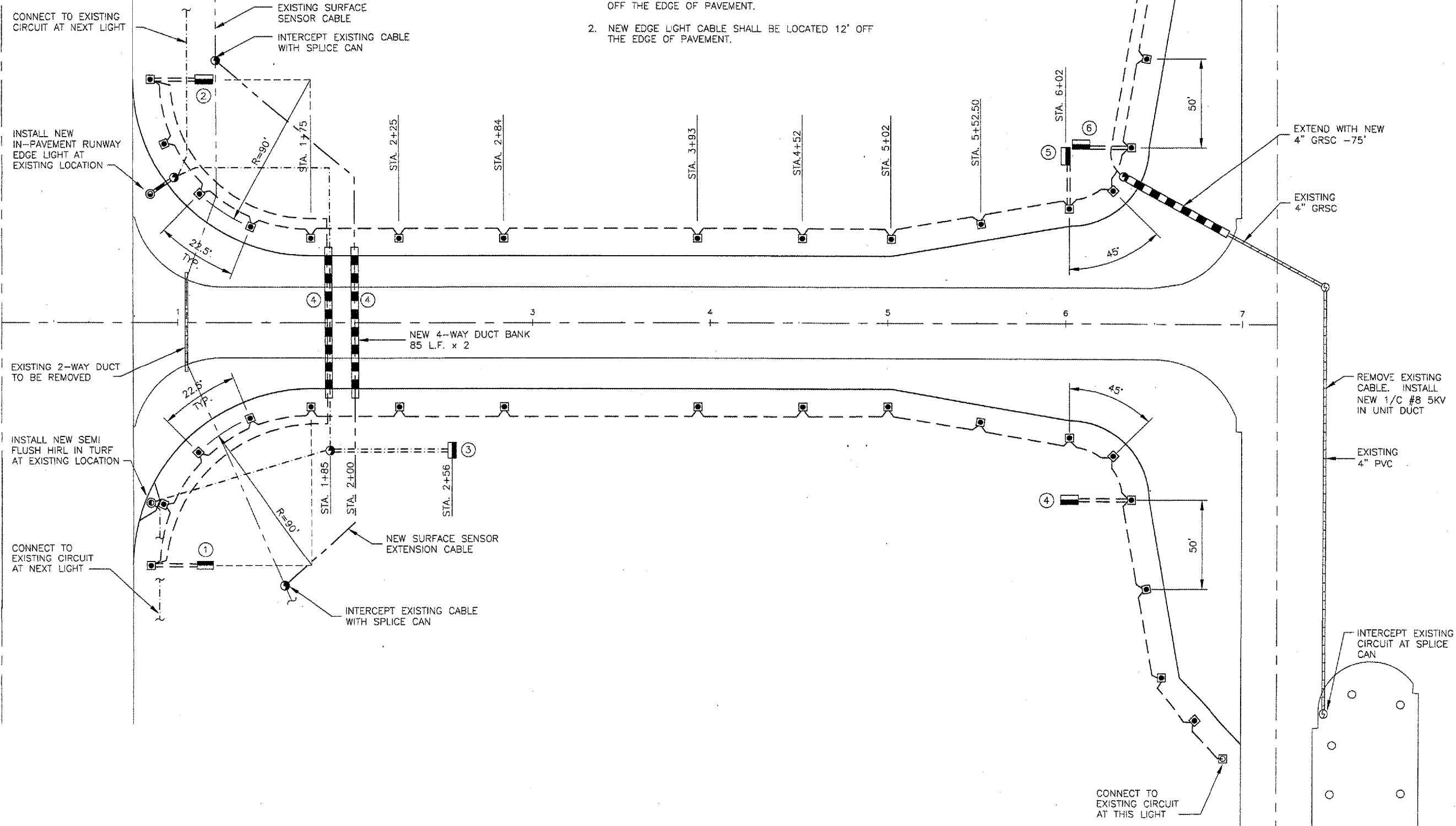
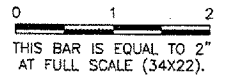
- NEW TAXIWAY EDGE LIGHTS SHALL BE LOCATED AT 10' OFF THE EDGE OF PAVEMENT.
- NEW EDGE LIGHT CABLE SHALL BE LOCATED 12' OFF THE EDGE OF PAVEMENT.

CA004 K:\Springfield\0703502_SPI_TXY_F\Draw\Sheets

FILE: ELECP_LAN.dwg
 UPDATE BY: Dove Allen
 PLOT DATE: 8/3/2007 1:26 PM
 KEY
 SPI_LOGO
 BASE_PROPGEO
 BASE_EXISTOPO
 BASE_PROPELEC

REVISIONS

NUMBER	BY	DATE



SPRINGFIELD AIRPORT AUTHORITY
ABRAHAM LINCOLN CAPITAL AIRPORT
SPRINGFIELD, ILLINOIS

WIDEN TAXIWAY F
LIGHTING PLAN 1

© Copyright CMT, Inc.
CMT
 CRAWFORD, MURPHY & TILLY, INC.
 CONSULTING ENGINEERS
 License No. 081-006613

DESIGN BY:	RLV
DRAWN BY:	CMT
CHECKED BY:	<i>RLV</i>
APPROVED BY:	<i>RLV</i>
DATE:	AUGUST 07, 2007
JOB No:	07035-02-00
IL PROJ. NO.	SPI-3711
AIP PROJ. NO.	3-17-0096-XX
SHEET 22 OF 31 SHEETS	