

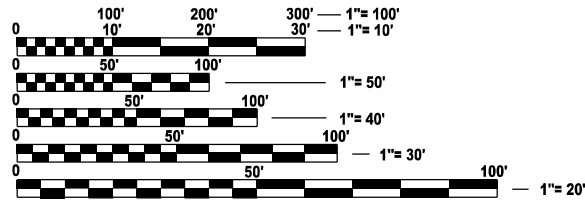
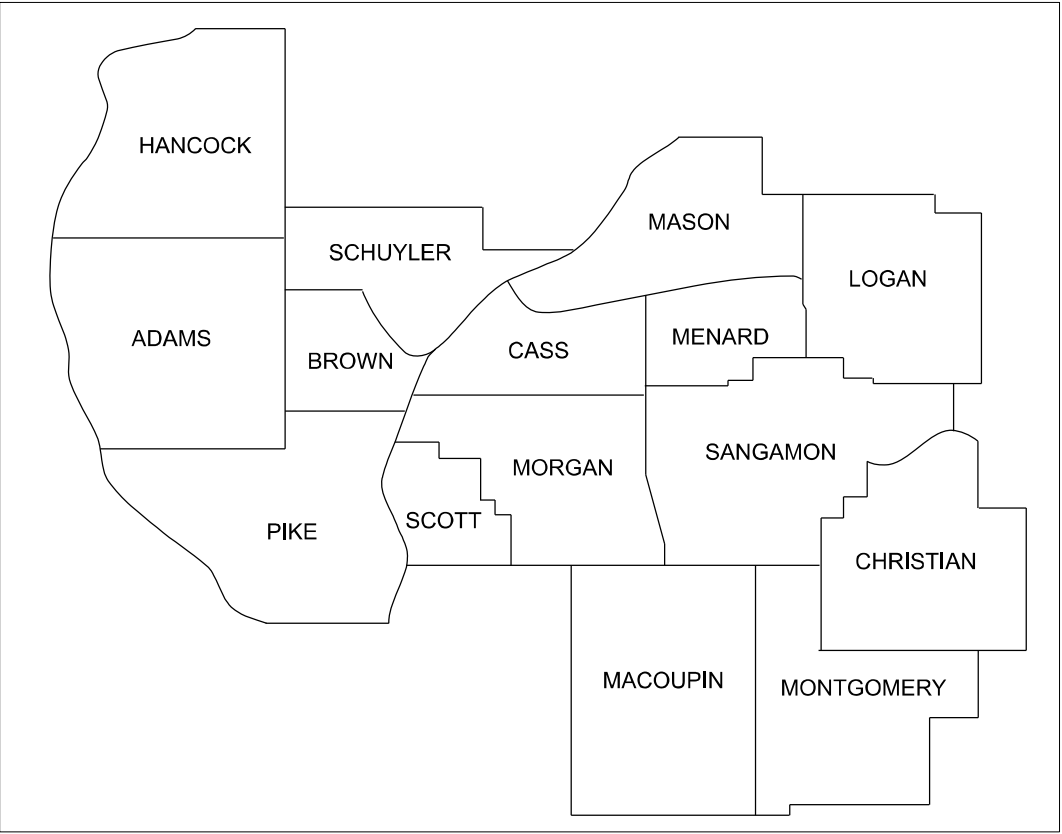
STATE OF ILLINOIS  
DEPARTMENT OF TRANSPORTATION

F.A.P RTE.	SECTION	COUNTY	TOTAL SHEETS	SHEET NO.
	D6 CABLE/GUARDRAIL 24	VARIOUS	6	1
		ILLINOIS	CONTRACT NO. 72788	

D-96-052-24



LOCATION OF SECTION INDICATED THUS: - [shaded box]



FULL SIZE PLANS HAVE BEEN PREPARED USING STANDARD  
ENGINEERING SCALES. REDUCED SIZED PLANS WILL NOT  
CONFORM TO STANDARD SCALES. IN MAKING MEASUREMENTS  
ON REDUCED PLANS, THE ABOVE SCALES MAY BE USED.

J.U.L.I.E.  
JOINT UTILITY LOCATION INFORMATION FOR EXCAVATION  
1-800-892-0123  
OR 811

PROJECT ENGINEER : JAY EDWARDS (217) 785-0597  
PROJECT MANAGER : JONATHAN COX (217) 782-1378

CONTRACT NO. 72788

STATE OF ILLINOIS  
DEPARTMENT OF TRANSPORTATION

SUBMITTED June 18, 2024

*[Signature]*  
REGIONAL ENGINEER

August 16, 2024  
*[Signature]*  
ENGINEER OF DESIGN AND ENVIRONMENT

August 16, 2024  
*[Signature]*  
DIRECTOR OF HIGHWAYS PROJECT IMPLEMENTATION

PRINTED BY THE AUTHORITY  
OF THE STATE OF ILLINOIS

MODEL: 72788 GENERAL NOTES [Sheet]  
FILE NAME: c:\pwworking\andrew.cisler@illinois.gov\090454\0672788-aitl-gennote.dgn

GENERAL NOTES

- 1 ALL DISTRIBUTED AREAS CAUSED BY THE CONTRACTOR'S OPERATIONS SHALL BE GRADED AND SEEDED WITH CLASS 2 ROADSIDE MIXTURE AND FERTILIZED AS STATED IN SECTION 250 OF THE STANDARD SPECIFICATIONS. COST SHALL BE CONSIDERED INCLUDED IN THE UNIT COST OF THE WORK BEING PERFORMED.
- 2 REMOVAL OF DAMAGED IMPACT ATTENUATORS SHALL BE INCLUDED IN THE COST OF THE IMPACT ATTENUATOR BEING INSTALLED.
- 3 REMOVAL AND DISPOSAL OF DAMAGED FENCE SHALL BE INCLUDED IN THE COST OF THE FENCE BEING INSTALLED.

STANDARDS

- 000001-08 STANDARD SYMBOLS, ABBREVIATIONS, AND PATTERNS
- 630101-11 STRONG POST GUARDRAIL ATTACHED TO CULVERT
- 630111-01 WEAK POST GUARDRAIL ATTACHED TO CULVERT
- 643001-02 SAND MODULE IMPACT ATTENUATORS
- 664001-02 CHAIN LINK FENCE
- 665001-02 WOVEN WIRE FENCE
- 701001-02 OFF-ROAD OPERATIONS, 2L, 2W, MORE THAN 15' AWAY
- 701006-05 OFF ROAD OPERATIONS, 2L, 2W, 15' TO 24" FROM PAVEMENT EDGE
- 701101-05 OFF ROAD OPERATIONS, MULTILANE, 15' TO 24" FROM PAVEMENT EDGE
- 701106-02 OFF ROAD OPERATIONS, MULTILANE, MORE THAN 15' AWAY
- 701201-05 LANE CLOSURE, 2L, 2W, DAY ONLY, FOR SPEEDS > 45 MPH
- 701301-04 LANE CLOSURE, 2L, 2W, SHORT TIME OPERATIONS
- 701400-12 APPROACH TO LANE CLOSURE, FREEWAY/EXPRESSWAY
- 701406-13 LANE CLOSURE, FREEWAY/EXPRESSWAY, DAY OPERATIONS ONLY
- 701411-09 LANE CLOSURE, MULTILANE, AT ENTRANCE OR EXIT RAMP, FOR SPEEDS > 45 MPH
- 701421-08 LANE CLOSURE, MULTILANE, DAY OPERATIONS ONLY, FOR SPEEDS > 45 MPH TO 55 MPH
- 701426-09 LANE CLOSURE, MULTILANE, INTERMITTENT OR MOVING OPERATION, FOR SPEEDS > 45 MPH
- 701427-05 LANE CLOSURE, MULTILANE, INTERMITTENT OR MOVING OPERATION, FOR SPEEDS < 40 MPH
- 701428-01 TRAFFIC CONTROL SET UP AND REMOVAL FREEWAY/EXPRESSWAY
- 701456-05 PARTIAL EXIT RAMP CLOSURE FREEWAY/EXPRESSWAY
- 701501-06 URBAN LANE CLOSURE, 2L, 2W, UNDIVIDED
- 701502-09 URBAN LANE CLOSURE, 2L, 2W, WITH BIDIRECTIONAL LEFT TURN LANE
- 701601-09 URBAN LANE CLOSURE, MULTILANE, 1W OR 2W WITH NONTRAVERSABLE MEDIAN
- 701602-10 URBAN LANE CLOSURE, MULTILANE, 2W WITH BIDIRECTIONAL LEFT TURN LANE
- 701606-10 URBAN SINGLE LANE CLOSURE, MULTILANE, 2W WITH MOUNTABLE MEDIAN
- 701701-10 URBAN LANE CLOSURE, MULTILANE INTERSECTION
- 701901-09 TRAFFIC CONTROL DEVICES
- 725001-01 OBJECT AND TERMINAL MARKERS
- 782006-01 GUARDRAIL AND BARRIER WALL REFLECTOR MOUNTING DETAILS
- 001006 DECIMAL OF AN INCH AND OF A FOOT
- 630001-13 STEEL PLATE BEAM GUARDRAIL
- 630301-09 SHOULDER WIDENING FOR TYPE 1 (SPECIAL) GUARDRAIL TERMINALS
- 631011-10 TRAFFIC BARRIER TERMINAL, TYPE 2
- 631026-06 TRAFFIC BARRIER TERMINAL, TYPE 5
- 631031-18 TRAFFIC BARRIER TERMINAL, TYPE 6
- 636001-02 CABLE ROAD GUARD SINGLE STRAND

INDEX OF SHEETS


- 1 COVER SHEET
- 2 INDEX OF SHEETS, LISTS OF STANDARDS, GENERAL NOTES AND COMMITMENTS
- 3-5 SUMMARY OF QUANTITIES (3)
- 6 CABLE GUARDRAIL MARKER DETAIL

STATE OF ILLINOIS  
DEPARTMENT OF TRANSPORTATION  
DIVISION OF HIGHWAYS  
DISTRICT 6

EXAMINED

Apri l23

20 24




ENGINEER OF OPERATIONS

EXAMINED

Apri l24

20 24




ENGINEER OF PROJECT IMPLEMENTATION

EXAMINED

Apri l29

20 24



ENGINEER OF PROGRAM DEVELOPMENT

REV - MS

	USER NAME = andrew.cisler	DESIGNED -	REVISED -	STATE OF ILLINOIS DEPARTMENT OF TRANSPORTATION	GENERAL NOTES				F.A.P RTE.	SECTION	COUNTY	TOTAL SHEETS	SHEET NO.	
		DRAWN -	REVISED -							D6 CABLE/GUARDRAIL 24	VARIOUS	6	2	
		CHECKED -	REVISED -											
	PLOT DATE = 5/16/2024	DATE -	REVISED -		SCALE:	SHEET 1	OF 1	SHEETS	STA.	TO STA.	CONTRACT NO. 72788			
											ILLINOIS	FED. AID PROJECT		

MODEL: 72788 SOQ [Sheet]  
FILE NAME: c:\pw\_workspace\andrew.cisler@illinois.gov\009045\ID672788-shl-SOQ.dgn

				0-01894-6001	6-00664-9975
				100% STATE	100% MCHD
CODE NO.	ITEM	UNIT	TOTAL QUANTITY	ROADWAY	ROADWAY
				0004	0004
				RURAL	RURAL
63000001	STEEL PLATE BEAM GUARDRAIL, TYPE A, 6 FOOT POSTS	FOOT	2150	650	1500
63000003	STEEL PLATE BEAM GUARDRAIL, TYPE A, 9 FOOT POSTS	FOOT	175	50	125
63000030	STRONG POST GUARDRAIL ATTACHED TO CULVERT	FOOT	50	50	
63100045	TRAFFIC BARRIER TERMINAL, TYPE 2	EACH	12	10	2
63100070	TRAFFIC BARRIER TERMINAL, TYPE 5	EACH	12	10	2
63100085	TRAFFIC BARRIER TERMINAL, TYPE 6	EACH	12	10	2
63100167	TRAFFIC BARRIER TERMINAL, TYPE 1 (SPECIAL) TANGENT	EACH	40	15	25
63100169	TRAFFIC BARRIER TERMINAL, TYPE 1 (SPECIAL) FLARED	EACH	5	5	
63200310	GUARDRAIL REMOVAL	FOOT	2750	750	2000
64300450	IMPACT ATTENUATORS (NON-REDIRECTIVE), TEST LEVEL 3	EACH	1	1	
64401300	HIGH TENSION CABLE MEDIAN BARRIER TERMINALS	EACH	2	1	1
66400105	CHAIN LINK FENCE, 4'	FOOT	100	50	50
66500105	WOVEN WIRE FENCE, 4'	FOOT	1150	300	850
67100100	MOBILIZATION	L SUM	1	0.3	0.7

REV - MS

USER NAME = andrew.cisler	DESIGNED -	REVISED -	STATE OF ILLINOIS DEPARTMENT OF TRANSPORTATION	SUMMARY OF QUANTITIES			F.A.P RTE.	SECTION	COUNTY	TOTAL SHEETS	SHEET NO.
	DRAWN -	REVISED -						D6 CABLE/GUARDRAIL 24	VARIOUS	6	3
	CHECKED -	REVISED -		SCALE:			CONTRACT NO. 72788				
	DATE = 4/18/2024	DATE -	REVISED -	SHEET 1 OF 3 SHEETS			ILLINOIS   FED. AID PROJECT				

MODEL: 72788 SOQ-1 [Sheet]  
FILE NAME: c:\pw\_workspace\andrew.cisler@illinois.gov\0090454\ID672788-shl-SOQ.dgn

				0-01894-6001	6-00664-9975
				100% STATE	100% MCHD
				ROADWAY	ROADWAY
				0004	0004
				RURAL	RURAL
70100420	TRAFFIC CONTROL AND PROTECTION, STANDARD 701411	EACH	7	6	1
72501000	TERMINAL MARKER - DIRECT APPLIED	EACH	45	25	20
78200005	GUARDRAIL REFLECTORS, TYPE A	EACH	100	50	50
X6300155	STEEL PLATE BEAM GUARDRAIL, ATTACHED TO STRUCTURES (SPECIAL)	FOOT	90	40	50
X6310302	REPAIR TRAFFIC BARRIER TERMINAL, TYPE 1 SPECIAL (TANGENT)	EACH	85	50	35
X6310304	REPAIR TRAFFIC BARRIER TERMINAL, TYPE 1 SPECIAL (FLARED)	EACH	4	3	1
X6310316	REPAIR TRAFFIC BARRIER TERMINAL, TYPE 2	EACH	6	5	1
X6310326	REPAIR TRAFFIC BARRIER TERMINAL, TYPE 5	EACH	4	3	1
X6310330	REPAIR TRAFFIC BARRIER TERMINAL, TYPE 6	EACH	6	5	1
X6330801	GUARDRAIL POST REPAIR	EACH	50	50	
X6431220	REMOVE AND REPLACE IMPACT ATTENUATOR SAND MODULE	EACH	105	30	75
X6440130	REPAIR HIGH TENSION CABLE (GIBALTAR)	FOOT	25	10	15
X6440131	REPAIR HIGH TENSION BARRIER TERMINAL (GIBALTAR)	EACH	10	5	5
X6440133	REPAIR POSTS (GIBALTAR)	EACH	280	30	250

REV - MS

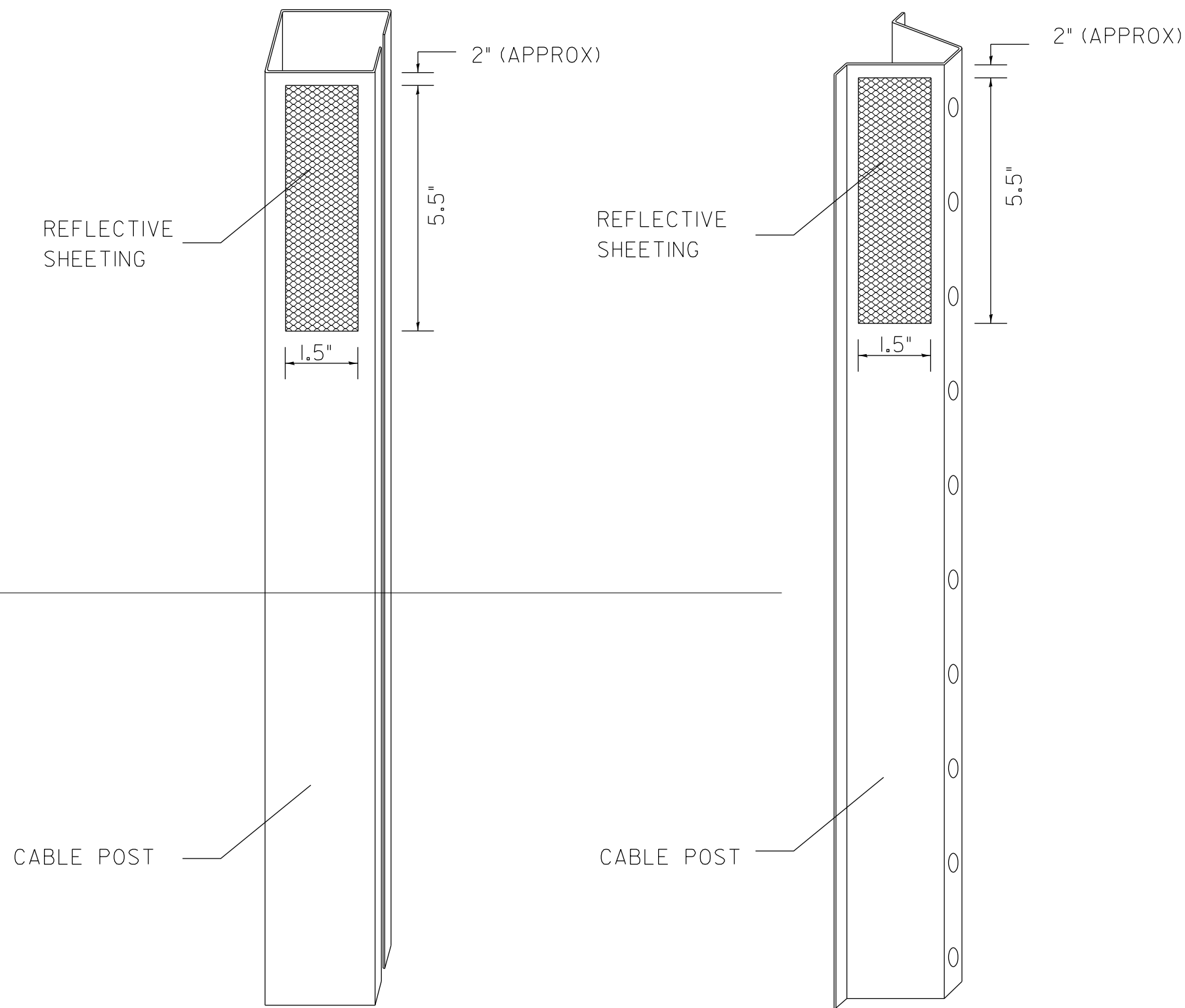
USER NAME = andrew.cisler	DESIGNED -	REVISED -	STATE OF ILLINOIS DEPARTMENT OF TRANSPORTATION	SUMMARY OF QUANTITIES			F.A.P RTE.	SECTION	COUNTY	TOTAL SHEETS	SHEET NO.
	DRAWN -	REVISED -						D6 CABLE/GUARDRAIL 24	VARIOUS	6	4
	CHECKED -	REVISED -		SCALE:			CONTRACT NO. 72788				
	PLOT DATE = 4/18/2024	DATE -	REVISED -	SHEET 2 OF 3 SHEETS			ILLINOIS   FED. AID PROJECT				

MODEL: 72788 SOQ-2 [Sheet]  
FILE NAME: c:\pw\work\pww\andrew.cisler@illinois.gov\0090454\0672788-shl-SOQ.dgn

				0-01894-6001	6-00664-9975
				100% STATE	100% MCHD
				ROADWAY	ROADWAY
				0004	0004
				RURAL	RURAL
CODE NO.	ITEM	UNIT	TOTAL QUANTITY		
X6440134	REMOVE AND REPLACE POSTS (GIBRALTAR)	EACH	220	40	180
X6440140	REPAIR HIGH TENSION CABLE (NU-CABLE)	FOOT	25	10	15
X6440141	REPAIR HIGH TENSION BARRIER TERMINAL (NU-CABLE)	EACH	5	3	2
X6440143	REPAIR POSTS (NU-CABLE)	EACH	25	10	15
X6440144	REMOVE AND REPLACE POSTS (NU-CABLE)	EACH	500	200	300
X7011834	TRAFFIC CONTROL AND PROTECTION, CALL OUT WORK	EACH	105	40	65
X7011836	TRAFFIC CONTROL AND PROTECTION, FREEWAY/EXPRESSWAY, CALL OUT WORK	EACH	85	20	65
X7250002	CABLE GUARD MARKER	EACH	250	150	100
Z0008759	CALL OUT	EACH	60	10	50
Z0008760	EMERGENCY WORK CALL OUT	EACH	60	10	50
Z0052000	REPAIR STEEL PLATE BEAM GUARDRAIL, TYPE A	FOOT	1825	1025	800

REV - MS

USER NAME = andrew.cisler	DESIGNED -	REVISED -	STATE OF ILLINOIS DEPARTMENT OF TRANSPORTATION	SUMMARY OF QUANTITIES			F.A.P RTE.	SECTION	COUNTY	TOTAL SHEETS	SHEET NO.
	DRAWN -	REVISED -						D6 CABLE/GUARDRAIL 24	VARIOUS	6	5
	CHECKED -	REVISED -		SCALE:			CONTRACT NO. 72788				
	DATE = 4/18/2024	DATE -	REVISED -	SHEET 3 OF 3 SHEETS			ILLINOIS   FED. AID PROJECT				



NOTES:

MATERIAL: THE MATERIAL SHALL BE IN ACCORDANCE WITH SECTION 1090 AND 1091 OF THE STANDARD SPECIFICATIONS.

CONSTRUCTION REQUIREMENTS: THE REFLECTIVE SHEETING SHALL BE INSTALLED DIRECTLY ON THE CABLE POSTS. THE REFLECTIVE SHEETING SHALL BE INSTALLED AS SHOWN IN THE PLANS, ON EVERY OTHER POST (IN ORDER TO PROVIDE A SPACING OF 40'). THE SURFACE OF THE POST SHALL BE CLEANED OF ALL CONTAMINANTS PRIOR TO THE INSTALLATION OF THE REFLECTIVE SHEETING. THE SURFACE SHALL BE CLEANED USING A 5-8 PERCENT PHOSPHORIC ACID SOLUTION AND RINSED WITH CLEAN WATER OR AS RECOMMENDED BY THE MANUFACTURER OF THE REFLECTIVE SHEETING AND AS APPROVED BY THE ENGINEER.

BASIS OF PAYMENT: THIS WORK WILL BE PAID FOR AT THE CONTRACT UNIT PRICE EACH FOR CABLE GUARD MARKER.

MODEL: 72788 Detail [Sheet]  
FILE NAME: c:\p\work\pwtol\andrew.cisler@illinois.gov\0090454\0672788-shl-details.dgn

	USER NAME = andrew.cisler	DESIGNED -	REVISED -	STATE OF ILLINOIS DEPARTMENT OF TRANSPORTATION	CABLE GUARD MARKER DETAIL			F.A.P RTE.	SECTION	COUNTY	TOTAL SHEETS	SHEET NO.
		DRAWN -	REVISED -						D6 CABLE/GUARDRAIL 24	VARIOUS	6	6
		CHECKED -	REVISED -					CONTRACT NO. 72788				
	PLOT DATE = 4/18/2024	DATE -	REVISED -		SCALE:	SHEET 1	OF 1	SHEETS	STA.	TO STA.	ILLINOIS FED. AID PROJECT	