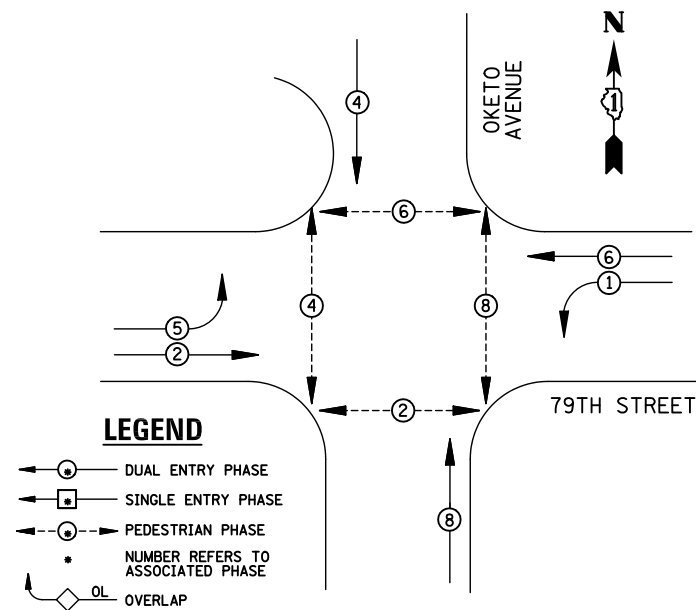
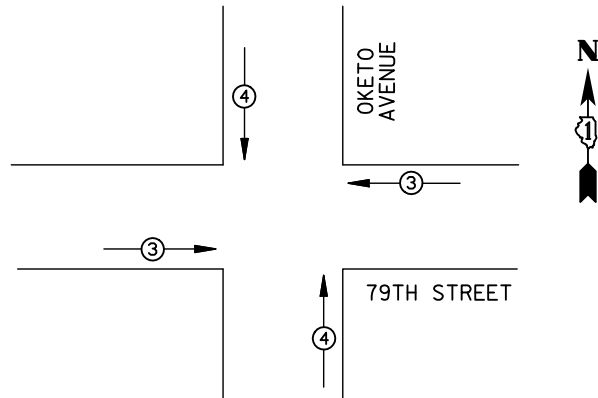


EXISTING CONTROLLER SEQUENCE



EXISTING PHASE DESIGNATION DIAGRAM



EMERGENCY VEHICLE PREEMPTORS		
EMERGENCY VEHICLE PREEMPTOR	3	4
MOVEMENT	←→	↑↓

EXISTING EMERGENCY VEHICLE PREEMPTION SEQUENCE

REMOVAL OF EXISTING TRAFFIC SIGNAL EQUIPMENT

THE FOLLOWING ITEMS SHALL BE REMOVED BY THE CONTRACTOR AND SHALL BE DISPOSED OF BY THEM OUTSIDE THE RIGHT-OF-WAY AT THEIR EXPENSE. THE SALVAGE VALUE OF THE REMOVED EQUIPMENT SHALL BE REFLECTED IN THE CONTRACT BID PRICE.

- 10 EACH SIGNAL HEAD, 3-SECTION
- 4 EACH SIGNAL HEAD, 5-SECTION
- 6 EACH TRAFFIC SIGNAL BACKPLATE
- 8 EACH PEDESTRIAN SIGNAL HEAD
- 7 EACH PEDESTRIAN PUSH-BUTTON

SCHEDULE OF QUANTITIES

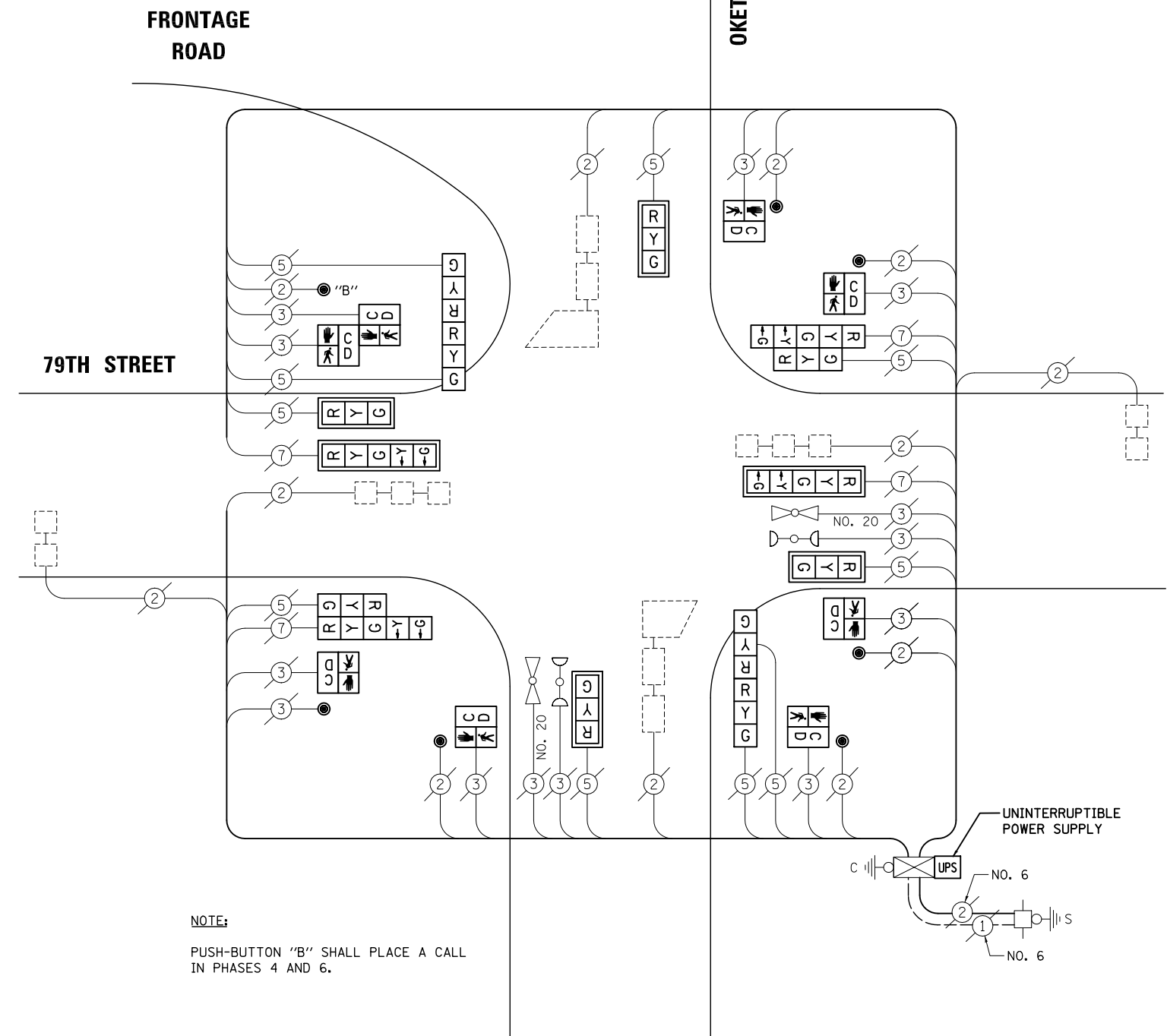
ITEM	UNIT	QUANTITY
MAINTENANCE OF EXISTING TRAFFIC SIGNAL INSTALLATION	EACH	1
SIGNAL HEAD, LED, 1-FACE, 3-SECTION, MAST-ARM MOUNTED	EACH	4
SIGNAL HEAD, LED, 1-FACE, 5-SECTION, MAST-ARM MOUNTED	EACH	2
SIGNAL HEAD, LED, 2-FACE, 3-SECTION, BRACKET MOUNTED	EACH	2
SIGNAL HEAD, LED, 2-FACE, 1-3 SECTION, 1-5 SECTION, BRACKET MOUNTED	EACH	2
PEDESTRIAN SIGNAL HEAD, LED, 1-FACE, BRACKET MOUNTED WITH COUNTDOWN TIMER	EACH	6
PEDESTRIAN SIGNAL HEAD, LED, 2-FACE, BRACKET MOUNTED WITH COUNTDOWN TIMER	EACH	1
TRAFFIC SIGNAL BACKPLATE, LOUVERED, ALUMINUM	EACH	6
MODIFY EXISTING CONTROLLER CABINET	EACH	1
REMOVE EXISTING TRAFFIC SIGNAL EQUIPMENT	EACH	1
UNINTERRUPTABLE POWER SUPPLY, SPECIAL	EACH	1
PEDESTRIAN PUSH-BUTTON, NON-LATCHING	EACH	7

I.D.O.T TRAFFIC SIGNAL INSTALLATION ELECTRICAL SERVICE REQUIREMENTS					TOTAL WATTAGE
TYPE	NO. LAMPS	WATTAGE INCAND.	LED	%OPERATION	
SIGNAL (RED)	14	135	17	0.50	119
(YELLOW)	14	135	25	0.25	87.5
(GREEN)	14	135	15	0.25	52.5
ARROW	8	135	12	0.10	9.6
PED. SIGNAL	8	90	25	1.00	200
CONTROLLER	1	100	100	1.00	100
ILLUM. SIGN		84	100	0.50	
FLASHER		135	25	0.50	
ENERGY COSTS TO: ILLINOIS DEPARTMENT OF TRANSPORTATION 201 WEST CENTER COURT SCHAUMBURG, IL 60196-1096					TOTAL = 568.6
ENERGY SUPPLY CONTACT: X					
PHONE: X					
COMPANY: X					

DESIGNED - BPT	REVISED -
DRAWN - JGC/RDS	REVISED -
CHECKED - BPT	REVISED -
DATE - XX-XX-13	REVISED -

STATE OF ILLINOIS DEPARTMENT OF TRANSPORTATION

NOTE: PUSH-BUTTON "B" SHALL PLACE A CALL IN PHASES 4 AND 6.



CABLE PLAN

NOTE: THE TRAFFIC SIGNAL CONTROL EQUIPMENT FOR THIS PROJECT SHALL BE "ECONOLITE" TO MATCH THE EXISTING ADJACENT SYSTEM.

PREPARED BY: **CEMCON, Ltd.**
 Consulting Engineers, Land Surveyors & Planners
 2280 White Oak Circle, Suite 100
 Aurora, Illinois 60504-9675
 Ph: 630.862.2100 Fax: 630.862.2199
 E-Mail: cadd@cemcon.com Website: www.cemcon.com

F.A.P. RTE.	SECTION	COUNTY	TOTAL SHEETS	SHEET NO.
VAR.	2013-035TS	COOK	93	17
CONTRACT NO. 60W81				
FED. ROAD DIST. NO. ILLINOIS FED. AID PROJECT				

SCHEDULE OF QUANTITIES, CABLE PLAN, PHASE DESIGNATION DIAGRAM AND EMERGENCY VEHICLE PREEMPTION 79TH STREET AT OKETO AVENUE				
SCALE: N.T.S.	SHEET NO.	OF SHEETS	STA.	TO STA.

TSC# 0647
 TS# 12755
 BRIDGEVIEW