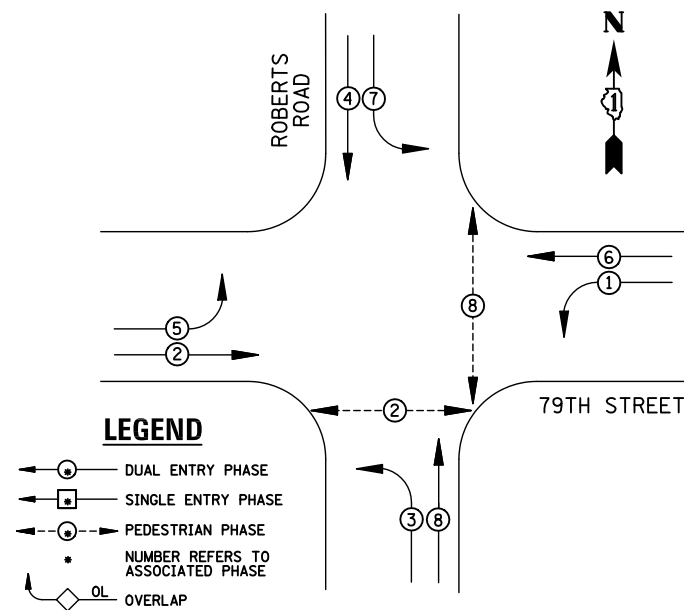
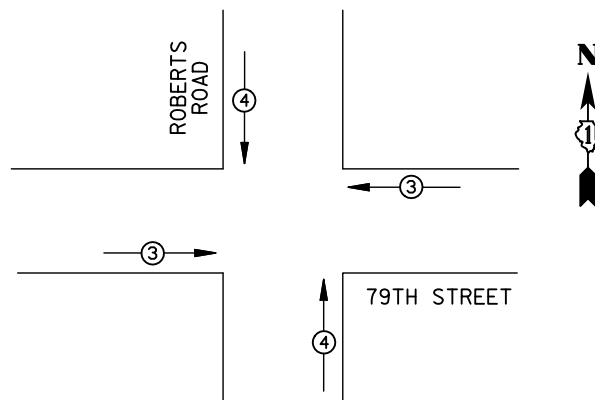


**EXISTING CONTROLLER SEQUENCE**



**EXISTING PHASE DESIGNATION DIAGRAM**



EMERGENCY VEHICLE PREEMPTORS			
EMERGENCY VEHICLE PREEMPTOR	3	4	
MOVEMENT	←→	↑↓	

**EXISTING EMERGENCY VEHICLE PREEMPTION SEQUENCE**

**REMOVAL OF EXISTING TRAFFIC SIGNAL EQUIPMENT**

THE FOLLOWING ITEMS SHALL BE REMOVED BY THE CONTRACTOR AND SHALL BE DISPOSED OF BY THEM OUTSIDE THE RIGHT-OF-WAY AT THEIR EXPENSE. THE SALVAGE VALUE OF THE REMOVED EQUIPMENT SHALL BE REFLECTED IN THE CONTRACT BID PRICE.

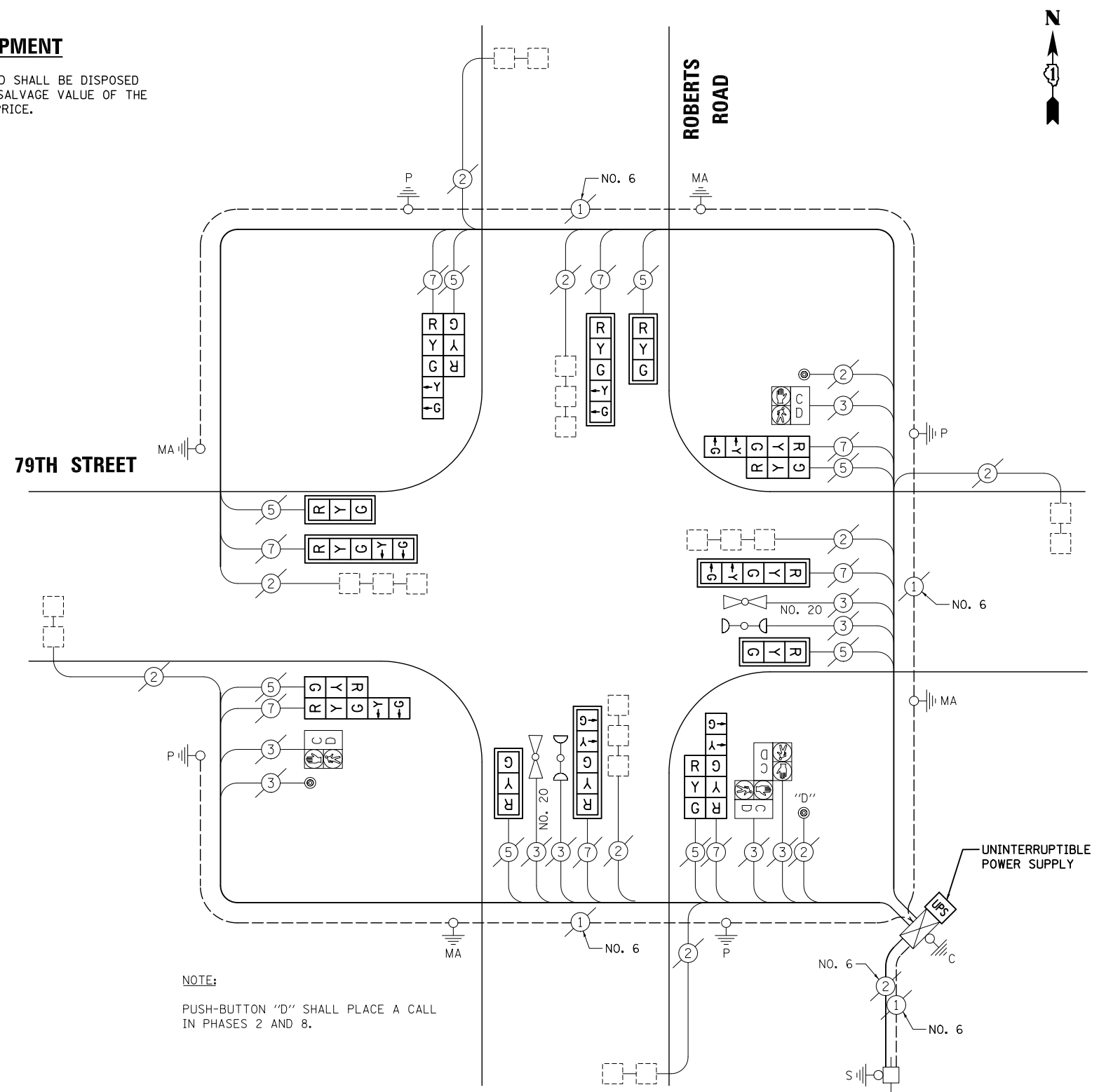
- 8 EACH SIGNAL HEAD, 3-SECTION
- 8 EACH SIGNAL HEAD, 5-SECTION
- 8 EACH TRAFFIC SIGNAL BACKPLATE

**SCHEDULE OF QUANTITIES**

**ITEM**

- MAINTENANCE OF EXISTING TRAFFIC SIGNAL INSTALLATION
- SIGNAL HEAD, LED, 1-FACE, 3-SECTION, MAST-ARM MOUNTED
- SIGNAL HEAD, LED, 1-FACE, 5-SECTION, MAST-ARM MOUNTED
- SIGNAL HEAD, LED, 2-FACE, 1-3 SECTION, 1-5 SECTION, BRACKET MOUNTED
- TRAFFIC SIGNAL BACKPLATE, LOUVERED, ALUMINUM
- MODIFY EXISTING CONTROLLER CABINET
- REMOVE EXISTING TRAFFIC SIGNAL EQUIPMENT
- UNINTERRUPTIBLE POWER SUPPLY, SPECIAL

- | UNIT | QUANTITY |
|------|----------|
| EACH | 1        |
| EACH | 4        |
| EACH | 4        |
| EACH | 4        |
| EACH | 8        |
| EACH | 1        |
| EACH | 1        |
| EACH | 1        |



**CABLE PLAN**

NOTE:  
THE TRAFFIC SIGNAL CONTROL EQUIPMENT FOR THIS PROJECT SHALL BE "ECONOLITE" TO MATCH THE EXISTING ADJACENT SYSTEM.

I.D.O.T TRAFFIC SIGNAL INSTALLATION ELECTRICAL SERVICE REQUIREMENTS					TOTAL WATTAGE
TYPE	NO. LAMPS	WATTAGE INCAND.	LED	%OPERATION	
SIGNAL (RED)	16	135	17	0.50	136
(YELLOW)	16	135	25	0.25	100
(GREEN)	16	135	15	0.25	60
ARROW	16	135	12	0.10	19.2
PED. SIGNAL	4	90	25	1.00	100
CONTROLLER	1	100	100	1.00	100
ILLUM. SIGN		84			
FLASHER		135	25	0.50	
ENERGY COSTS TO: ILLINOIS DEPARTMENT OF TRANSPORTATION 201 WEST CENTER COURT SCHAUMBURG, IL 60196-1096					TOTAL = 515.2
ENERGY SUPPLY	CONTACT: X				
	PHONE: X				
	COMPANY: X				

DESIGNED - BPT	REVISED -
DRAWN - JGC/RDS	REVISED -
CHECKED - BPT	REVISED -
DATE - XX-XX-13	REVISED -

STATE OF ILLINOIS  
DEPARTMENT OF TRANSPORTATION

SCHEDULE OF QUANTITIES, CABLE PLAN,  
PHASE DESIGNATION DIAGRAM AND EMERGENCY VEHICLE PREEMPTION  
79TH STREET AT ROBERTS ROAD

SCALE: N.T.S. SHEET NO. OF SHEETS STA. TO STA.

PREPARED BY:  
**CEMCON, Ltd.**  
Consulting Engineers, Land Surveyors & Planners  
2280 White Oak Circle, Suite 100  
Aurora, Illinois 60504-9675  
Ph: 630.862.2100 Fax: 630.862.2199  
E-Mail: cadd@cemcon.com Website: www.cemcon.com

F.A.P. RTE.	SECTION	COUNTY	TOTAL SHEETS	SHEET NO.
VAR.	2013-035TS	COOK	93	15

CONTRACT NO. 60W81  
FED. ROAD DIST. NO. ILLINOIS FED. AID PROJECT

TS# 3890  
BRIDGEVIEW