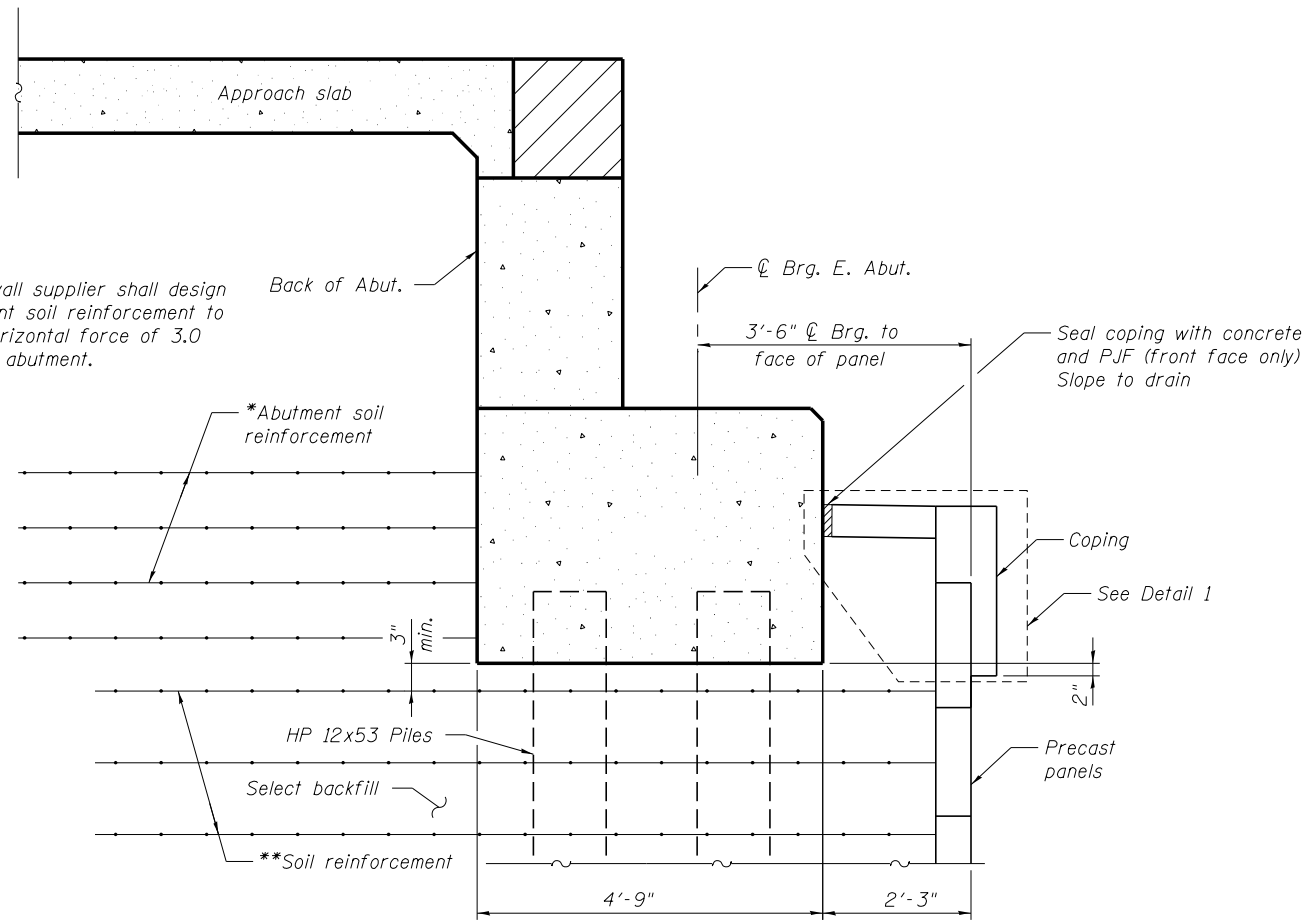
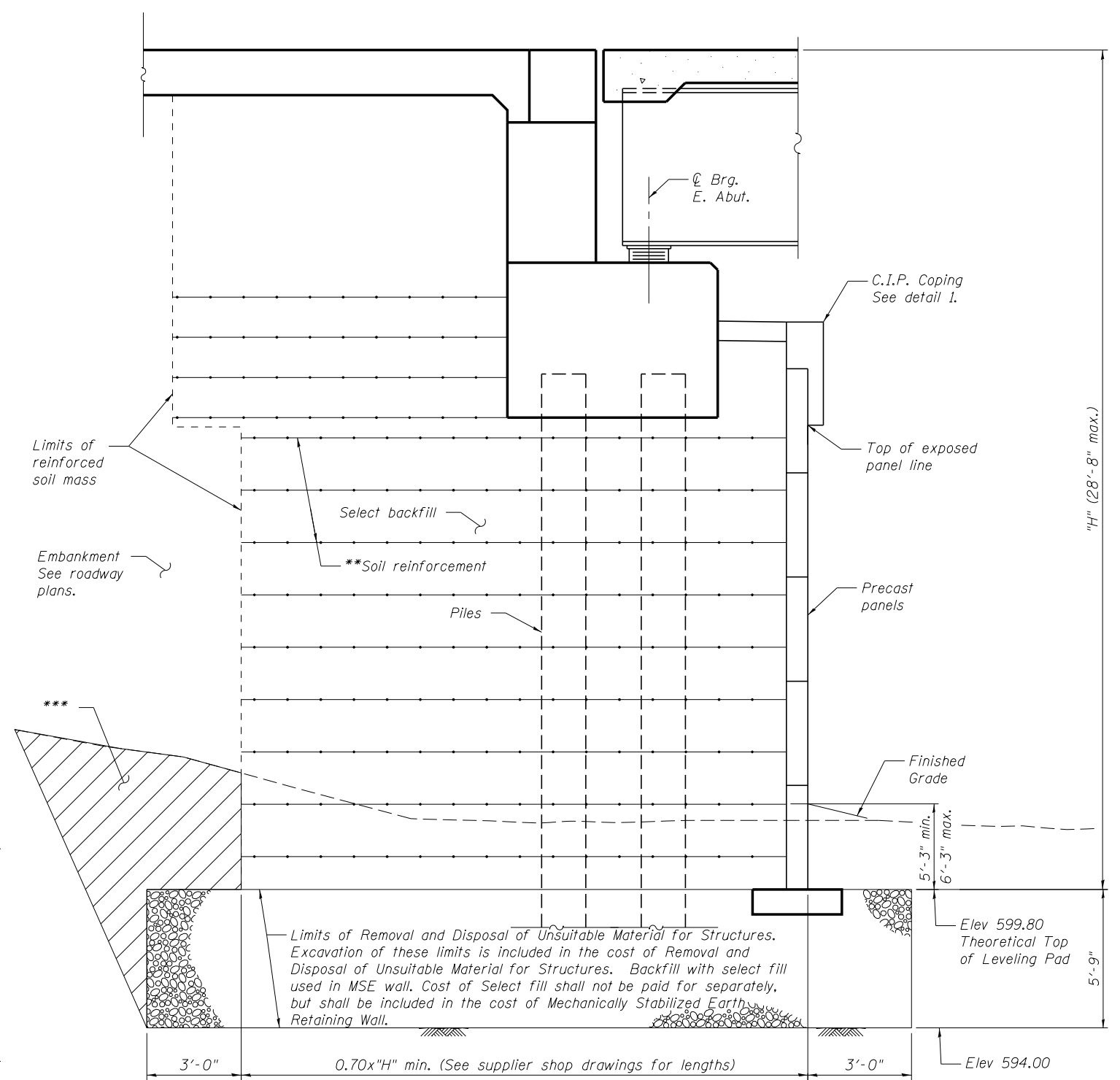


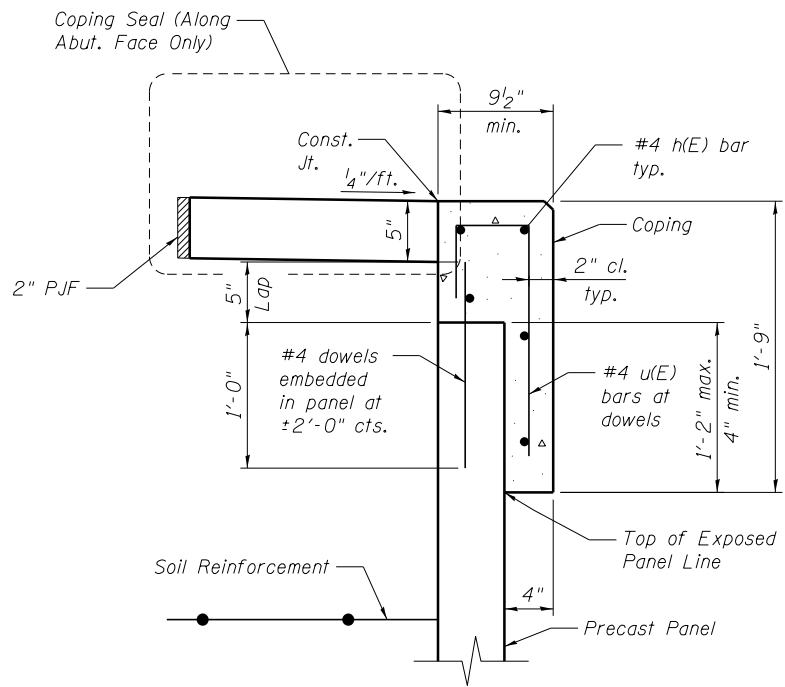
\* The MSE wall supplier shall design the abutment soil reinforcement to resist a horizontal force of 3.0 kips/ft. of abutment.



**SECTION THRU ABUTMENT**

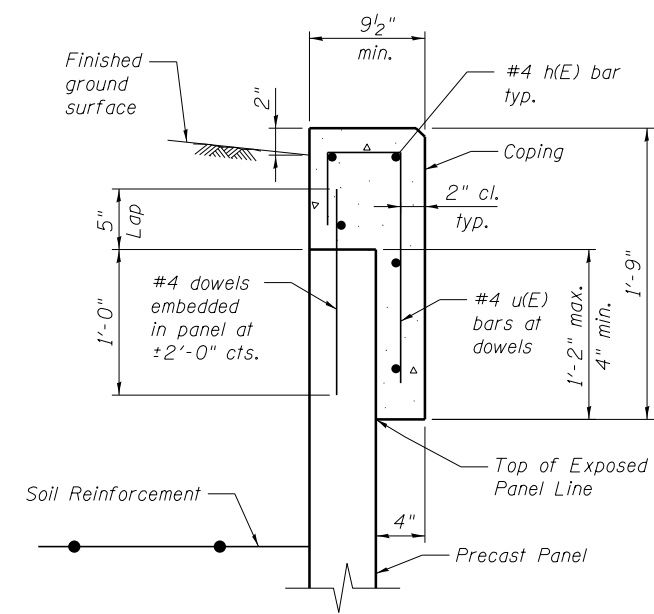


**TYPICAL MSE WALL SECTION AT EAST ABUTMENT**



**DETAIL 1**

(Typical in front of E. Abut.)



**SECTION A-A**

**MINIMUM BAR LAP**

(Coping)  
#4 h(E) bar = 2'-0"

NOTE:  
Cost of Coping including reinforcement in the Coping, Coping Seal and PJF are included in the pay item "Mechanically Stabilized Earth Retaining Wall"

\*\*\* Overexcavation beyond structure excavation and removal of unsuitable material. This area not measured for payment. Backfill with select fill overexcavation with same material used for select fill used in MSE wall.

\*\* Cutting or bending of soil reinforcement beyond approved manufacturer's limits to miss piles is not permitted. Connecting soil reinforcement to piles or wrapping around piles is also not permitted. Special detailing and provisions for accommodating pile conflicts shall be included in the Submittals for Mechanically Stabilized Earth Retaining Walls.



Alfred Benesch & Company  
205 North Michigan Avenue, Suite 2400  
Chicago, Illinois 60601  
312-565-0450 Job No. 10093

FILE NAME =	USER NAME = ksnyder	DESIGNED - SLV	REVISED -
0161512_60W77_034_E.Abut.MSE.Dtls.dgn		CHECKED - KWS	REVISED -
		DRAWN - SLV	REVISED -
		CHECKED - KWS	REVISED -

**STATE OF ILLINOIS  
DEPARTMENT OF TRANSPORTATION**

**EAST ABUTMENT MSE WALL DETAILS  
STRUCTURE NO. 016-1512**

SHEET NO. SB34 OF SB43 SHEETS

F.A.P. RTE.	SECTION	COUNTY	TOTAL SHEETS	SHEET NO.
373	(0707-608&611)HB-B	COOK	177	150
CONTRACT NO. 60W77				
ILLINOIS FED. AID PROJECT				