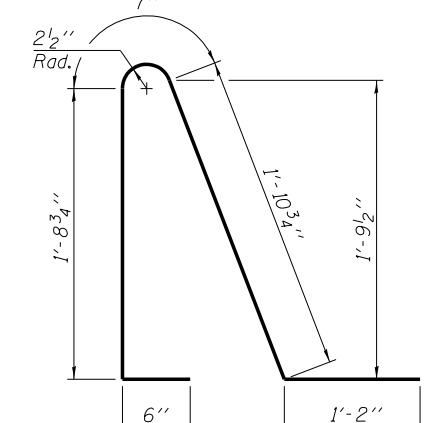
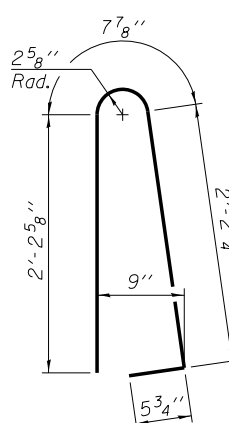
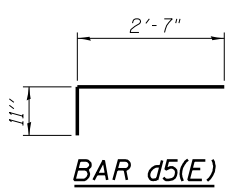
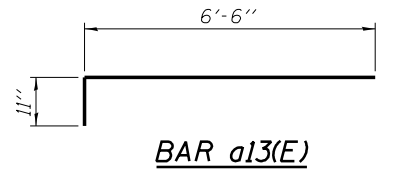
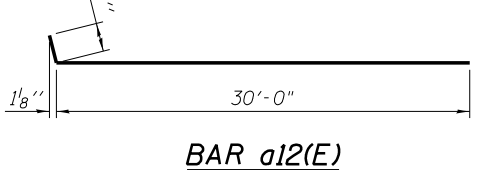
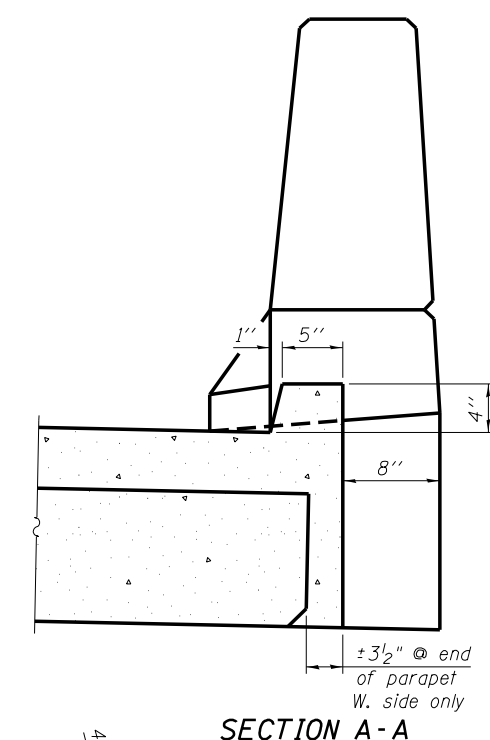
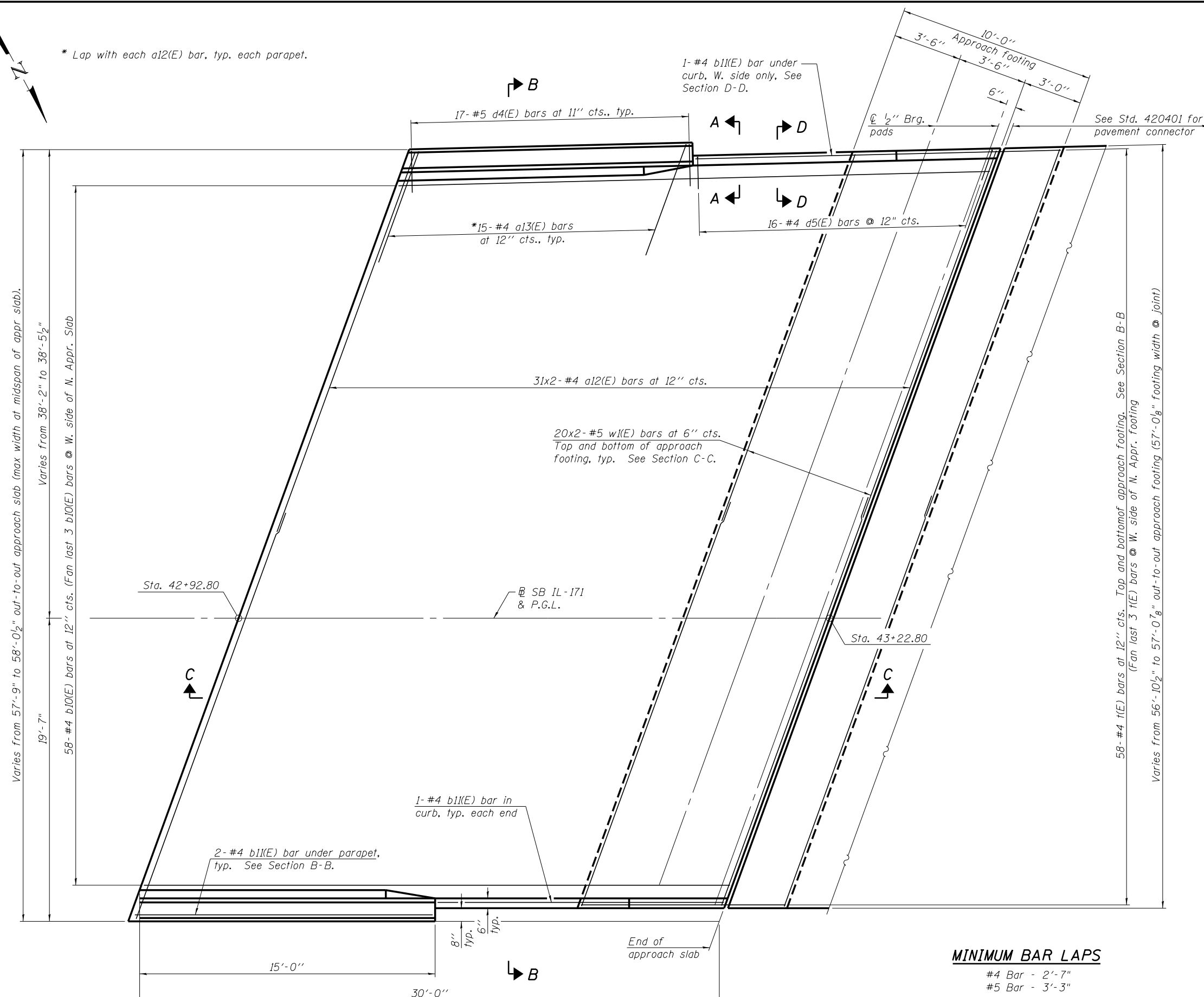


* Lap with each a12(E) bar, typ. each parapet.



MINIMUM BAR LAPS
 #4 Bar - 2'-7"
 #5 Bar - 3'-3"

PLAN
 (Showing wearing surface)

(Sheet 1 of 4)

benesch
 engineers - scientists - planners
 Alfred Benesch & Company
 205 North Michigan Avenue, Suite 2400
 Chicago, Illinois 60601
 312-565-0450 Job No. 10093

FILE NAME =	USER NAME = ksnider	DESIGNED - SLV	REVISED -
0161510.60W77.021.NApproach_Plan.dgn		CHECKED - JHG	REVISED -
		DRAWN - SLV	REVISED -
		CHECKED - JHG	REVISED -

STATE OF ILLINOIS
DEPARTMENT OF TRANSPORTATION

NORTH PRECAST APPROACH SLAB PLAN
STRUCTURE NO. 016-1510
 SHEET NO. SA21 OF SA43 SHEETS

F.A.P. RTE.	SECTION	COUNTY	TOTAL SHEETS	SHEET NO.
373	(0707-608&611)HB-B	COOK	177	86
CONTRACT NO. 60W77			ILLINOIS FED. AID PROJECT	

10:55:18 AM X:\100000\10093\Eng-Docs-Phase-11\SN-016-1510-1511-1st-Ave-over-155\Final\1510-Final\0161510-60W77-021-NApproach_Plan.dgn 6/23/2014