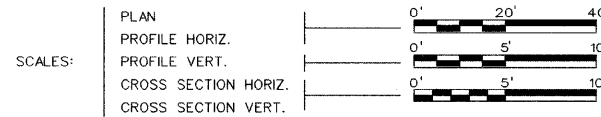


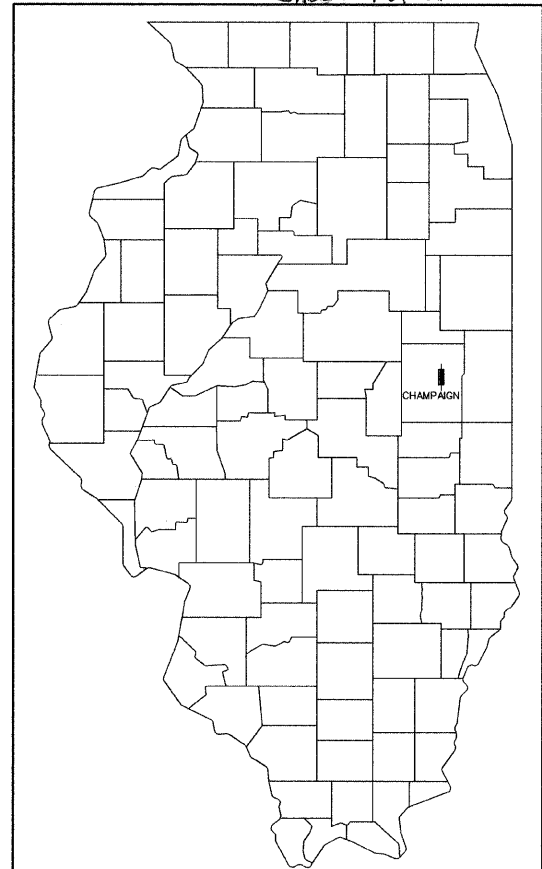
INDEX OF SHEETS

SHEET NO.	DESCRIPTION
1	TITLE SHEET
2	GENERAL NOTES
3	SUMMARY OF QUANTITIES
4	TYPICAL SECTIONS
5	SCHEDULE OF QUANTITIES
6	TIE POINTS
7	PLAN & PROFILE
8-11	TRAFFIC CONTROL PLAN STAGE I AND II
12	EROSION CONTROL PLAN
13-27	STRUCTURE DETAILS
28-33	BRIDGE APPROACH SLAB AND CONNECTOR DETAILS
34-37	DETAILS
38	PAINT DETAILS
39	BORING LOGS
40-50	CROSS SECTIONS

STATE OF ILLINOIS DEPARTMENT OF TRANSPORTATION PLANS FOR PROPOSED BRIDGE REPLACEMENT



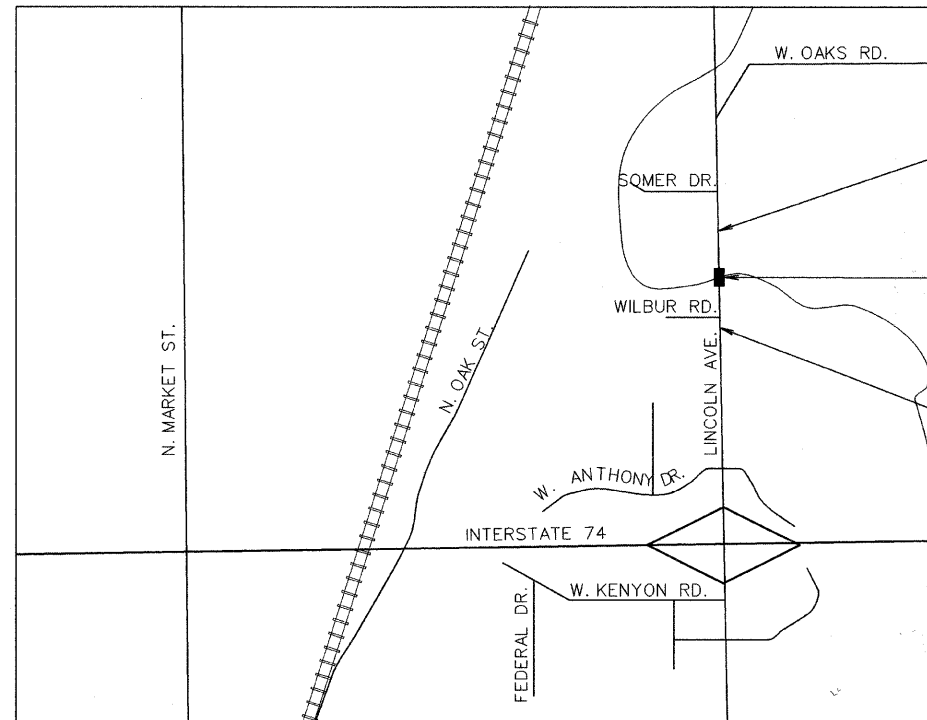
CHAMPAIGN COUNTY SECTION 07-25932-00-BR PROJECT NO. BRS-0019(130) JOB NO. C-95-320-08 NORTH LINCOLN AVENUE BRIDGE REPLACEMENT AND REHABILITATION PROGRAM



LOCATION INDICATED THUS:

ILLINOIS DEPT. OF TRANSPORTATION STANDARD DRAWINGS

STANDARD NO.	DESCRIPTION
000001-05	STANDARD SYMBOLS, ABBREVIATIONS, AND PATTERNS
001001-02	AREAS OF REINFORCEMENT BARS
001006	DECIMAL OF AN INCH AND A FOOT
280001-04	TEMPORARY EROSION CONTROL SYSTEMS
420001-07	PAVEMENT JOINTS
420401-07	BRIDGE APPROACH PAVEMENT
421001-02	BAR REINFORCEMENT FOR CRC PAVEMENT
482011-03	HMA SHOULDER STRIPS/SHOULDERS WITH RESURFACING OR WIDENING AND RESURFACING PROJECTS
515001-03	NAME PLATE FOR BRIDGES
542401-01	METAL END SECTIONS FOR PIPE CULVERTS
602306-02	INLET - TYPE B
602601-02	PRECAST REINFORCED CONCRETE FLAT SLAB TOP
604006-04	FRAME AND GRATE TYPE 3
606001-04	CONCRETE CURB TYPE B AND COMBINATION CONCRETE CURB AND GUTTER
630001-08	STEEL PLATE BEAM GUARDRAIL
630301-05	SHOULDER WIDENING FOR TYPE 1(SPECIAL) GUARDRAIL TERMINALS
631011-05	TRAFFIC BARRIER TERMINAL, TYPE 2
631026-04	TRAFFIC BARRIER TERMINAL, TYPE 5
631031-07	TRAFFIC BARRIER TERMINAL, TYPE 6
635006-03	REFLECTOR AND TERMINAL MARKER PLACEMENT
635011-02	REFLECTOR MARKER AND MOUNTING DETAILS
667101-01	PERMANENT SURVEY MARKERS
701001-02	OFF-ROAD OPERATIONS, 2L, 2W, MORE THAN 15' AWAY
701006-03	OFF-ROAD OPERATIONS, 2L, 2W, 15' TO 24' FROM PAVEMENT EDGE
701301-03	LANE CLOSURE, 2L, 2W, SHORT TIME OPERATIONS
701311-03	LANE CLOSURE, 2L, 2W, MOVING OPERATIONS, DAY ONLY
701321-10	LANE CLOSURE, 2L, 2W, BRIDGE REPAIR WITH BARRIER
701901-01	TRAFFIC CONTROL DEVICES
704001-05	TEMPORARY CONCRETE BARRIER
780001-02	TYPICAL PAVEMENT MARKINGS
781001-03	TYPICAL APPLICATIONS RAISED PAVEMENT MARKERS
886001-01	DETECTOR LOOP INSTALLATIONS
886006-01	TYPICAL LAYOUT FOR DETECTION LOOPS



LOCATION MAP

NOT TO SCALE

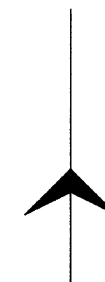
NET LENGTH OF SECTION = 562 FEET = 0.11 MILES
 FUNCTIONAL CLASSIFICATION - URBAN TWO-WAY ARTERIAL
 CURRENT ADT = 2850
 FUTURE ADT = 4000

FOR JOINT UTILITY INFORMATION
 CALL J.U.L.I.E. 1-800-892-0123

END PROJECT STATION 12+62

EXISTING STRUCTURE *010-3168
 PROPOSED STRUCTURE *010-4541

BEGIN PROJECT STATION 7+00



APPROVED: 6/3 2009
Jeff Blue
 CHAMPAIGN COUNTY ENGINEER

PASSED: 6-15 2009
Dale S.
 DISTRICT FIVE ENGINEER OF LOCAL ROADS & STREETS

Released For Bid Based on Limited Review: June 16 2009
[Signature]
 DEPUTY DIRECTOR OF HIGHWAYS, REGION THREE ENGINEER

STATE OF ILLINOIS
 DEPARTMENT OF TRANSPORTATION



Ryan T. Mumm 06/03/2009
 RYAN T. MUMM
 ILLINOIS REGISTERED PROFESSIONAL ENGINEER NO. 062-059507
 LICENSE EXPIRES 11-30-09

Sodemann and Associates, Inc.
 340 NORTH NEIL STREET
 POST OFFICE BOX 557
 CHAMPAIGN, ILLINOIS 61824-0557
 TEL 217 352-7688 FAX 217 352-7922
 ENGINEERING / ANALYSIS / MANAGEMENT

