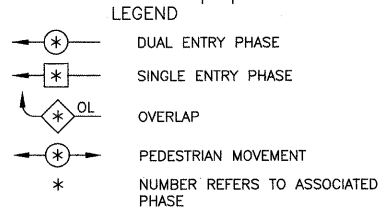
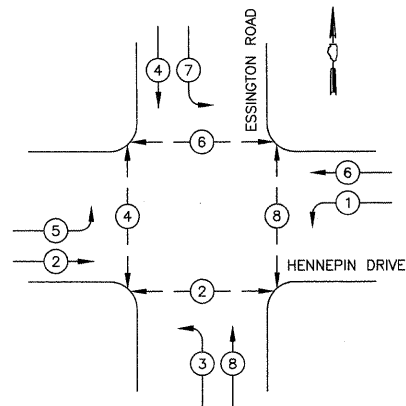
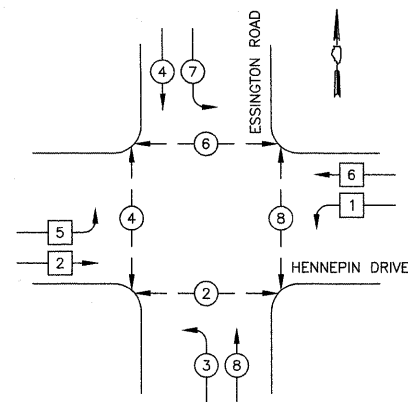


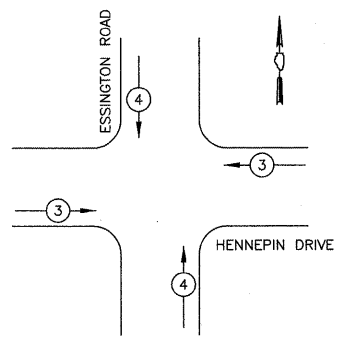
**TEMPORARY CONTROLLER SEQUENCE  
MOT STAGE 1**



**PHASE DESIGNATION DIAGRAM  
TEMPORARY CONTROLLER SEQUENCE  
MOT STAGE 2 THROUGH FINAL CONDITIONS**



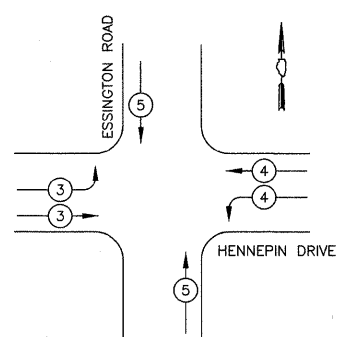
**TEMPORARY EMERGENCY VEHICLE PREEMPTION SEQUENCE  
MOT STAGE 1**



**PROPOSED EMERGENCY VEHICLE PREEMPTORS**

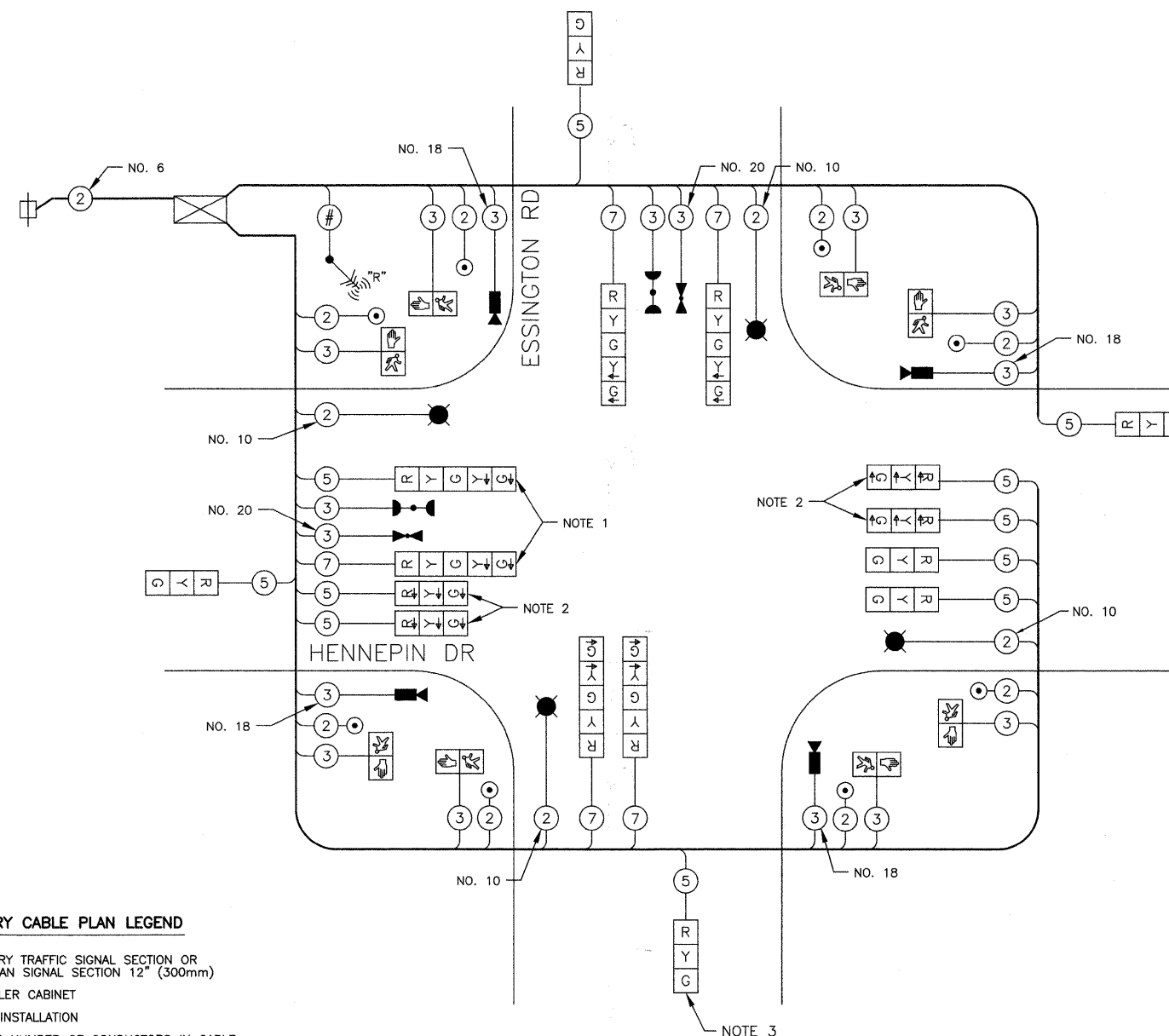
EMERGENCY VEHICLE PREEMPTOR	3	4
MOVEMENT	↑	→

**TEMPORARY EMERGENCY VEHICLE PREEMPTION SEQUENCE  
MOT STAGE 2 THROUGH FINAL CONDITIONS**



**PROPOSED EMERGENCY VEHICLE PREEMPTORS**

EMERGENCY VEHICLE PREEMPTOR	3	4	5
MOVEMENT	↑	→	↑



**TEMPORARY CABLE PLAN LEGEND**

- ⊛ TEMPORARY TRAFFIC SIGNAL SECTION OR PEDESTRIAN SIGNAL SECTION 12" (300mm)
- ⊛ CONTROLLER CABINET
- ⊛ SERVICE INSTALLATION
- ⊛ INDICATES NUMBER OF CONDUCTORS IN CABLE. ALL CONDUCTORS TO BE NUMBER 14 AWG WIRE UNLESS OTHERWISE NOTED
- ⊛ CONFIRMATION BEACON
- ⊛ EMERGENCY VEHICLE LIGHT DETECTOR
- ⊛ VEHICLE DETECTOR, INDUCTION LOOP
- ⊛ PEDESTRIAN PUSHBUTTON DETECTOR
- ⊛ 12" (300mm) PEDESTRIAN SIGNAL SECTION
- ⊛ RELOCATED ANTENNA
- ⊛ VIDEO VEHICLE DETECTOR
- ⊛ LUMINAIRE

**CABLE PLAN  
NOT TO SCALE**

**NOTES**

1. THE LEFT TURN ARROW SECTIONS OF THIS SIGNAL HEAD SHALL BE BAGGED AND THE ASSOCIATED PHASES DISCONNECTED UPON THE START OF MOT STAGE 2.
2. THESE SIGNAL HEADS SHALL NOT BE OPERATIONAL PRIOR TO THE START OF MOT STAGE 2.

NOTE:  
THE TRAFFIC SIGNAL CONTROL EQUIPMENT FOR THIS INTERSECTION SHALL BE "ECONOLITE" TO MATCH THE EXISTING ADJACENT SYSTEM.

**I.D.O.T.  
TRAFFIC SIGNAL INSTALLATION  
ELECTRICAL SERVICE REQUIREMENTS**

TYPE	NO. LAMPS	WATTAGE		% OPERATION	TOTAL WATTAGE
		INCAND.	LED		
SIGNAL (RED)	16		17	0.50	136
(YELLOW)	16		25	0.25	100
(GREEN)	16		15	0.25	60
ARROW	12		12	0.10	15
PED. SIGNAL	8		25	1.00	200
CONTROLLER	1		100	1.00	100
VIDEO SYSTEMS	1		150	1.00	150
TOTAL =					761

ENERGY COSTS TO: ILLINOIS DEPARTMENT OF TRANSPORTATION  
201 WEST CENTER COURT  
SCHAUMBURG, IL 60196-1096  
CONTACT: DOLORES KREMNIETZ  
PHONE: (815) 724-5241  
COMPANY: COM ED

FILE NAME =	USER NAME =	DESIGNED JSH	REVISED --
		DRAWN CEC	REVISED --
		CHECKED JJE	REVISED --
		DATE 5-29-09	REVISED --

**STATE OF ILLINOIS  
DEPARTMENT OF TRANSPORTATION**

**TEMPORARY CABLE PLAN  
ESSINGTON ROAD & HENNEPIN DRIVE**

SCALE: NOT TO SCALE SHEET NO. 1 OF 1 SHEETS

F.A.U. RTE.	SECTION	COUNTY	TOTAL SHEETS	SHEET NO.
0326	06-00130-00-CH	WILL	116	60
CONTRACT NO. 63185			FED. ROAD DIST. NO. 7 ILLINOIS	
FED. AID PROJECT M-8003(654)				