STATE OF ILLINOIS
DEPARTMENT OF TRANSPORTATION

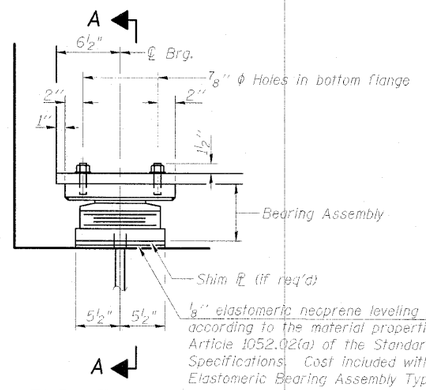

ELEVATION AT ABUT.

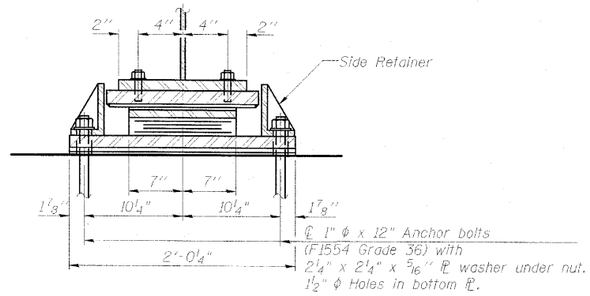

SECTION A-A

TYPE II ELASTOMERIC EXP. BRG.

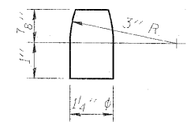

PINTLE

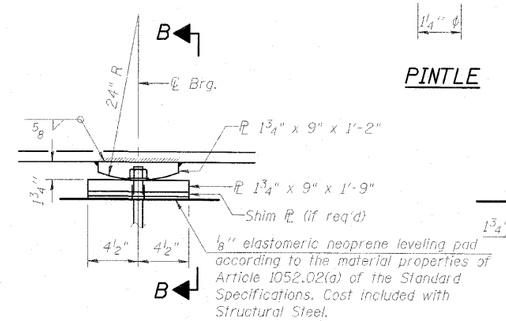

ELEVATION

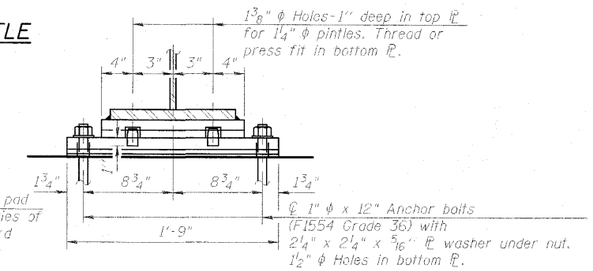

SECTION B-B

FIXED BEARING - PIERS 1, 2 & 4

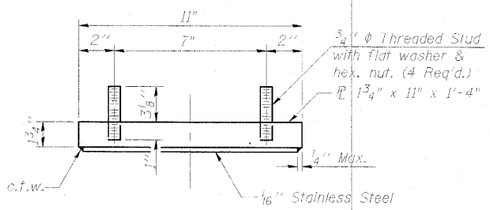

TOP BEARING ASSEMBLY

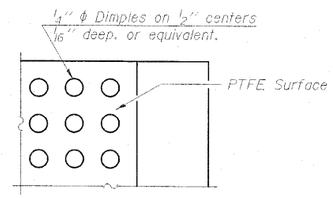

PLAN-PTFE SURFACE

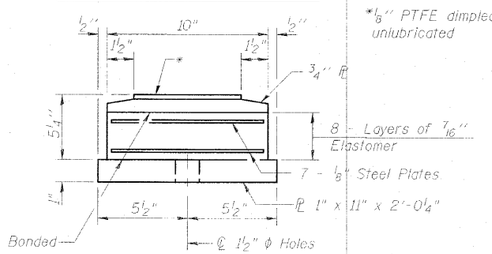

*⅛" PTFE dimpled, unlubricated

BOTTOM BEARING ASSEMBLY

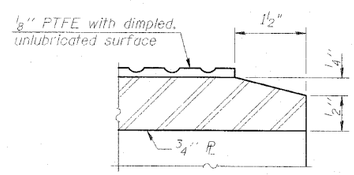

SECTION THRU PTFE

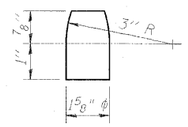

PINTLE

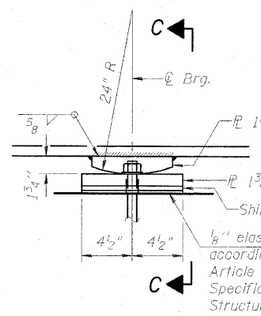

ELEVATION

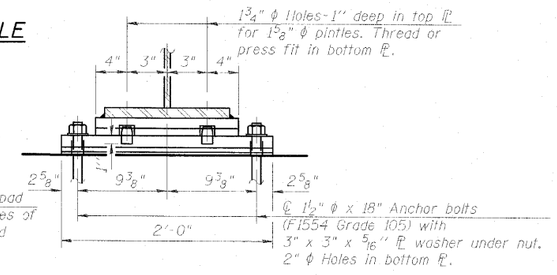

SECTION C-C

FIXED BEARING - PIER 3

Notes:

Anchor bolts shall be ASTM F1554 all-thread (or an Engineer-approved alternate material) of the grade(s) and diameter(s) specified. ASTM A307 Grade C anchor bolts may be used in lieu of ASTM F1554 Grade 36 (Fy=36ksi). The corresponding specified grade of AASHTO M314 anchor bolts may be used in lieu of ASTM F1554.

Anchor bolts at fixed bearings may be either cast in place or installed in holes drilled after the supported member is in place.

Anchor bolts for Type II bearings shall be placed in holes drilled in the concrete through holes in the bottom bearing plate after members are in place. Side retainers shall be placed after bolts are installed.

Drilled and set anchor bolts shall be installed according to Article 521.06 of the Standard Specifications.

Side retainers and other steel members required for the bearing assembly shall be included in the cost of Elastomeric Bearing Assembly, Type II.

The ⅛" PTFE sheet shall be bonded directly to the top steel plate with a two-component, medium viscosity epoxy resin, conforming to the requirements of the Federal Specification MMM-A-134, Type I. The bond agent shall be applied on the full area of the contact surfaces.

Bonding of ⅛" PTFE sheet during vulcanizing process will be permitted provided the process and method of adjusting assembly height is approved by the Engineer.

Two ⅛" adjusting shims shall be provided for each bearing in addition to all other plates or shims and placed as shown on bearing details.

The structural steel plates of the Bearing Assembly shall conform to the requirements of AASHTO M 270 Grade 50W.

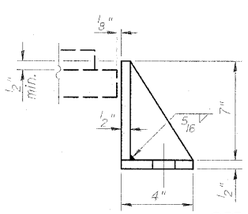

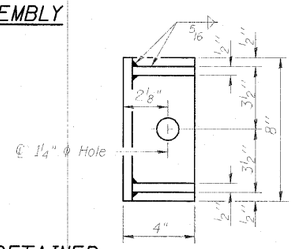

SIDE RETAINER

Equivalent rolled angle with stiffeners will be allowed in lieu of welded plates.

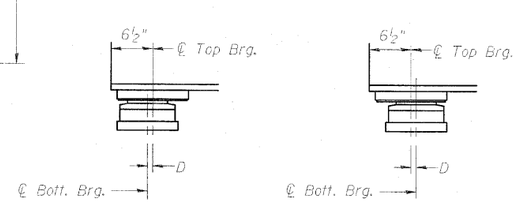

BELOW 50°F.
(Move bott. brg. away from fixed brg.)

ABOVE 50°F.
(Move bott. brg. toward fixed brg.)

SETTING ANCHOR BOLTS AT EXP. BRG.

D=⅛" per each 100' of expansion for every 15° temp. change from the normal temp. of 50°F.

BILL OF MATERIAL

Item	Unit	Total
Elastomeric Bearing Assembly, Type II	Each	12
Anchor Bolts, 1"	Each	60
Anchor Bolts, 1½"	Each	12

BEARING DETAILS
STRUCTURE NO. 074-0085

SHEET NO. 16	F.A.S. RTE.	SECTION	COUNTY	TOTAL SHEETS	SHEET NO.
25 SHEETS	535	08-00255-00-BR	PIATT	62	40
			CONTRACT NO. 91436		
	FED. ROAD DIST. NO.	ILLINOIS	FED. AID PROJECT		

ESCA CONSULTANTS, INC.

DESIGNED BY:	MTD	11/09
DRAWN BY:	DWH/HAS	11/09
CHECKED BY:	MTD	11/09
APPROVED BY:	RDP	05/10

I-2E-2 11-1-09

07B14BBSGE.dgn 5/26/2010 8:37:48 AM HAS