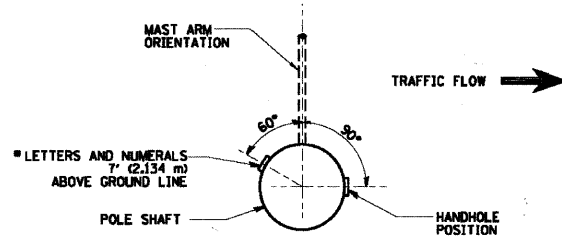
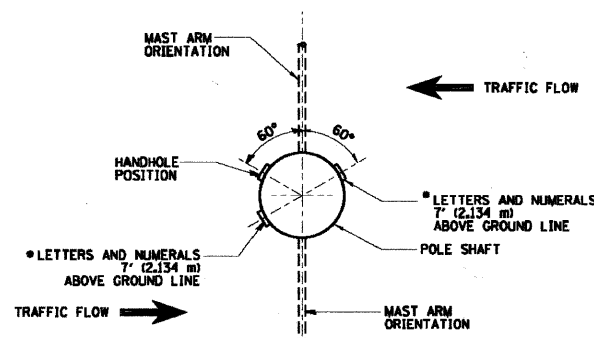


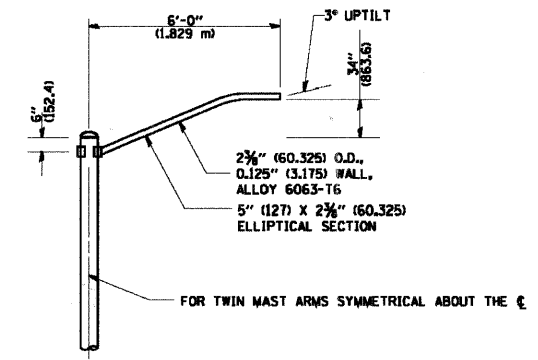
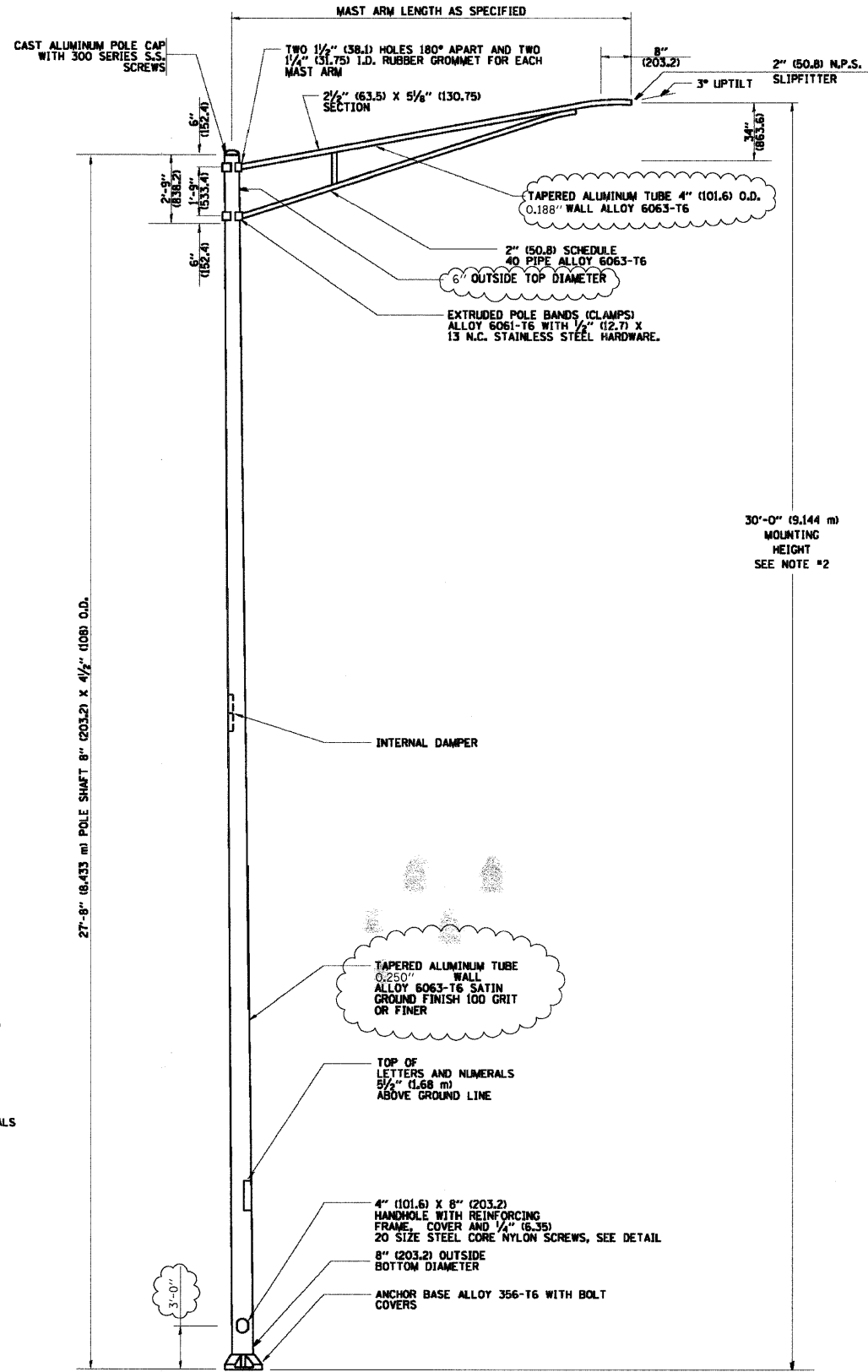
POSITION OF HANDHOLE AND POLE NUMBER FOR SINGLE MAST ARM POLES MOUNTED ON BRIDGE PARAPET OR BARRIER WALL



POSITION OF HANDHOLE AND POLE NUMBER FOR SINGLE MAST ARM POLES

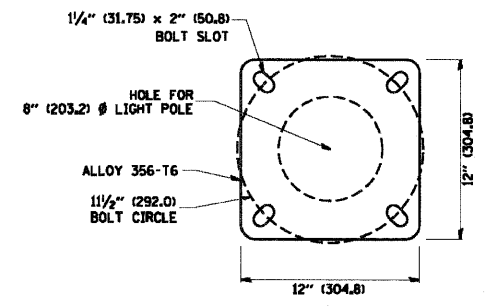


POSITION OF HANDHOLE AND POLE NUMBER FOR TWIN MAST ARM POLES

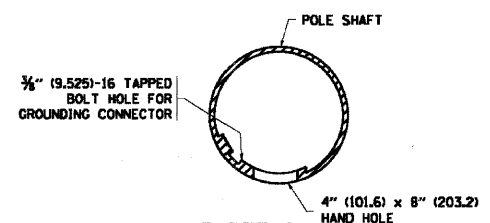


6' (1.8 m) SINGLE MEMBER MAST ARM (N.T.S.)

- NOTES:**
1. ALL DIMENSIONS ARE IN INCHES (MILLIMETERS) UNLESS OTHERWISE SHOWN.
 2. MOUNTING HEIGHT IS DEFINED AS THE DISTANCE FROM THE CENTERLINE OF THE TENON TO THE BOTTOM OF THE ANCHOR BASE.
 3. THE LIGHT POLE WILL MEET AASHTO DESIGN CRITERIA AS SPECIFIED.
 4. THE INSTALLING CONTRACTOR WILL PROVIDE A UL LISTED GROUNDING CONNECTOR, BURNDY K2C23, T&B SP4DL OR APPROVED EQUAL.
 5. LIGHT POLES WILL NOT BE INSTALLED WITHOUT MAST ARMS AND LUMINAIRES.
 6. LIGHT POLES WILL BE SET PLUMB ON THE FOUNDATION WITHOUT THE USE OF LEVELING NUTS, WASHERS OR SHIMS.
 7. LIGHTING UNIT IDENTIFICATION NUMBERS SHALL BE INSTALLED BEFORE THE LIGHTING UNIT IS ENERGIZED.



LIGHT POLE BASE PLATE DETAIL
11 1/2" (292.0) BOLT CIRCLE



HANDHOLE DETAIL (N.T.S.)

FILE NAME = n:\projects\design\detail\3379-Lightpole.dgn



Ciorba Group, Inc.
CONSULTING ENGINEERS
5507 North Cumberland Avenue, Suite 402
Chicago, Illinois 60658
Tel. 773.775.4009 Fax 773.775.4014

USER NAME = jvendra	DESIGNED - RJR	REVISED -
PLOT SCALE = 1:8000 1" = 80'	DRAWN - RJR	REVISED -
PLOT DATE = 7/12/2010	CHECKED - JMV	REVISED -
	DATE - 6/16/2010	REVISED -

STATE OF ILLINOIS
DEPARTMENT OF TRANSPORTATION

ALGONQUIN ROAD LIGHTING IMPROVEMENTS
ALUMINUM LIGHT POLE, 30'-0" MOUNTING HEIGHT

SCALE:	SHEET NO.	OF SHEETS	STA.	TO STA.
--------	-----------	-----------	------	---------

F.A.P. RTE.	SECTION	COUNTY	TOTAL SHEETS	SHEET NO.
339	09-00100-00-LT	COOK	64	58
CONTRACT NO. 63426				
FED. ROAD DIST. NO. 1 ILLINOIS FED. AID PROJECT				