






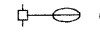
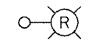
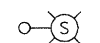
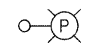
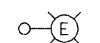

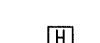
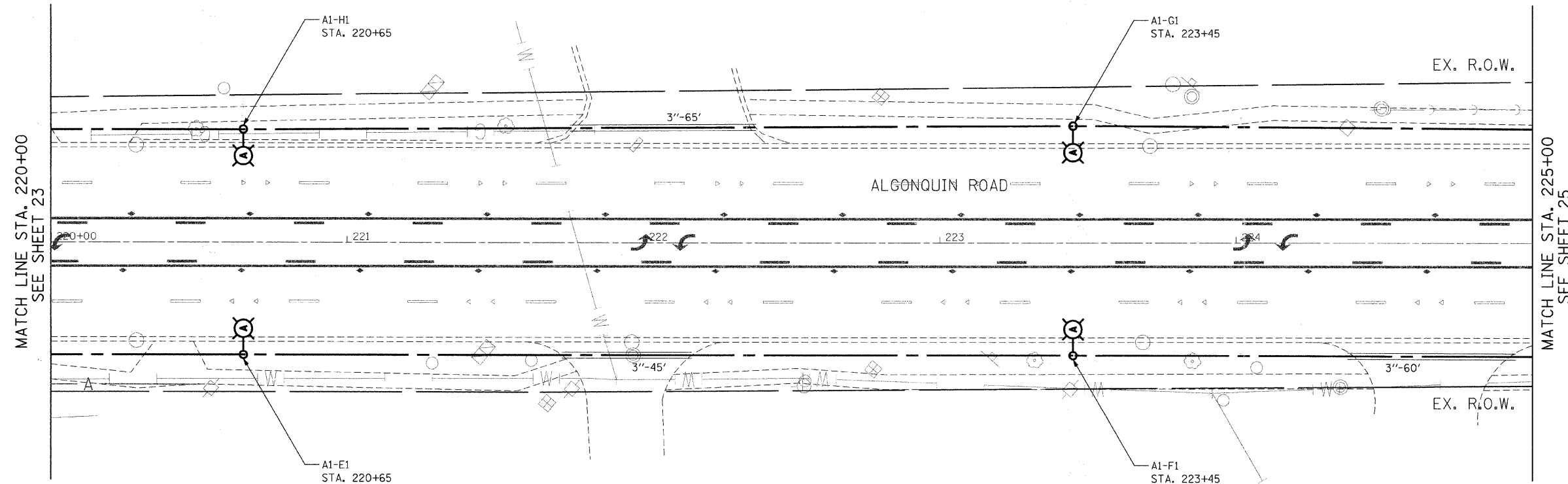
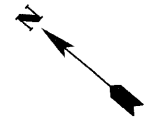
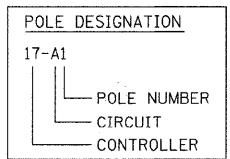


LEGEND


- 
INSTALL LIGHT POLE, ALUMINUM, 47.5' M.H., 12' MAST ARM AND 400W HPS LUMINAIRE WITH LIGHT POLE FOUNDATION METAL, 15" BOLT CIRCLE, 10" X 8' UNLESS NOTED OTHERWISE
- 
INSTALL LIGHT POLE, ALUMINUM, 30' M.H., 12' MAST ARM AND 150W HPS LUMINAIRE WITH LIGHT POLE FOUNDATION METAL, 11.5" BOLT CIRCLE, 8-5/8" X 6' UNLESS NOTED OTHERWISE
- 
INSTALL LIGHT POLE, ALUMINUM, 30' M.H., 8' MAST ARM AND 150W HPS LUMINAIRE WITH LIGHT POLE FOUNDATION METAL, 11.5" BOLT CIRCLE, 8-5/8" X 6' UNLESS NOTED OTHERWISE
- 
INSTALL LIGHT POLE, ALUMINUM, 30 FT. M.H., TENON MOUNT - TWIN AND 150W HPS LUMINAIRES WITH LIGHT POLE FOUNDATION METAL, 11.5" BOLT CIRCLE, 8-5/8" X 6' UNLESS NOTED OTHERWISE
- 
PROPOSED LIGHTING CONTROLLER, 240/480V, 100A
- 
5-1/C NO. 2 AND 1/C NO. 4 GROUND, 600V (EPR-TYPE RHW) IN CONDUIT INSTALLED, 1 1/2" DIA., NON-METALLIC
- 
GALVANIZED STEEL CONDUIT, PUSHED, 3" DIAMETER, LENGTH AS NOTED
- 
EXISTING MAST ARM AND LUMINAIRE (TO BE REMOVED BY OTHERS)
- 
REMOVAL OF EXISTING LIGHTING UNIT, NO SALVAGE. REMOVE LIGHT POLE FOUNDATION, PARTIAL
- 
REMOVAL OF EXISTING LIGHTING UNIT, SALVAGE. REMOVE LIGHT POLE FOUNDATION, PARTIAL
- 
PRIVATE LIGHTING UNIT TO REMAIN
- 
EXISTING LIGHTING UNIT TO REMAIN
- 
RIGHT-OF-WAY
- 
HANDHOLE



- NOTES:**
1. ALL POLES SHALL BE OFFSET 6' FROM THE EDGE OF PAVEMENT TO THE CENTER OF FOUNDATION, UNLESS OTHERWISE NOTED.
 2. EXISTING LUMINAIRES SHALL REMAIN IN SERVICE UNTIL THE NEW LIGHTING SYSTEM IS OPERATIONAL.
 3. INSTALL OFFSET POLE FOUNDATION.
 4. INSTALL LUMINAIRE SHIELD.
 5. INSTALL LIGHT POLE FOUNDATION, 24" DIAMETER WITH THREE RACEWAYS.



FILE NAME = n:\proj\3379\design\proposed\plan\3379-Prop22.dgn

 Ciorba Group, Inc. <small>CONSULTING ENGINEERS 5607 North Cumberland Avenue, Suite 402 Chicago, Illinois 60658 Tel. 773.775.4009 Fax 773.775.4014</small>	USER NAME = jvandra	DESIGNED - RJR	REVISED -	STATE OF ILLINOIS DEPARTMENT OF TRANSPORTATION	ALGONQUIN ROAD LIGHTING IMPROVEMENTS PROPOSED LIGHTING PLAN	F.A.P. RTE. 339	SECTION 09-00100-00-LT	COUNTY COOK	TOTAL SHEETS 64	SHEET NO. 24
	PLOT SCALE = 20,0000 / IN.	CHECKED - JMV	REVISED -			SCALE: 1"=20'	SHEET NO. 24 OF 64 SHEETS	STA. 220+00 TO STA. 225+00	FED. ROAD DIST. NO. 1 ILLINOIS FED. AID PROJECT	
	PLOT DATE = 7/12/2010	DATE - 6/16/2010	REVISED -	CONTRACT NO. 63426						