









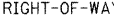


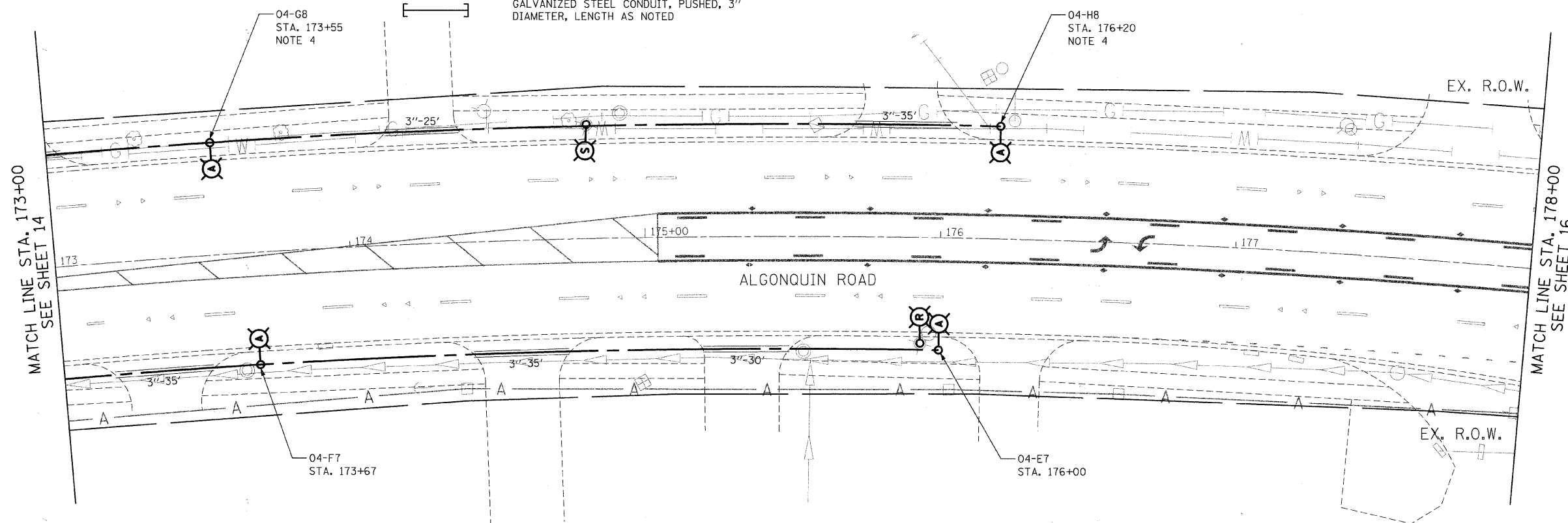


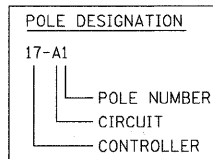
LEGEND

-  INSTALL LIGHT POLE, ALUMINUM, 47.5' M.H., 12' MAST ARM AND 400W HPS LUMINAIRE WITH LIGHT POLE FOUNDATION METAL, 15" BOLT CIRCLE, 10" X 8' UNLESS NOTED OTHERWISE
-  INSTALL LIGHT POLE, ALUMINUM, 30' M.H., 12' MAST ARM AND 150W HPS LUMINAIRE WITH LIGHT POLE FOUNDATION METAL, 11.5" BOLT CIRCLE, 8-5/8" X 6' UNLESS NOTED OTHERWISE
-  INSTALL LIGHT POLE, ALUMINUM, 30' M.H., 8' MAST ARM AND 150W HPS LUMINAIRE WITH LIGHT POLE FOUNDATION METAL, 11.5" BOLT CIRCLE, 8-5/8" X 6' UNLESS NOTED OTHERWISE
-  INSTALL LIGHT POLE, ALUMINUM, 30 FT. M.H., TENON MOUNT - TWIN AND 150W HPS LUMINAIRES WITH LIGHT POLE FOUNDATION METAL, 11.5" BOLT CIRCLE, 8-5/8" X 6' UNLESS NOTED OTHERWISE
-  PROPOSED LIGHTING CONTROLLER, 240/480V, 100A
-  EXISTING MAST ARM AND LUMINAIRE (TO BE REMOVED BY OTHERS)
-  REMOVAL OF EXISTING LIGHTING UNIT, NO SALVAGE. REMOVE LIGHT POLE FOUNDATION, PARTIAL
-  REMOVAL OF EXISTING LIGHTING UNIT, SALVAGE. REMOVE LIGHT POLE FOUNDATION, PARTIAL
-  PRIVATE LIGHTING UNIT TO REMAIN
-  EXISTING LIGHTING UNIT TO REMAIN
-  RIGHT-OF-WAY
-  HANDHOLE
-  GALVANIZED STEEL CONDUIT, PUSHED, 3" DIAMETER, LENGTH AS NOTED



NOTES:

1. ALL POLES SHALL BE OFFSET 6' FROM THE EDGE OF PAVEMENT TO THE CENTER OF FOUNDATION, UNLESS OTHERWISE NOTED.
2. EXISTING LUMINAIRES SHALL REMAIN IN SERVICE UNTIL THE NEW LIGHTING SYSTEM IS OPERATIONAL.
3. INSTALL OFFSET POLE FOUNDATION.
4. INSTALL LUMINAIRE SHIELD.
5. INSTALL LIGHT POLE FOUNDATION, 24" DIAMETER WITH THREE RACEWAYS.



FILE NAME = n:\proj\3379\design\p\epose\plan\3379-Prop\13.dgn



Ciorba Group, Inc.
CONSULTING ENGINEERS
5507 North Cumberland Avenue, Suite 402
Chicago, Illinois 60656
Tel. 773.775.4009 Fax 773.775.4014

USER NAME = jvondra	DESIGNED - RJR	REVISIONS
PLOT SCALE = 20.0000' / IN.	DRAWN - RJR	REVISIONS
PLOT DATE = 7/12/2010	CHECKED - JMV	REVISIONS
	DATE - 6/16/2010	REVISIONS

**STATE OF ILLINOIS
DEPARTMENT OF TRANSPORTATION**

**ALGONQUIN ROAD LIGHTING IMPROVEMENTS
PROPOSED LIGHTING PLAN**

SCALE: 1"=20' SHEET NO. 15 OF 64 SHEETS STA. 173+00 TO STA. 178+00

F.A.P. RTE.	SECTION	COUNTY	TOTAL SHEETS	SHEET NO.
339	09-00100-00-LT	COOK	64	15
CONTRACT NO. 63426				
FED. ROAD DIST. NO. 1 ILLINOIS FED. AID PROJECT				