













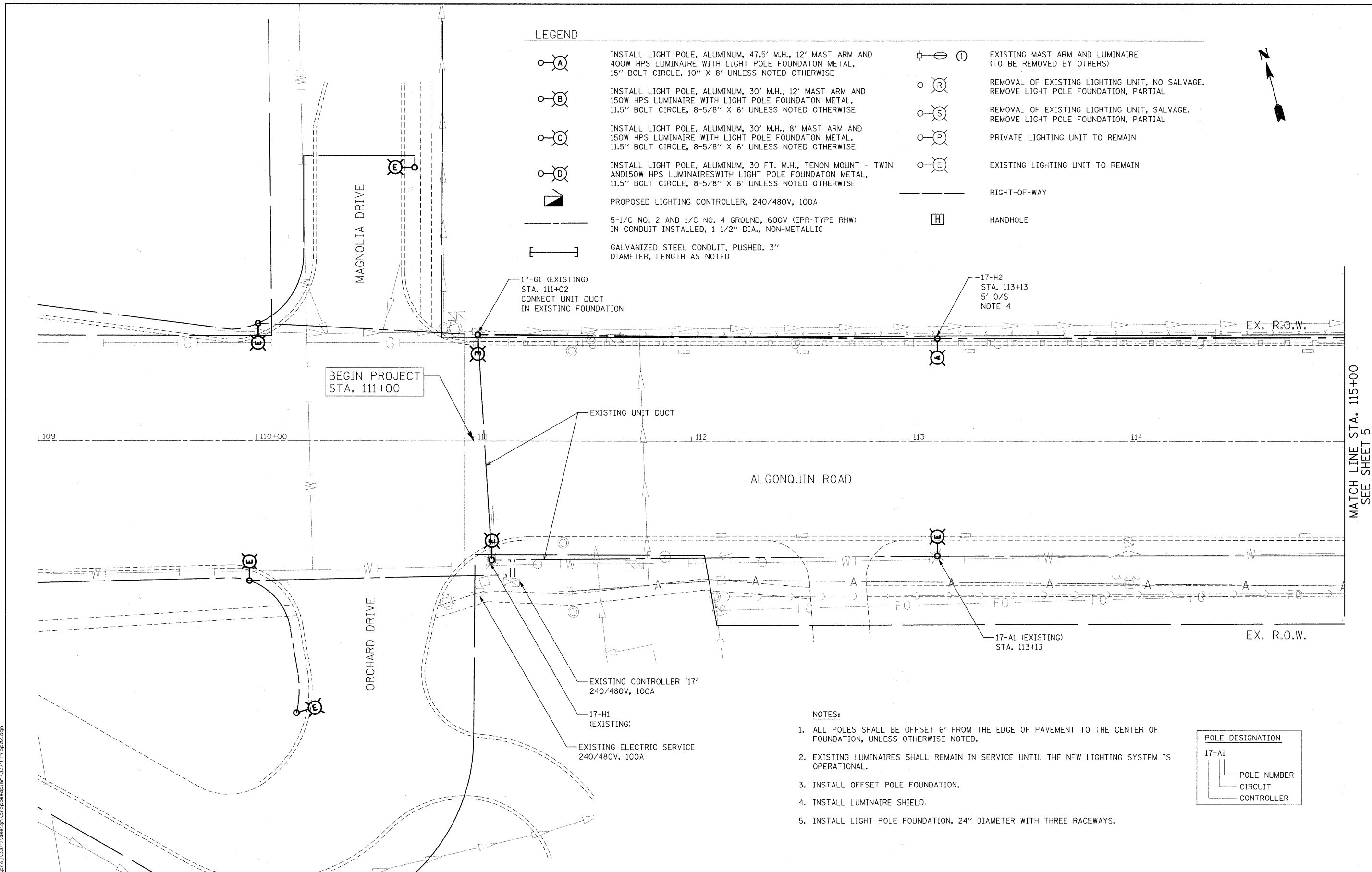
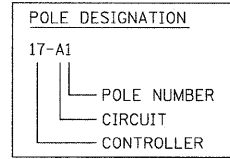


**LEGEND**

-  **A** INSTALL LIGHT POLE, ALUMINUM, 47.5' M.H., 12' MAST ARM AND 400W HPS LUMINAIRE WITH LIGHT POLE FOUNDATION METAL, 15" BOLT CIRCLE, 10' X 8' UNLESS NOTED OTHERWISE
-  **B** INSTALL LIGHT POLE, ALUMINUM, 30' M.H., 12' MAST ARM AND 150W HPS LUMINAIRE WITH LIGHT POLE FOUNDATION METAL, 11.5" BOLT CIRCLE, 8-5/8" X 6' UNLESS NOTED OTHERWISE
-  **C** INSTALL LIGHT POLE, ALUMINUM, 30' M.H., 8' MAST ARM AND 150W HPS LUMINAIRE WITH LIGHT POLE FOUNDATION METAL, 11.5" BOLT CIRCLE, 8-5/8" X 6' UNLESS NOTED OTHERWISE
-  **D** INSTALL LIGHT POLE, ALUMINUM, 30 FT. M.H., TENON MOUNT - TWIN AND 150W HPS LUMINAIRES WITH LIGHT POLE FOUNDATION METAL, 11.5" BOLT CIRCLE, 8-5/8" X 6' UNLESS NOTED OTHERWISE
-  **E** EXISTING LIGHTING UNIT TO REMAIN
-  **F** PROPOSED LIGHTING CONTROLLER, 240/480V, 100A
-  5-1/C NO. 2 AND 1/C NO. 4 GROUND, 600V (EPR-TYPE RHW) IN CONDUIT INSTALLED, 1 1/2" DIA., NON-METALLIC
-  **H** HANDHOLE
-  **I** EXISTING MAST ARM AND LUMINAIRE (TO BE REMOVED BY OTHERS)
-  **R** REMOVAL OF EXISTING LIGHTING UNIT, NO SALVAGE. REMOVE LIGHT POLE FOUNDATION, PARTIAL
-  **S** REMOVAL OF EXISTING LIGHTING UNIT, SALVAGE. REMOVE LIGHT POLE FOUNDATION, PARTIAL
-  **P** PRIVATE LIGHTING UNIT TO REMAIN
-  **Q** EXISTING LIGHTING UNIT TO REMAIN
-  RIGHT-OF-WAY



- NOTES:**
1. ALL POLES SHALL BE OFFSET 6' FROM THE EDGE OF PAVEMENT TO THE CENTER OF FOUNDATION, UNLESS OTHERWISE NOTED.
  2. EXISTING LUMINAIRES SHALL REMAIN IN SERVICE UNTIL THE NEW LIGHTING SYSTEM IS OPERATIONAL.
  3. INSTALL OFFSET POLE FOUNDATION.
  4. INSTALL LUMINAIRE SHIELD.
  5. INSTALL LIGHT POLE FOUNDATION, 24" DIAMETER WITH THREE RACEWAYS.



FILE NAME = n:\sproj\3379\design\proposals\3379-P-op02.dgn

**Ciorba Group, Inc.**  
 CONSULTING ENGINEERS  
 5607 North Cumberland Avenue, Suite 402  
 Chicago, Illinois 60658  
 Tel. 773.775.4009 Fax 773.775.4014

USER NAME = jvandra	DESIGNED - RJR	REVISIONS
PLOT SCALE = 20,000 / IN.	DRAWN - RJR	REVISIONS
PLOT DATE = 7/12/2010	CHECKED - JMV	REVISIONS
	DATE - 6/16/2010	REVISIONS

**STATE OF ILLINOIS  
 DEPARTMENT OF TRANSPORTATION**

**ALGONQUIN ROAD LIGHTING IMPROVEMENTS  
 PROPOSED LIGHTING PLAN**

SCALE: 1"=20' SHEET NO. 4 OF 64 SHEETS STA. 109+00 TO STA. 115+00

F.A.P. RTE. 339	SECTION 09-00100-00-LT	COUNTY COOK	TOTAL SHEETS 64	SHEET NO. 4
CONTRACT NO. 63426				
FED. ROAD DIST. NO. 1 ILLINOIS FED. AID PROJECT				

MATCH LINE STA. 115+00  
SEE SHEET 5