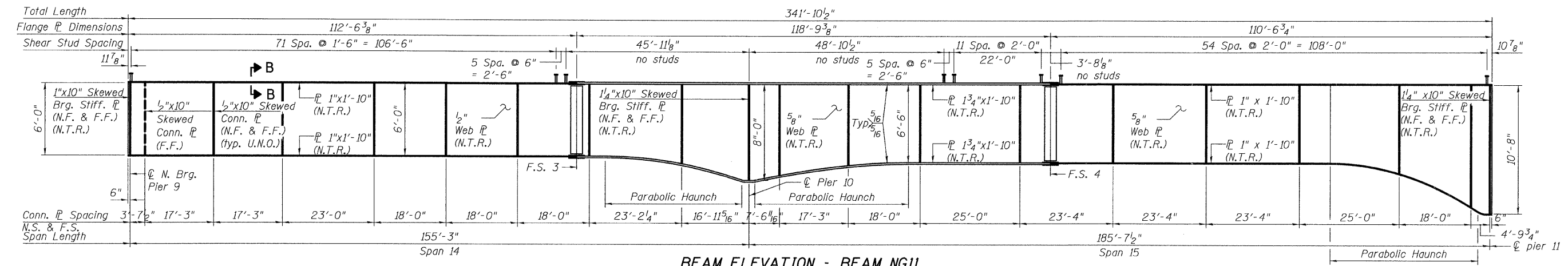
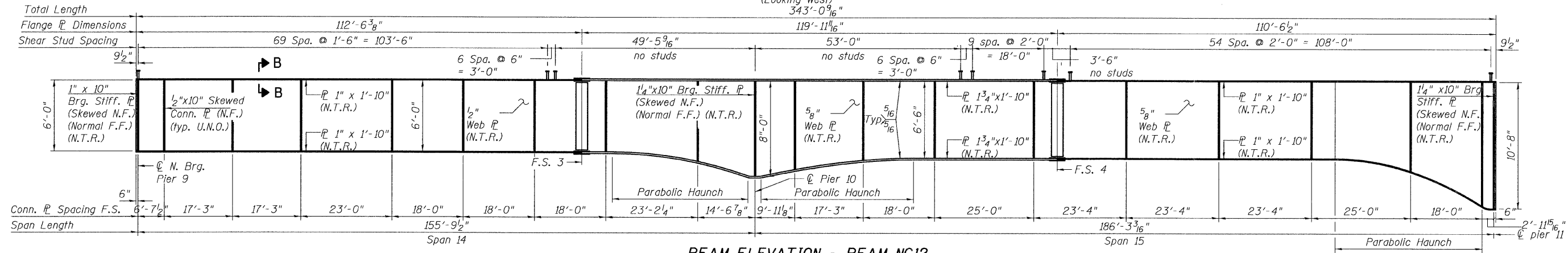


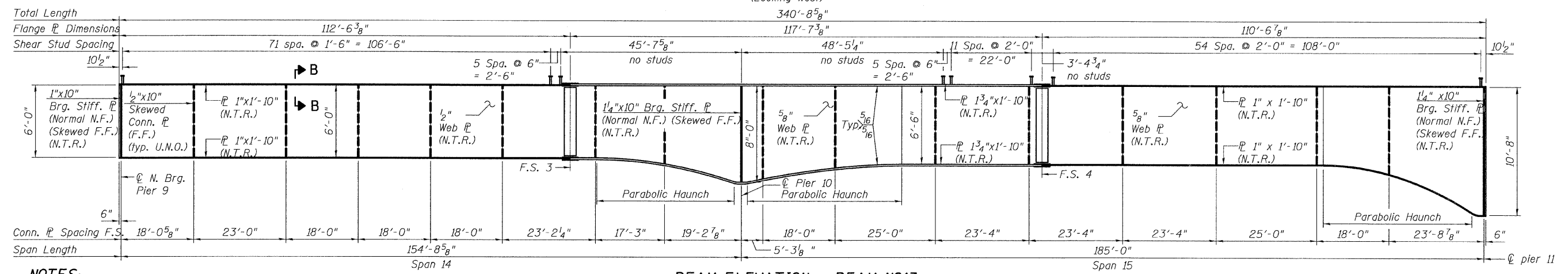
STATE OF ILLINOIS
DEPARTMENT OF TRANSPORTATION



BEAM ELEVATION - BEAM NG11
(Looking West)



BEAM ELEVATION - BEAM NG12
(Looking West)



BEAM ELEVATION - BEAM NG13
(Looking West)

NOTES:

- All structural steel on this sheet shall conform to the requirements of AASHTO M 270 Grade 50.
- For Top of Web Elevations and Camber Diagram, see Sheets 18 & 29.
- For Bearing Stiffener Detail, Intermediate Stiffener Detail and Connection Plate Detail, see Sheets 24 & 25.
- Load carrying components designated "N.T.R." shall conform to the Supplemental Requirements for Notch Toughness, Zone 2.
- For Field Spllices 3 and 4 details, see Sheet 28.
- For Parabolic Haunch Details, see Sheet 29.
- For Section B-B, see Sheet 23.
- U.N.O. Denotes Unless Noted Otherwise.
- N.F. Denotes Near Face.
- F.F. Denotes Far Face.

GIRDER ELEVATIONS
SPANS 14 & 15
STRUCTURE NO. 016-3240

TYLIN INTERNATIONAL	DESIGNED - DY, LS	REVISIONS		SHEET NO. 22	F.A.I. RTE. 55	SECTION 0711.2R & 1011.1BR	COUNTY COOK	TOTAL SHEETS 200	SHEET NO. 189
	CHECKED - AMD, LS	NAME	DATE						
	DRAWN - DY, LS								
	CHECKED - AMD, LS								
DATE - 08/02/10				33 SHEETS	CONTRACT NO. 60L39				
					FED. ROAD DIST. NO. 1 ILLINOIS FED. AID PROJECT				

8/2/2010 1:59:14 PM p:\01345\beam_and_bearing_fabrication\155c3f\frame\13.dgn