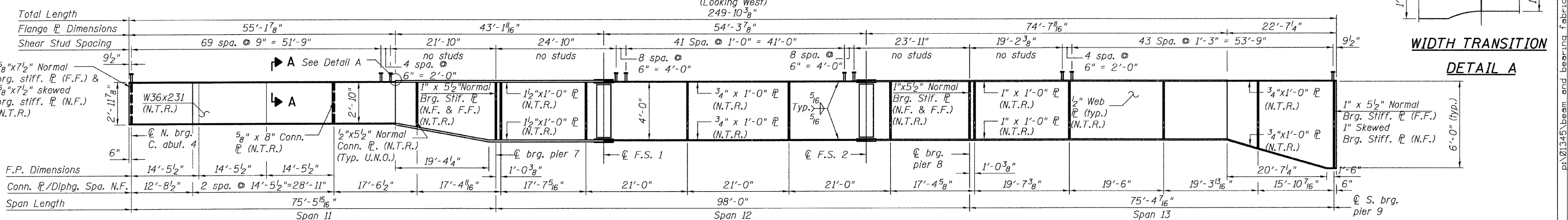
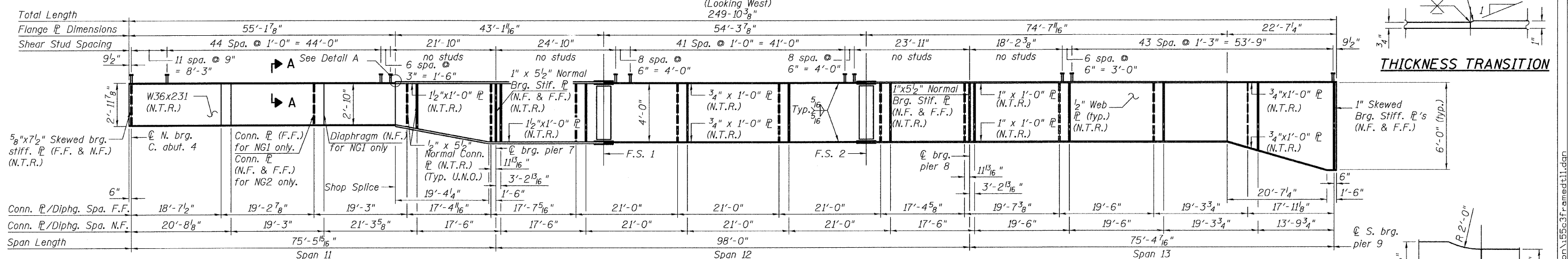
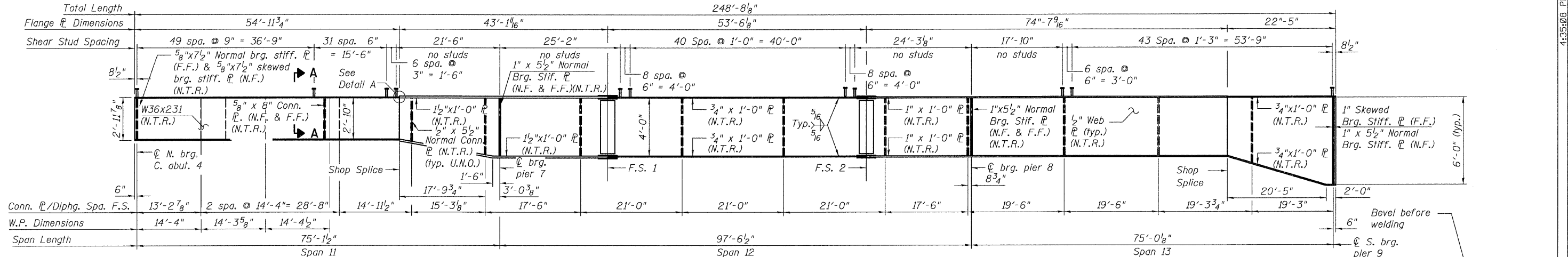


STATE OF ILLINOIS  
DEPARTMENT OF TRANSPORTATION



**NOTES:**

- All structural steel on this sheet shall conform to the requirements of AASHTO M270 Grade 50.
- For Top of Beam/Web Elevations and Camber Diagram, see Sheets 17 & 29.
- For Bearing Stiffener Detail, Intermediate Stiffener Detail and Connection Plate Detail, see Sheets 23 thru 26.
- Load carrying components designated "N.T.R." shall conform to the Supplemental Requirements for Notch Toughness, Zone 2.
- For Field Splices 1 and 2 details, see Sheet 27.
- For Section A-A, see Sheet 23.
- N.F. Denotes Near Face.
- F.F. Denotes Far Face.
- U.N.O. Denotes Unless Noted Otherwise.

**GIRDER ELEVATIONS**  
**SPANS 11, 12 & 13**  
**STRUCTURE NO. 016-3240**

<b>TYLIN INTERNATIONAL</b>	DESIGNED - DY, LS	REVISIONS		SHEET NO. 20	F.A.I. RTE.	SECTION	COUNTY	TOTAL SHEETS	SHEET NO.	
	CHECKED - AMD, LS	NAME	DATE		55	0711.2R & 1011.1BR	COOK	200	187	
	DRAWN - DY, LS				33 SHEETS	CONTRACT NO. 60L39				
	CHECKED - AMD, LS				FED. ROAD DIST. NO. 1 ILLINOIS FED. AID PROJECT					
	DATE - 08/02/10									

p:\01345\beam and bearing fabrication\16563\frame\11.dgn 8/13/2010 4:35:08 PM