STATE OF ILLINOIS
DEPARTMENT OF TRANSPORTATION

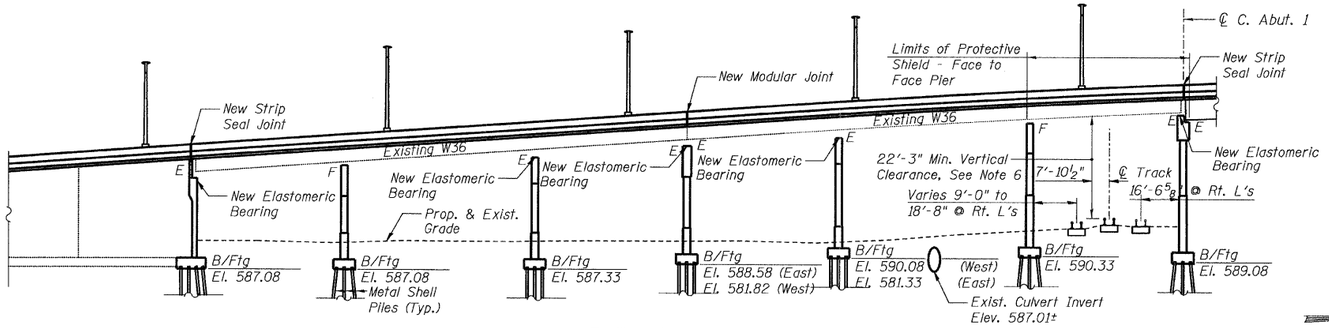

ELEVATION

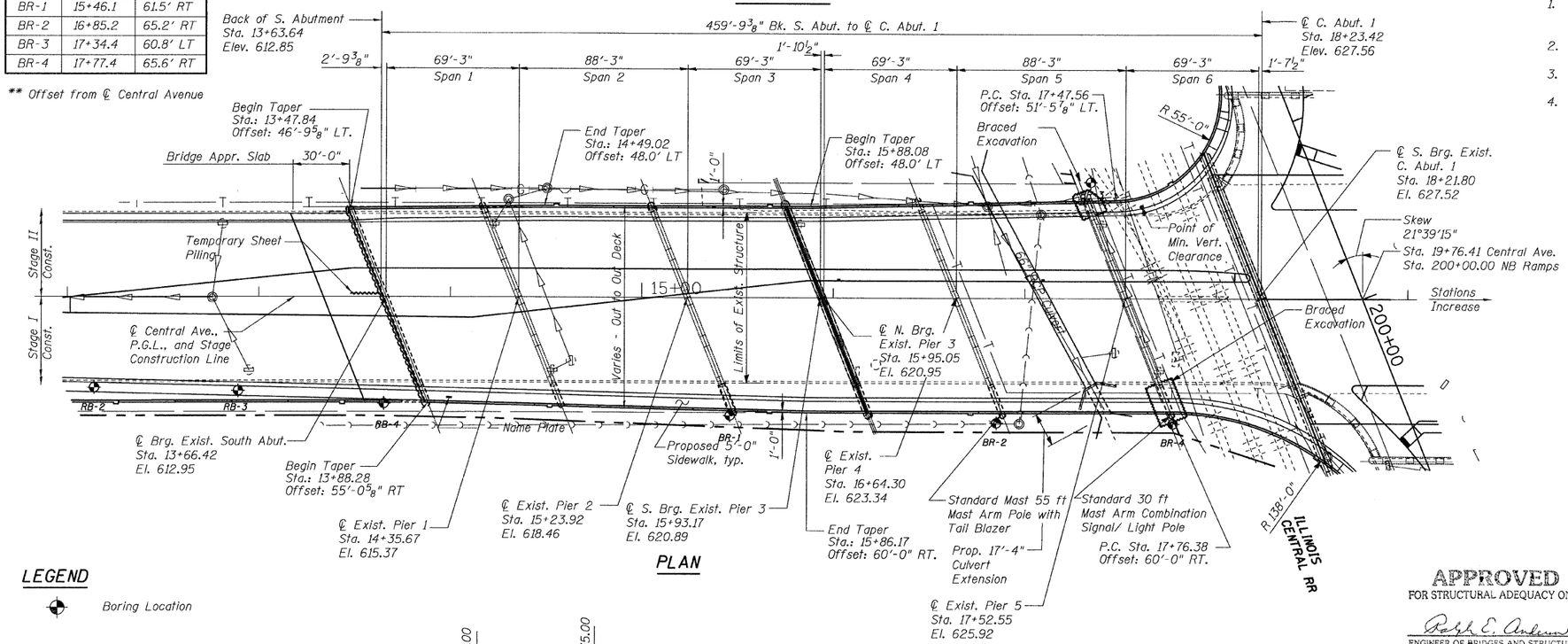

PLAN

BORING LOCATIONS

No.	Station	**Offset
RB-4	13+65.3	55.6' RT
BR-1	15+46.1	61.5' RT
BR-2	16+85.2	65.2' RT
BR-3	17+34.4	60.8' LT
BR-4	17+77.4	65.6' RT

** Offset from ℄ Central Avenue

LEGEND

Boring Location

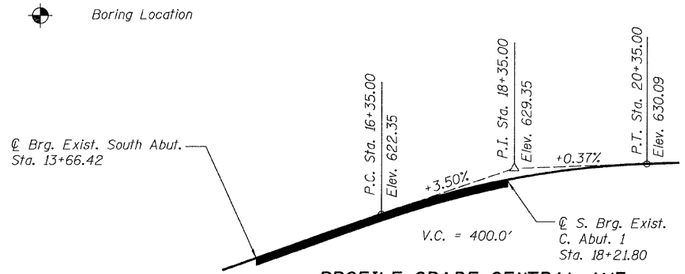

PROFILE GRADE CENTRAL AVE.

DESIGN SPECIFICATION

2002 AASHTO Standard Specifications for Highway Bridges

SEISMIC DATA

Seismic performance category (SPC) = A
Bedrock Acceleration Coefficient = 0.04
Site Coefficient = 1.50

LOADING HS20-44

Allow 50 psf for future wearing surface

DESIGN STRESSES

FIELD UNITS

Concrete: f'c = 3,500 psi
Struct. Steel: fy = 50,000 psi (M 270, GR 50)
Reinforcement: fy = 60,000 psi

ALLOWABLE STRESSES FOR EXISTING STEEL AND CONCRETE

Concrete: f'c = 3,500 psi
Struct. Steel: fy = 36,000 psi
Reinforcement: fy = 40,000 psi

NOTES:

1. No deck drains will be permitted in the span over tracks or within 10 ft of cross arms of a railroad pole line.
2. For C. Abutment 1 details, see plans for S.N. 016-0724
3. For culvert exstension details, see drainage plans.
4. Controlling Vertical Clearance governed by existing beams.

STATION 13+65.39
REBUILT 20__ BY
STATE OF ILLINOIS
FAP 366
FAI ROUTE 55
SEC. 0711.2R & 1011.1BR
LOADING HS20-44
STR. NO. 016-3241

NAME PLATE

(See Std. 515001)*

* The existing Name Plate shall be cleaned and relocated next to the new Name Plate. Cost is included with Name Plates.

APPROVED
FOR STRUCTURAL ADEQUACY ONLY
Ralph E. Anderson
ENGINEER OF BRIDGES AND STRUCTURES

SCOPE OF WORK

- Widen the existing Superstructure and Substructure.
- Remove and replace the Existing Deck with a 7½" Deck.
- Clean and Paint the Existing Structural Steel.
- Make existing structural steel composite.
- Remove and replace End Diaphragms located below deck expansion joints.
- Remove and replace South Abutment stem and backwall.
- Rebuild Pier 3 and C. Abutment 1.
- Construct new Pier & Abutment Extensions.
- Perform Formed Concrete Repairs on Piers.
- Replace Existing Rocker Expansion Bearings with Elastomeric Bearings.
- Install new deck Expansion Joints.
- Remove and replace the Drainage System.
- Extend the existing culvert.

STATE OF ILLINOIS ANNA M. DUKES 081-005598 CHICAGO, ILLINOIS LICENSED STRUCTURAL ENGINEER

Signed Anna M. Dukes
Anna M. Dukes, S.E. Il. Lic. No. 081-005598
Expires 11-30-2010.
Date August 3, 2010

GENERAL PLAN AND ELEVATION
STRUCTURE NO. 016-3241

TYLIN INTERNATIONAL

		REVISIONS	
DESIGNED	- SP	NAME	DATE
CHECKED	- AMD.		
DRAWN	- SP		
CHECKED	- AMD.		
DATE	- 08/02/10		

SHEET NO. 1	F.A.I RTE.	SECTION	COUNTY	TOTAL SHEETS	SHEET NO.
26 SHEETS	55	0711.2R & 1011.1BR	COOK	200	5
			CONTRACT NO. 60L39		
	FED. ROAD DIST. NO. 1	ILLINOIS	FED. AID PROJECT		

p:\01345\beam and bearing fabrication\55clape.dgn 2:29:31 PM 8/2/2010