STATE OF ILLINOIS
DEPARTMENT OF TRANSPORTATION

Notes:
See sheet 24 of 68 for Sections C-C & D-D and View E-E.
$a_{30}(E)$ and $a_{31}(E)$ bar spacings measured along ℄ Rdwy.
Order $a_{30}(E)$, $a_{31}(E)$, $b_{30}(E)$ and $b_{31}(E)$ bars full length. Cut in field to fit Type C Inlet Box. Hwy. Standard 609006.

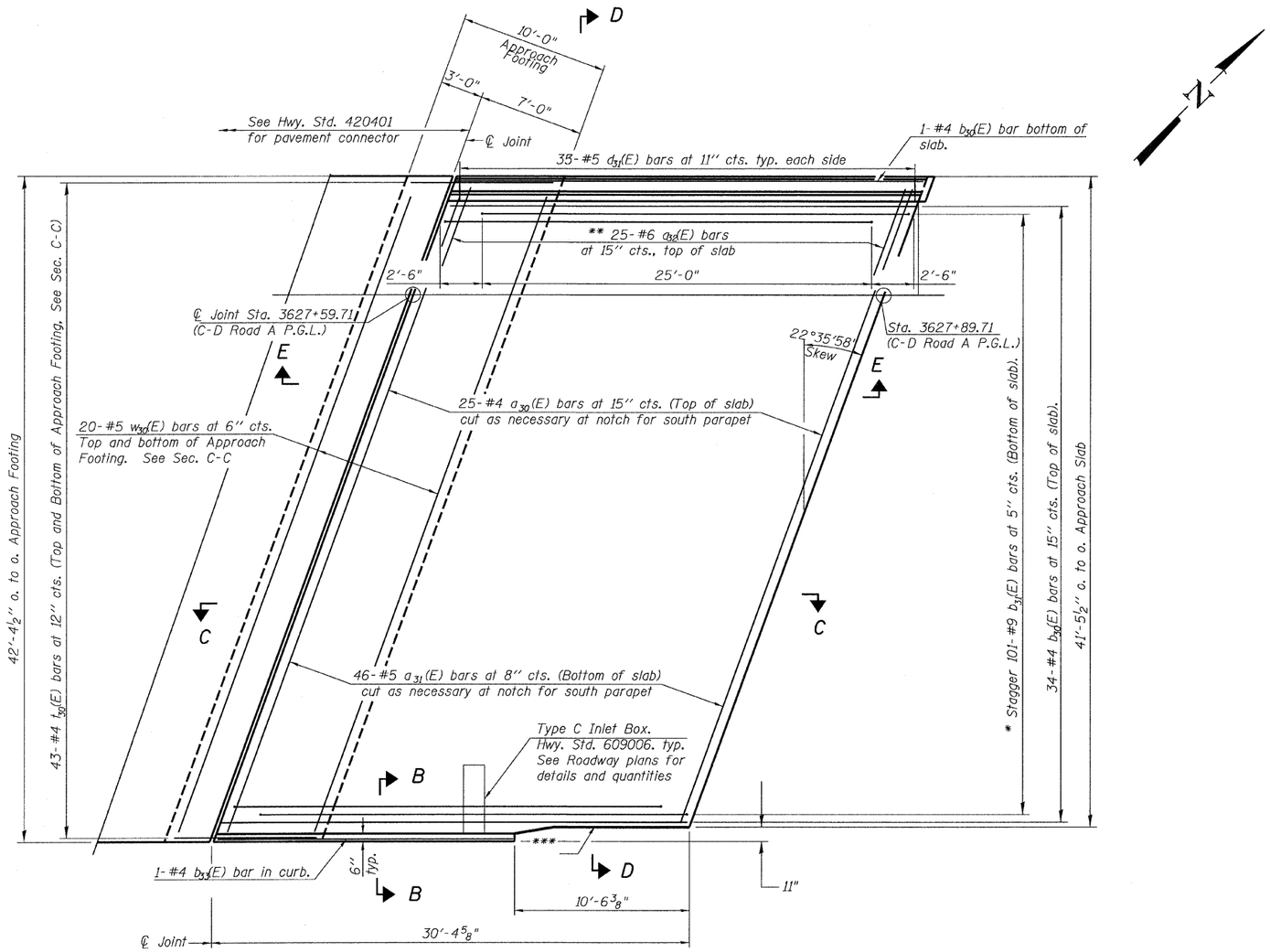

PLAN

* Tilt #9 $b_{31}(E)$ bars as required to maintain clearance.
** Space between $a_{30}(E)$ bars.
*** Closed cell joint filler according to Article 1051.08 of the Std. Specifications: full depth of slab, full length of parapet.

**** Cost included with Concrete Superstructure.

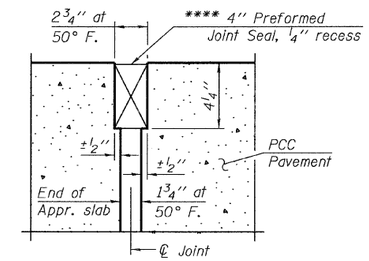

RIGID PAVEMENT

DETAIL A

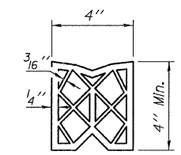

PREFORMED JOINT SEAL

WEST APPROACH SLAB C-D ROAD A -1
STRUCTURE NO. 016-1251

DESIGNED - JMA	REVISIONS		
CHECKED - SP,	NAME	DATE	
DRAWN - JMA			
CHECKED - SP,PDF			
DATE - 03/18/10			

T·Y·LIN INTERNATIONAL

SHEET NO. 23
68 SHEETS

F.A.I RTE.	SECTION	COUNTY	TOTAL SHEETS	SHEET NO.
57	1414.2B	COOK	516	268
		CONTRACT NO. 60J27		
FED. ROAD DIST. NO. 1	ILLINOIS	FED. AID PROJECT		

P:\602540(57-294)\STRUCTURAL\I-57 OVER I294\016I251-60J27-023-W_APPR1.dgn 10:27:33 AM 8/20/2010