

NOTES

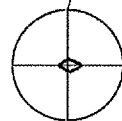
JOINT LOCATIONS ARE SHOWN FOR REFERENCE ONLY. JOINT LOCATIONS AND TYPE SHOULD BE VERIFIED IN THE FIELD. TYPICAL SLAB SIZE IS 12.5' X 20'. EXPANSION JOINTS ARE TYPICALLY SPACED EVERY 120'.

REPAIR AREAS ARE SHOWN FOR REFERENCE ONLY. LOCATION AND SIZE SHOULD BE VERIFIED IN THE FIELD. REPAIRS SHALL BE MARKED BY THE RESIDENT ENGINEER.

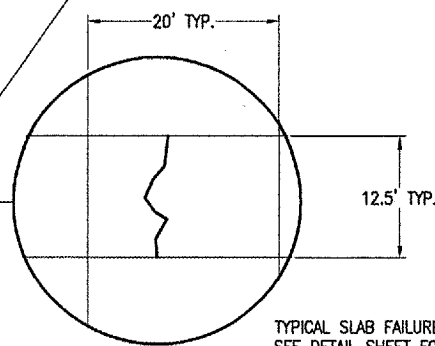
AREAS OF CONCRETE SURFACE CLEANING ARE NOT SHOWN FOR CLARITY. LOCATIONS SHOULD BE VERIFIED IN THE FIELD.

ALL LOCATIONS OF REPAIRS SHALL BE MARKED BY THE RESIDENT ENGINEER PRIOR TO ANY WORK.

TYPICAL CORNER DAMAGE
SEE DETAIL SHEET FOR
PARTIAL DEPTH REPAIRS

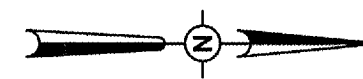


TYPICAL SLAB FAILURE
SEE DETAIL SHEET FOR
PAVEMENT REMOVAL AND
REPLACEMENT



LEGEND

- EXISTING PAVEMENTS
- EXISTING JOINT
- EXISTING EXPANSION JOINT
- PROPOSED MILLING AND P.F.C.
- PROPOSE POROUS FRICTION COURSE



0' 50' 30' 60'
 HALF SIZE SCALE: 1" = 60'
 FULL SIZE SCALE: 1" = 30'

JUL 01, 2005 4:13 PM DAK
 I:\AIRPORTS\17\QUINCY\22-05CRK\AIRPORT\4HEETS\MICROSTATION\A-3018T.DWG -- const. plan 1

DATE	REVISION	BY

QUINCY REGIONAL AIRPORT
BALDWIN FIELD
ADAMS COUNTY, ILLINOIS
 IL PROJ.: UN-3336 A.I.P. PROJ.: 3-17-0085-XX

HEI Project No. 82405CRK0	UPPER (GETVAR, DWGNAME)	XX/XX/XX
Drawn by: [Signature]	Scale: 1"=XX'	XX/XX/XX
Date: XX/XX/XX		XX/XX/XX
LAYOUT	XXX	XXX
DRAWN	XXX	XXX
REVIEWED	XXX	XXX

HANSON
 Hanson Professional Services Inc.
 1925 South Sixth Street
 Springfield, Illinois 62703-2886
 Offices Nationwide

REHABILITATE
RUNWAY 18-36
CONSTRUCTION
PLAN
STA 125+90 TO STA 139+00