

If you plan to submit a bid directly to the Department of Transportation

PREQUALIFICATION

Any contractor who desires to become pre-qualified to bid on work advertised by IDOT must submit the properly completed pre-qualification forms to the Bureau of Construction no later than 4:30 p.m. prevailing time twenty-one days prior to the letting of interest. This pre-qualification requirement applies to first time contractors, contractors renewing expired ratings, contractors maintaining continuous pre-qualification or contractors requesting revised ratings. To be eligible to bid, existing pre-qualification ratings must be effective through the date of letting.

REQUESTS FOR AUTHORIZATION TO BID

Contractors downloading and/or ordering CD-ROM's and are wanting to bid on items included in a particular letting must submit the properly completed "Request for Authorization to Bid/or Not For Bid Status" (BDE 124INT) and the ORIGINAL, signed and notarized, "Affidavit of Availability" (BC 57) to the proper office no later than 4:30 p.m. prevailing time, three (3) days prior to the letting date.

WHO CAN BID ?

Bids will be accepted from only those companies that request and receive written **Authorization to Bid** from IDOT's Central Bureau of Construction.

WHAT CONSTITUTES WRITTEN AUTHORIZATION TO BID? When a prospective prime bidder submits a "Request for Authorization to Bid/or Not For Bid Status" (BDE 124INT) he/she must indicate at that time which items are being requested For Bidding purposes. Only those items requested For Bidding will be analyzed. After the request has been analyzed, the bidder will be issued a **Proposal Denial and/or Authorization Form**, approved by the Central Bureau of Construction, that indicates which items have been approved For Bidding. If **Authorization to Bid** cannot be approved, the **Proposal Denial and/or Authorization Form** will indicate the reason for denial.

ABOUT AUTHORIZATION TO BID: Firms that have not received an authorization form within a reasonable time of complete and correct original document submittal should contact the department as to status. This is critical in the week before the letting. These documents must be received three days before the letting date. Firms unsure as to authorization status should call the Prequalification Section of the Bureau of Construction at the number listed at the end of these instructions.

ADDENDA AND REVISIONS: It is the contractor's responsibility to determine which, if any, addenda or revisions pertain to any project they may be bidding. Failure to incorporate all relevant addenda or revisions may cause the bid to be declared unacceptable.

Each addendum will be placed with the contract number. Addenda and revisions will also be placed on the Addendum/Revision Checklist and each subscription service subscriber will be notified by e-mail of each addendum and revision issued.

The Internet is the Department's primary way of doing business. The subscription server e-mails are an added courtesy the Department provides. It is suggested that bidder check IDOT's website <http://www.dot.il.gov/desenv/delett.html> before submitting final bid information.

IDOT is not responsible for any e-mail related failures.

Addenda Questions may be directed to the Contracts Office at (217)782-7806 or D&Econtracts@dot.il.gov

Technical Questions about downloading these files may be directed to Tim Garman (217)524-1642 or garmantr@dot.il.gov.

WHAT MUST BE INCLUDED WHEN BIDS ARE SUBMITTED?: Bidders need not return the entire proposal when bids are submitted. That portion of the proposal that must be returned includes the following:

1. All documents from the Proposal Cover Sheet through the Proposal Bid Bond
2. Other special documentation and/or information that may be required by the contract special provisions

All proposal documents, including Proposal Guaranty Checks or Proposal Bid Bonds, should be stapled together to prevent loss when bids are processed by IDOT personnel.

ABOUT SUBMITTING BIDS: It is recommended that bidders deliver bids in person to insure they arrive at the proper location prior to the time specified for the receipt of bids. Any bid received at the place of letting after the time specified will not be accepted.

WHO SHOULD BE CALLED IF ASSISTANCE IS NEEDED?

Questions Regarding	Call
Prequalification and/or Authorization to Bid	(217)782-3413
Preparation and submittal of bids	(217)782-7806
Mailing of plans and proposals	(217)782-7806
Electronic plans and proposals	(217)524-1642

ADDENDUMS AND REVISIONS TO THE PROPOSAL FORMS

Planholders should verify that they have received and incorporated the addendum and/or revision prior to submitting their bid. Failure by the bidder to include an addendum could result in a bid being rejected as irregular.

129

RETURN WITH BID

Proposal Submitted By
Name
Address
City

Letting August 5, 2005

BIDDERS NEED NOT RETURN THE ENTIRE PROPOSAL
(See instructions inside front cover)

NOTICE TO PROSPECTIVE BIDDERS

This proposal can be used for bidding purposes by only those companies that request and receive written AUTHORIZATION TO BID from IDOT's Central Bureau of Construction.

(SEE INSTRUCTIONS ON THE INSIDE OF COVER)

Notice To Bidders, Specifications, Proposal, Contract and Contract Bond



Illinois Department
of Transportation

Springfield, Illinois 62764

Contract No. 83789
LAKE County
Section 00-00095-11-BR
Route FAU 2661 (Hunt Club Road)
Project BRM-7003(873)
District 1 Construction Funds

PLEASE MARK THE APPROPRIATE BOX BELOW:

- A Bid Bond is included.
- A Cashier's Check or a Certified Check is included

Prepared by

F

Checked by

(Printed by authority of the State of Illinois)

INSTRUCTIONS

ABOUT IDOT PROPOSALS: All proposals issued by IDOT are potential bidding proposals. Each proposal contains all Certifications and Affidavits, a Proposal Signature Sheet and a Proposal Bid Bond required for Prime Contractors to submit a bid after written **Authorization to Bid** has been issued by IDOT's Central Bureau of Construction.

WHO CAN BID?: Bids will be accepted from only those companies that request and receive written **Authorization to Bid** from IDOT's Central Bureau of Construction. To request authorization, a potential bidder must complete and submit Part B of the Request for Authorization to Bid/or Not For Bid Status form (BDE 124 INT) and submit an original Affidavit of Availability (BC 57).

WHAT CONSTITUTES WRITTEN AUTHORIZATION TO BID?: When a prospective prime bidder submits a "Request for Proposal Forms and Plans" he/she must indicate at that time which items are being requested For Bidding purposes. Only those items requested For Bidding will be analyzed. After the request has been analyzed, the bidder will be issued a **Proposal Denial and/or Authorization Form**, approved by the Central Bureau of Construction, that indicates which items have been approved For Bidding. If **Authorization to Bid** cannot be approved, the **Proposal Denial and/or Authorization Form** will indicate the reason for denial. If a contractor has requested to bid but has not received a **Proposal Denial and/or Authorization Form**, they should contact the Central Bureau of Construction in advance of the letting date.

WHAT MUST BE INCLUDED WHEN BIDS ARE SUBMITTED?: Bidders need not return the entire proposal when bids are submitted. That portion of the proposal that must be returned includes the following:

1. All documents from the Proposal Cover Sheet through the Proposal Bid Bond
2. Other special documentation and/or information that may be required by the contract special provisions

All proposal documents, including Proposal Guaranty Checks or Proposal Bid Bonds, should be stapled together to prevent loss when bids are processed by IDOT personnel.

ABOUT SUBMITTING BIDS: It is recommended that bidders deliver bids in person to insure they arrive at the proper location prior to the time specified for the receipt of bids. Any bid received at the place of letting after the time specified will not be accepted.

WHO SHOULD BE CALLED IF ASSISTANCE IS NEEDED?

Questions Regarding	Call
Prequalification and/or Authorization to Bid	217/782-3413
Preparation and submittal of bids	217/782-7806
Mailing of CD-ROMS	217/782-7806

RETURN WITH BID



PROPOSAL

TO THE DEPARTMENT OF TRANSPORTATION

1. Proposal of _____

for the improvement identified and advertised for bids in the Invitation for Bids as:

**Contract No. 83789
LAKE County
Section 00-00095-11-BR
Project BRM-7003(873)
Route FAU 2661 (Hunt Club Road)
District 1 Construction Funds**

Project consists of the removal of the existing 30' single span, steel stringer, multi beam girder, concrete deck bridge and replace with a 40' clear width, single span, integral abutment, composite steel beam @ 77' back to back abutments bridge and all incidental work needed to complete the project on Hunt Club Road over Mill Creek in Lake County.

2. The undersigned bidder will furnish all labor, material and equipment to complete the above described project in a good and workmanlike manner as provided in the contract documents provided by the Department of Transportation. This proposal will become part of the contract and the terms and conditions contained in the contract documents shall govern performance and payments.

RETURN WITH BID

3. **ASSURANCE OF EXAMINATION AND INSPECTION/WAIVER.** The undersigned further declares that he/she has carefully examined the proposal, plans, specifications, form of contract and contract bond, and special provisions, and that he/she has inspected in detail the site of the proposed work, and that he/she has familiarized themselves with all of the local conditions affecting the contract and the detailed requirements of construction, and understands that in making this proposal he/she waives all right to plead any misunderstanding regarding the same.

4. **EXECUTION OF CONTRACT AND CONTRACT BOND.** The undersigned further agrees to execute a contract for this work and present the same to the department within fifteen (15) days after the contract has been mailed to him/her. The undersigned further agrees that he/she and his/her surety will execute and present within fifteen (15) days after the contract has been mailed to him/her contract bond satisfactory to and in the form prescribed by the Department of Transportation, in the penal sum of the full amount of the contract, guaranteeing the faithful performance of the work in accordance with the terms of the contract.

5. **PROPOSAL GUARANTY.** Accompanying this proposal is either a bid bond on the department form, executed by a corporate surety company satisfactory to the department, or a proposal guaranty check consisting of a bank cashier's check or a properly certified check for not less than 5 per cent of the amount bid or for the amount specified in the following schedule:

<u>Amount of Bid</u>		<u>Proposal Guaranty</u>	<u>Amount of Bid</u>		<u>Proposal Guaranty</u>	
Up to	\$5,000	\$150	\$2,000,000	to	\$3,000,000	\$100,000
\$5,000	to \$10,000	\$300	\$3,000,000	to	\$5,000,000	\$150,000
\$10,000	to \$50,000	\$1,000	\$5,000,000	to	\$7,500,000	\$250,000
\$50,000	to \$100,000	\$3,000	\$7,500,000	to	\$10,000,000	\$400,000
\$100,000	to \$150,000	\$5,000	\$10,000,000	to	\$15,000,000	\$500,000
\$150,000	to \$250,000	\$7,500	\$15,000,000	to	\$20,000,000	\$600,000
\$250,000	to \$500,000	\$12,500	\$20,000,000	to	\$25,000,000	\$700,000
\$500,000	to \$1,000,000	\$25,000	\$25,000,000	to	\$30,000,000	\$800,000
\$1,000,000	to \$1,500,000	\$50,000	\$30,000,000	to	\$35,000,000	\$900,000
\$1,500,000	to \$2,000,000	\$75,000	over		\$35,000,000	\$1,000,000

Bank cashier's checks or properly certified checks accompanying proposals shall be made payable to the Treasurer, State of Illinois, when the state is awarding authority; the county treasurer, when a county is the awarding authority; or the city, village, or town treasurer, when a city, village, or town is the awarding authority.

If a combination bid is submitted, the proposal guaranties which accompany the individual proposals making up the combination will be considered as also covering the combination bid.

The amount of the proposal guaranty check is _____ \$(_____). If this proposal is accepted and the undersigned shall fail to execute a contract bond as required herein, it is hereby agreed that the amount of the proposal guaranty shall become the property of the State of Illinois, and shall be considered as payment of damages due to delay and other causes suffered by the State because of the failure to execute said contract and contract bond; otherwise, the bid bond shall become void or the proposal guaranty check shall be returned to the undersigned.

Attach Cashier's Check or Certified Check Here

In the event that one proposal guaranty check is intended to cover two or more proposals, the amount must be equal to the sum of the proposal guaranties which would be required for each individual proposal. If the guaranty check is placed in another proposal, state below where it may be found.

The proposal guaranty check will be found in the proposal for:

Item _____

Section No. _____

County _____

Mark the proposal cover sheet as to the type of proposal guaranty submitted.

BD 354 (Rev. 11/2001)

RETURN WITH BID

6. **COMBINATION BIDS.** The undersigned further agrees that if awarded the contract for the sections contained in the following combination, he/she will perform the work in accordance with the requirements of each individual proposal comprising the combination bid specified in the schedule below, and that the combination bid shall be prorated against each section in proportion to the bid submitted for the same. If an error is found to exist in the gross sum bid for one or more of the individual sections included in a combination, the combination bid shall be corrected as provided in the specifications.

When a combination bid is submitted, the schedule below must be completed in each proposal comprising the combination.

If alternate bids are submitted for one or more of the sections comprising the combination, a combination bid must be submitted for each alternate.

Schedule of Combination Bids

Combination No.	Sections Included in Combination	Combination Bid	
		Dollars	Cents

7. **SCHEDULE OF PRICES.** The undersigned bidder submits herewith, in accordance with the rules and instructions, a schedule of prices for the items of work for which bids are sought. The unit prices bid are in U.S. dollars and cents, and all extensions and summations have been made. The bidder understands that the quantities appearing in the bid schedule are approximate and are provided for the purpose of obtaining a gross sum for the comparison of bids. If there is an error in the extension of the unit prices, the unit prices shall govern. Payment to the contractor awarded the contract will be made only for actual quantities of work performed and accepted or materials furnished according to the contract. The scheduled quantities of work to be done and materials to be furnished may be increased, decreased or omitted as provided elsewhere in the contract.
8. **CERTIFICATE OF AUTHORITY.** The undersigned bidder, if a business organized under the laws of another State, assures the Department that it will furnish a copy of its certificate of authority to do business in the State of Illinois with the return of the executed contract and bond. Failure to furnish the certificate within the time provided for execution of an awarded contract may be cause for cancellation of the award and forfeiture of the proposal guaranty to the State.

STATE JOB # - C-91-169-00
 PPS NBR - 1-10088-0000

ILLINOIS DEPARTMENT OF TRANSPORTATION
 SCHEDULE OF PRICES
 CONTRACT NUMBER - 83789

ECMS002 DTGECM03 ECMR003 PAGE 1
 RUN DATE - 07/13/05
 RUN TIME - 194521

COUNTY NAME	CODE	DIST	SECTION NUMBER	PROJECT NUMBER	ROUTE
LAKE	097	01	00-00095-11-BR	BRM-7003/873/000	FAU 2661

ITEM NUMBER	PAY ITEM DESCRIPTION	UNIT OF MEASURE	QUANTITY	UNIT PRICE		TOTAL PRICE	
				DOLLARS	CENTS	DOLLARS	CTS
A2004216	T-FRAX PENN SUM 2	EACH	3.000 X				
A2006716	T-QUERCUS MACR 2	EACH	3.000 X				
XX001302	ENERGY DISSIPATOR SPL	EACH	4.000 X				
XX006128	TRAF BAR TRM TI SP	EACH	4.000 X				
X4066426	BC SC SUPER "D" N70	TON	174.000 X				
X4066616	BCBC SUP IL-19.0 N70	TON	741.000 X				
X4066770	LEV BIND MM SUPER N70	TON	20.000 X				
X6700405	ENGR FLD OFF A MOD	CAL MO	8.000 X				
X7015050	PORT CHANGE MESS SIGN	CAL MO	8.000 X				
Z0000990	AGG FOR TEMP ACCESS	TON	7.000 X				
Z0002600	BAR SPLICERS	EACH	333.000 X				
Z0013798	CONSTRUCTION LAYOUT	L SUM	1.000 X				
20100110	TREE REMOV 6-15	UNIT	38.000 X				
20100210	TREE REMOV OVER 15	UNIT	58.000 X				
20200100	EARTH EXCAVATION	CU YD	268.000 X				

FAU 2661
 00-00095-11-BR
 LAKE

ILLINOIS DEPARTMENT OF TRANSPORTATION
 SCHEDULE OF PRICES
 CONTRACT NUMBER - 83789

ECMS002 DTGECM03 ECMR003 PAGE 2
 RUN DATE - 07/13/05
 RUN TIME - 194521

ITEM NUMBER	PAY ITEM DESCRIPTION	UNIT OF MEASURE	QUANTITY	UNIT PRICE		TOTAL PRICE	
				DOLLARS	CENTS	DOLLARS	CTS
20201200	REM & DISP UNS MATL	CU YD	223.000 X	-	-	-	-
20300100	CHANNEL EXCAV	CU YD	898.000 X	-	-	-	-
20400800	FURNISHED EXCAV	CU YD	431.000 X	-	-	-	-
20700220	POROUS GRAN EMBANK	CU YD	189.000 X	-	-	-	-
21101615	TOPSOIL F & P 4	SQ YD	1,829.000 X	-	-	-	-
25000210	SEEDING CL 2A	ACRE	0.070 X	-	-	-	-
25000300	SEEDING CL 3	ACRE	0.270 X	-	-	-	-
25000400	NITROGEN FERT NUTR	POUND	34.000 X	-	-	-	-
25000500	PHOSPHORUS FERT NUTR	POUND	34.000 X	-	-	-	-
25000600	POTASSIUM FERT NUTR	POUND	34.000 X	-	-	-	-
25100120	MULCH METHOD 2	TON	0.140 X	-	-	-	-
25100640	EROSION CONTR FABRIC	SQ YD	1,262.000 X	-	-	-	-
25200200	SUPPLE WATERING	UNIT	11.000 X	-	-	-	-
28000300	TEMP DITCH CHECKS	EACH	5.000 X	-	-	-	-
28000400	PERIMETER EROS BAR	FOOT	1,142.000 X	-	-	-	-

FAU 2661
 00-00095-11-BR
 LAKE

ILLINOIS DEPARTMENT OF TRANSPORTATION
 SCHEDULE OF PRICES
 CONTRACT NUMBER - 83789

ECMS002 DTGECM03 ECMR003 PAGE 3
 RUN DATE - 07/13/05
 RUN TIME - 194521

ITEM NUMBER	PAY ITEM DESCRIPTION	UNIT OF MEASURE	QUANTITY	UNIT PRICE		TOTAL PRICE	
				DOLLARS	CENTS	DOLLARS	CTS
28100107	STONE RIPRAP CL A4	SQ YD	506.000 X				
28200200	FILTER FABRIC	SQ YD	527.000 X				
28400100	GABIONS	CU YD	21.000 X				
40600100	BIT MATLS PR CT	GALLON	1,640.000 X				
42001165	BR APPR PAVT	SQ YD	302.000 X				
44000006	BIT SURF REM 1 1/2	SQ YD	413.000 X				
44201761	CL D PATCH T1 10	SQ YD	3.000 X				
44201765	CL D PATCH T2 10	SQ YD	4.000 X				
44201769	CL D PATCH T3 10	SQ YD	10.000 X				
44201771	CL D PATCH T4 10	SQ YD	7.000 X				
44300100	AREA REF CR CON TREAT	SQ YD	558.000 X				
48100100	AGGREGATE SHLDS A	TON	55.000 X				
48200400	BIT SHOULDERS 6	SQ YD	799.000 X				
50100100	REM EXIST STRUCT	EACH	1.000 X				
50200100	STRUCTURE EXCAVATION	CU YD	225.000 X				

FAU 2661
 00-00095-11-BR
 LAKE

ILLINOIS DEPARTMENT OF TRANSPORTATION
 SCHEDULE OF PRICES
 CONTRACT NUMBER - 83789

ECMS002 DTGECM03 ECMR003 PAGE 4
 RUN DATE - 07/13/05
 RUN TIME - 194521

ITEM NUMBER	PAY ITEM DESCRIPTION	UNIT OF MEASURE	QUANTITY	UNIT PRICE		TOTAL PRICE	
				DOLLARS	CENTS	DOLLARS	CTS
50300225	CONC STRUCT	CU YD	36.000 X				
50300255	CONC SUP-STR	CU YD	113.000 X				
50300260	BR DECK GROOVING	SQ YD	325.000 X				
50300275	CONCRETE HANDRAIL	CU YD	16.000 X				
50300300	PROTECTIVE COAT	SQ YD	419.000 X				
50500105	F & E STRUCT STEEL	L SUM	1.000 X				
50500505	STUD SHEAR CONNECTORS	EACH	1,134.000 X				
50800205	REINF BARS, EPOXY CTD	POUND	28,690.000 X				
51201600	FUR STL PILE HP12X53	FOOT	864.000 X				
51202700	DRIVE STL PILE	FOOT	864.000 X				
51203600	TEST PILE ST HP12X53	EACH	2.000 X				
51205200	TEMP SHT PILING	SQ FT	1,578.000 X				
51500100	NAME PLATES	EACH	1.000 X				
54200640	P CUL 1 CS/A CP 15	FOOT	27.000 X				
54213867	STEEL END SEC 12	EACH	2.000 X				

FAU 2661
 00-00095-11-BR
 LAKE

ILLINOIS DEPARTMENT OF TRANSPORTATION
 SCHEDULE OF PRICES
 CONTRACT NUMBER - 83789

ECMS002 DTGECM03 ECMR003 PAGE 5
 RUN DATE - 07/13/05
 RUN TIME - 194521

ITEM NUMBER	PAY ITEM DESCRIPTION	UNIT OF MEASURE	QUANTITY	UNIT PRICE		TOTAL PRICE	
				DOLLARS	CENTS	DOLLARS	CTS
54213870	STEEL END SEC 15	EACH	2.000 X				
60103500	PIPE DRAINS CS 12	FOOT	35.000 X				
60900315	TY D INLET BOX 609006	EACH	2.000 X				
60900515	CONC THRUST BLOCKS	EACH	2.000 X				
63000000	SPBGR TY A	FOOT	405.000 X				
63100070	TRAF BAR TERM T5	EACH	4.000 X				
63200310	GUARDRAIL REMOV	FOOT	456.000 X				
66410410	CH LK FENCE RELOC	FOOT	184.000 X				
67100100	MOBILIZATION	L SUM	1.000 X				
70101700	TRAF CONT & PROT	L SUM	1.000 X				
70106500	TEMP BR TRAF SIGNALS	EACH	4.000 X				
70300100	SHORT-TERM PAVT MKING	FOOT	124.000 X				
70300625	TEMP PT PVT M LINE 4	FOOT	2,476.000 X				
70301000	WORK ZONE PAVT MK REM	SQ FT	2,600.000 X				
70400100	TEMP CONC BARRIER	FOOT	414.000 X				

FAU 2661
00-00095-11-BR
LAKE

ILLINOIS DEPARTMENT OF TRANSPORTATION
SCHEDULE OF PRICES
CONTRACT NUMBER - 83789

ECMS002 DTGECM03 ECMR003 PAGE 6
RUN DATE - 07/13/05
RUN TIME - 194521

ITEM NUMBER	PAY ITEM DESCRIPTION	UNIT OF MEASURE	QUANTITY	UNIT PRICE		TOTAL PRICE	
				DOLLARS	CENTS	DOLLARS	CTS
70400200	REL TEMP CONC BARRIER	FOOT	414.000 X				
78000200	THPL PVT MK LINE 4	FOOT	964.000 X				
78000300	THPL PVT MK LINE 5	FOOT	964.000 X				
78001110	PAINT PVT MK LINE 4	FOOT	274.000 X				
78001120	PAINT PVT MK LINE 5	FOOT	274.000 X				
78200400	GUARDRAIL REFLECTORS	EACH	17.000 X				

TOTAL \$

NOTE:

1. EACH PAY ITEM SHOULD HAVE A UNIT PRICE AND A TOTAL PRICE.
2. THE UNIT PRICE SHALL GOVERN IF NO TOTAL PRICE IS SHOWN OR IF THERE IS A DISCREPANCY BETWEEN THE PRODUCT OF THE UNIT PRICE MULTIPLIED BY THE QUANTITY.
3. IF A UNIT PRICE IS OMITTED, THE TOTAL PRICE WILL BE DIVIDED BY THE QUANTITY IN ORDER TO ESTABLISH A UNIT PRICE.
4. A BID MAY BE DECLARED UNACCEPTABLE IF NEITHER A UNIT PRICE NOR A TOTAL PRICE IS SHOWN.

RETURN WITH BID

STATE REQUIRED ETHICAL STANDARDS GOVERNING CONTRACT PROCUREMENT: ASSURANCES, CERTIFICATIONS AND DISCLOSURES

I. GENERAL

A. Article 50 of the Illinois Procurement Code establishes the duty of all State chief procurement officers, State purchasing officers, and their designees to maximize the value of the expenditure of public moneys in procuring goods, services, and contracts for the State of Illinois and to act in a manner that maintains the integrity and public trust of State government. In discharging this duty, they are charged by law to use all available information, reasonable efforts, and reasonable actions to protect, safeguard, and maintain the procurement process of the State of Illinois.

B. In order to comply with the provisions of Article 50 and to carry out the duty established therein, all bidders are to adhere to ethical standards established for the procurement process, and to make such assurances, disclosures and certifications required by law. By execution of the Proposal Signature Sheet, the bidder indicates that each of the mandated assurances has been read and understood, that each certification is made and understood, and that each disclosure requirement has been understood and completed.

C. In addition to all other remedies provided by law, failure to comply with any assurance, failure to make any disclosure or the making of a false certification shall be grounds for termination of the contract and the suspension or debarment of the bidder.

II. ASSURANCES

A. The assurances hereinafter made by the bidder are each a material representation of fact upon which reliance is placed should the Department enter into the contract with the bidder. The Department may terminate the contract if it is later determined that the bidder rendered a false or erroneous assurance, and the surety providing the performance bond shall be responsible for the completion of the contract.

B. Felons

1. The Illinois Procurement Code provides:

Section 50-10. Felons. Unless otherwise provided, no person or business convicted of a felony shall do business with the State of Illinois or any state agency from the date of conviction until 5 years after the date of completion of the sentence for that felony, unless no person held responsible by a prosecutorial office for the facts upon which the conviction was based continues to have any involvement with the business.

2. The bidder assures the Department that the award and execution of the contract would not cause a violation of Section 50-10.

C. Conflicts of Interest

1. The Illinois Procurement Code provides in pertinent part:

Section 50-13. Conflicts of Interest.

(a) Prohibition. It is unlawful for any person holding an elective office in this State, holding a seat in the General Assembly, or appointed to or employed in any of the offices or agencies of state government and who receives compensation for such employment in excess of 60% of the salary of the Governor of the State of Illinois, or who is an officer or employee of the Capital Development Board or the Illinois Toll Highway Authority, or who is the spouse or minor child of any such person to have or acquire any contract, or any direct pecuniary interest in any contract therein, whether for stationery, printing, paper, or any services, materials, or supplies, that will be wholly or partially satisfied by the payment of funds appropriated by the General Assembly of the State of Illinois or in any contract of the Capital Development Board or the Illinois Toll Highway authority.

(b) Interests. It is unlawful for any firm, partnership, association or corporation, in which any person listed in subsection (a) is entitled to receive (i) more than 7 1/2% of the total distributable income or (ii) an amount in excess of the salary of the Governor, to have or acquire any such contract or direct pecuniary interest therein.

(c) Combined interests. It is unlawful for any firm, partnership, association, or corporation, in which any person listed in subsection (a) together with his or her spouse or minor children is entitled to receive (i) more than 15%, in the aggregate, of the total distributable income or (ii) an amount in excess of 2 times the salary of the Governor, to have or acquire any such contract or direct pecuniary interest therein.

(d) Securities. Nothing in this Section invalidates the provisions of any bond or other security previously offered or to be offered for sale or sold by or for the State of Illinois.

(e) Prior interests. This Section does not affect the validity of any contract made between the State and an officer or employee of the State or member of the General Assembly, his or her spouse, minor child or any combination of those persons if that contract was in existence before his or her election or employment as an officer, member, or employee. The contract is voidable, however, if it cannot be completed within 365 days after the officer, member, or employee takes office or is employed.

The current salary of the Governor is \$150,700.00. Sixty percent of the salary is \$90,420.00.

RETURN WITH BID

2. The bidder assures the Department that the award and execution of the contract would not cause a violation of Section 50-13, or that an effective exemption has been issued by the Board of Ethics to any individual subject to the Section 50-13 prohibitions pursuant to the provisions of Section 50-20 of the Code and Executive Order Number 3 (1998). Information concerning the exemption process is available from the Department upon request.

D. Negotiations

1. The Illinois Procurement Code provides in pertinent part:

Section 50-15. Negotiations.

(a) It is unlawful for any person employed in or on a continual contractual relationship with any of the offices or agencies of State government to participate in contract negotiations on behalf of that office or agency with any firm, partnership, association, or corporation with whom that person has a contract for future employment or is negotiating concerning possible future employment.

2. The bidder assures the Department that the award and execution of the contract would not cause a violation of Section 50-15, and that the bidder has no knowledge of any facts relevant to the kinds of acts prohibited therein.

E. Inducements

1. The Illinois Procurement Code provides:

Section 50-25. Inducement. Any person who offers or pays any money or other valuable thing to any person to induce him or her not to bid for a State contract or as recompense for not having bid on a State contract is guilty of a Class 4 felony. Any person who accepts any money or other valuable thing for not bidding for a State contract or who withholds a bid in consideration of the promise for the payment of money or other valuable thing is guilty of a Class 4 felony.

2. The bidder assures the Department that the award and execution of the contract would not cause a violation of Section 50-25, and that the bidder has no knowledge of any facts relevant to the kinds of acts prohibited therein.

F. Revolving Door Prohibition

1. The Illinois Procurement Code provides:

Section 50-30. Revolving door prohibition. Chief procurement officers, associate procurement officers, State purchasing officers, their designees whose principal duties are directly related to State procurement, and executive officers confirmed by the Senate are expressly prohibited for a period of 2 years after terminating an affected position from engaging in any procurement activity relating to the State agency most recently employing them in an affected position for a period of at least 6 months. The prohibition includes, but is not limited to: lobbying the procurement process; specifying; bidding; proposing bid, proposal, or contract documents; on their own behalf or on behalf of any firm, partnership, association, or corporation. This Section applies only to persons who terminate an affected position on or after January 15, 1999.

2. The bidder assures the Department that the award and execution of the contract would not cause a violation of Section 50-30, and that the bidder has no knowledge of any facts relevant to the kinds of acts prohibited therein.

G. Reporting Anticompetitive Practices

1. The Illinois Procurement Code provides:

Section 50-40. Reporting anticompetitive practices. When, for any reason, any vendor, bidder, contractor, chief procurement officer, State purchasing officer, designee, elected official, or State employee suspects collusion or other anticompetitive practice among any bidders, offerors, contractors, proposers, or employees of the State, a notice of the relevant facts shall be transmitted to the Attorney General and the chief procurement officer.

2. The bidder assures the Department that it has not failed to report any relevant facts concerning the practices addressed in Section 50-40 which may involve the contract for which the bid is submitted.

H. Confidentiality

1. The Illinois Procurement Code provides:

Section 50-45. Confidentiality. Any chief procurement officer, State purchasing officer, designee, or executive officer who willfully uses or allows the use of specifications, competitive bid documents, proprietary competitive information, proposals, contracts, or selection information to compromise the fairness or integrity of the procurement, bidding, or contract process shall be subject to immediate dismissal, regardless of the Personnel code, any contract, or any collective bargaining agreement, and may in addition be subject to criminal prosecution.

2. The bidder assures the Department that it has no knowledge of any fact relevant to the practices addressed in Section 50-45 which may involve the contract for which the bid is submitted.

RETURN WITH BID

I. Insider Information

1. The Illinois Procurement Act provides:

Section 50-50. Insider information. It is unlawful for any current or former elected or appointed State official or State employee to knowingly use confidential information available only by virtue of that office or employment for actual or anticipated gain for themselves or another person.

2. The bidder assures the Department that it has no knowledge of any facts relevant to the practices addressed in Section 50-50 which may involve the contract for which the bid is submitted.

III. CERTIFICATIONS

A. The certifications hereinafter made by the bidder are each a material representation of fact upon which reliance is placed should the Department enter into the contract with the bidder. The Department may terminate the contract if it is later determined that the bidder rendered a false or erroneous certification, and the surety providing the performance bond shall be responsible for completion of the contract.

B. Bribery

1. The Illinois Procurement Code provides:

Section 50-5. Bribery.

(a) Prohibition. No person or business shall be awarded a contract or subcontract under this Code who:

(1) has been convicted under the laws of Illinois or any other state of bribery or attempting to bribe an officer or employee of the State of Illinois or any other state in that officer's or employee's official capacity; or

(2) has made an admission of guilt of that conduct that is a matter of record but has not been prosecuted for that conduct.

(b) Businesses. No business shall be barred from contracting with any unit of State or local government as a result of a conviction under this Section of any employee or agent of the business if the employee or agent is no longer employed by the business and:

(1) the business has been finally adjudicated not guilty; or

(2) the business demonstrates to the governmental entity with which it seeks to contract, and that entity finds that the commission of the offense was not authorized, requested, commanded, or performed by a director, officer, or high managerial agent on behalf of the business as provided in paragraph (2) of subsection (a) of Section 5-4 of the Criminal Code of 1961.

(c) Conduct on behalf of business. For purposes of this Section, when an official, agent, or employee of a business committed the bribery or attempted bribery on behalf of the business and in accordance with the direction or authorization of a responsible official of the business, the business shall be chargeable with the conduct.

(d) Certification. Every bid submitted to and contract executed by the State shall contain a certification by the contractor that the contractor is not barred from being awarded a contract or subcontract under this Section. A contractor who makes a false statement, material to the certification, commits a Class 3 felony.

2. The bidder certifies that it is not barred from being awarded a contract under Section 50.5.

C. Educational Loan

1. Section 3 of the Educational Loan Default Act provides:

§ 3. No State agency shall contract with an individual for goods or services if that individual is in default, as defined in Section 2 of this Act, on an educational loan. Any contract used by any State agency shall include a statement certifying that the individual is not in default on an educational loan as provided in this Section.

2. The bidder, if an individual as opposed to a corporation, partnership or other form of business organization, certifies that the bidder is not in default on an educational loan as provided in Section 3 of the Act.

D. Bid-Rigging/Bid Rotating

1. Section 33E-11 of the Criminal Code of 1961 provides:

§ 33E-11. (a) Every bid submitted to and public contract executed pursuant to such bid by the State or a unit of local government shall contain a certification by the prime contractor that the prime contractor is not barred from contracting with any unit of State or local government as a result of a violation of either Section 33E-3 or 33E-4 of this Article. The State and units of local government shall provide the appropriate forms for such certification.

RETURN WITH BID

(b) A contractor who makes a false statement, material to the certification, commits a Class 3 felony.

A violation of Section 33E-3 would be represented by a conviction of the crime of bid-rigging which, in addition to Class 3 felony sentencing, provides that any person convicted of this offense or any similar offense of any state or the United States which contains the same elements as this offense shall be barred for 5 years from the date of conviction from contracting with any unit of State or local government. No corporation shall be barred from contracting with any unit of State or local government as a result of a conviction under this Section of any employee or agent of such corporation if the employee so convicted is no longer employed by the corporation and: (1) it has been finally adjudicated not guilty or (2) if it demonstrates to the governmental entity with which it seeks to contract and that entity finds that the commission of the offense was neither authorized, requested, commanded, nor performed by a director, officer or a high managerial agent in behalf of the corporation.

A violation of Section 33E-4 would be represented by a conviction of the crime of bid-rotating which, in addition to Class 2 felony sentencing, provides that any person convicted of this offense or any similar offense of any state or the United States which contains the same elements as this offense shall be permanently barred from contracting with any unit of State or local government. No corporation shall be barred from contracting with any unit of State or local government as a result of a conviction under this Section of any employee or agent of such corporation if the employee so convicted is no longer employed by the corporation and: (1) it has been finally adjudicated not guilty or (2) if it demonstrates to the governmental entity with which it seeks to contract and that entity finds that the commission of the offense was neither authorized, requested, commanded, nor performed by a director, officer or a high managerial agent in behalf of the corporation.

2. The bidder certifies that it is not barred from contracting with the Department by reason of a violation of either Section 33E-3 or Section 33E-4.

E. International Anti-Boycott

1. Section 5 of the International Anti-Boycott Certification Act provides:

§ 5. State contracts. Every contract entered into by the State of Illinois for the manufacture, furnishing, or purchasing of supplies, material, or equipment or for the furnishing of work, labor, or services, in an amount exceeding the threshold for small purchases according to the purchasing laws of this State or \$10,000.00, whichever is less, shall contain certification, as a material condition of the contract, by which the contractor agrees that neither the contractor nor any substantially-owned affiliated company is participating or shall participate in an international boycott in violation of the provisions of the U.S. Export Administration Act of 1979 or the regulations of the U.S. Department of Commerce promulgated under that Act.

2. The bidder makes the certification set forth in Section 5 of the Act.

F. Drug Free Workplace

1. The Illinois "Drug Free Workplace Act" applies to this contract and it is necessary to comply with the provisions of the "Act" if the contractor is a corporation, partnership, or other entity (including a sole proprietorship) which has 25 or more employees.

2. The bidder certifies that if awarded a contract in excess of \$5,000 it will provide a drug free workplace by:

(a) Publishing a statement notifying employees that the unlawful manufacture, distribution, dispensation, possession or use of a controlled substance, including cannabis, is prohibited in the contractor's workplace; specifying the actions that will be taken against employees for violations of such prohibition; and notifying the employee that, as a condition of employment on such contract, the employee shall abide by the terms of the statement, and notify the employer of any criminal drug statute conviction for a violation occurring in the workplace no later than five (5) days after such conviction.

(b) Establishing a drug free awareness program to inform employees about the dangers of drug abuse in the workplace; the contractor's policy of maintaining a drug free workplace; any available drug counseling, rehabilitation, and employee assistance programs; and the penalties that may be imposed upon employees for drug violations.

(c) Providing a copy of the statement required by subparagraph (1) to each employee engaged in the performance of the contract and to post the statement in a prominent place in the workplace.

(d) Notifying the Department within ten (10) days after receiving notice from an employee or otherwise receiving actual notice of the conviction of an employee for a violation of any criminal drug statute occurring in the workplace.

(e) Imposing or requiring, within 30 days after receiving notice from an employee of a conviction or actual notice of such a conviction, an appropriate personnel action, up to and including termination, or the satisfactory participation in a drug abuse assistance or rehabilitation program approved by a federal, state or local health, law enforcement or other appropriate agency.

(f) Assisting employees in selecting a course of action in the event drug counseling, treatment, and rehabilitation is required and indicating that a trained referral team is in place.

(g) Making a good faith effort to continue to maintain a drug free workplace through implementation of the actions and efforts stated in this certification.

G. Debt Delinquency

1. The Illinois Procurement Code provides:

Section 50-11 and 50-12. Debt Delinquency.

The contractor or bidder certifies that it, or any affiliate, is not barred from being awarded a contract under 30 ILCS 500. Section 50-11 prohibits a person from entering into a contract with a State agency if it knows or should know that it, or any affiliate, is delinquent in the payment of any debt to the State as defined by the Debt Collection Board. Section 50-12 prohibits a person from entering into a contract with a State agency if it, or any affiliate, has failed to collect and remit Illinois Use Tax on all sales of tangible personal property into the State of Illinois in accordance with the provisions of the Illinois Use Tax Act. The contractor further acknowledges that the contracting State agency may declare the contract void if this certification is false or if the contractor, or any affiliate, is determined to be delinquent in the payment of any debt to the State during the term of the contract.

H. Sarbanes-Oxley Act of 2002

1. The Illinois Procurement Code provides:

Section 50-60(c).

The contractor certifies in accordance with 30 ILCS 500/50-10.5 that no officer, director, partner or other managerial agent of the contracting business has been convicted of a felony under the Sarbanes-Oxley Act of 2002 or a Class 3 or Class 2 felony under the Illinois Securities Law of 1953 for a period of five years prior to the date of the bid or contract. The contractor acknowledges that the contracting agency shall declare the contract void if this certification is false.

I. ADDENDA

The contractor or bidder certifies that all relevant addenda have been incorporated in to this contract. Failure to do so may cause the bid to be declared unacceptable.

J. Section 42 of the Environmental Protection Act

The contractor certifies in accordance with 30 ILCS 500/50-12 that the bidder or contractor is not barred from being awarded a contract under this Section which prohibits the bidding on or entering into contracts with the State of Illinois or a State agency by a person or business found by a court or the Pollution Control Board to have committed a willful or knowing violation of Section 42 of the Environmental Protection Act for a period of five years from the date of the order. The contractor acknowledges that the contracting agency may declare the contract void if this certification is false.

K. Apprenticeship and Training Certification (Does not apply to federal aid projects)

In accordance with the provisions of Section 30-22 (6) of the Illinois Procurement Code, the bidder certifies that it is a participant, either as an individual or as part of a group program, in the approved apprenticeship and training programs applicable to each type of work or craft that the bidder will perform with its own forces. The bidder further certifies for work that will be performed by subcontract that each of its subcontractors submitted for approval either (a) is, at the time of such bid, participating in an approved, applicable apprenticeship and training program; or (b) will, prior to commencement of performance of work pursuant to this contract, begin participation in an approved apprenticeship and training program applicable to the work of the subcontract. The Department, at any time before or after award, may require the production of a copy of each applicable Certificate of Registration issued by the United States Department of Labor evidencing such participation by the contractor and any or all of its subcontractors. Applicable apprenticeship and training programs are those that have been approved and registered with the United States Department of Labor. The bidder shall list in the space below, the official name of the program sponsor holding the Certificate of Registration for all of the types of work or crafts in which the bidder is a participant and that will be performed with the bidder's forces. Types of work or craft work that will be subcontracted shall be included and listed as subcontract work. The list shall also indicate any type of work or craft job category that does not have an applicable apprenticeship or training program. **The bidder is responsible for making a complete report and shall make certain that each type of work or craft job category that will be utilized on the project as reported on the Construction Employee Workforce Projection (Form BC-1256) and returned with the bid is accounted for and listed.**

NA - FEDERAL

The requirements of this certification and disclosure are a material part of the contract, and the contractor shall require this certification provision to be included in all approved subcontracts. In order to fulfill this requirement, it shall not be necessary that an applicable program sponsor be currently taking or that it will take applications for apprenticeship, training or employment during the performance of the work of this contract.

TO BE RETURNED WITH BID

IV. DISCLOSURES

A. The disclosures hereinafter made by the bidder are each a material representation of fact upon which reliance is placed should the Department enter into the contract with the bidder. The Department may terminate the contract if it is later determined that the bidder rendered a false or erroneous disclosure, and the surety providing the performance bond shall be responsible for completion of the contract.

B. Financial Interests and Conflicts of Interest

1. Section 50-35 of the Illinois Procurement Code provides that all bids of more than \$10,000 shall be accompanied by disclosure of the financial interests of the bidder. This disclosed information for the successful bidder, will be maintained as public information subject to release by request pursuant to the Freedom of Information Act.

The financial interests to be disclosed shall include ownership or distributive income share that is in excess of 5%, or an amount greater than 60% of the annual salary of the Governor, of the bidding entity or its parent entity, whichever is less, unless the contractor or bidder is a publicly traded entity subject to Federal 10K reporting, in which case it may submit its 10K disclosure in place of the prescribed disclosure. If a bidder is a privately held entity that is exempt from Federal 10K reporting, but has more than 400 shareholders, it may submit the information that Federal 10K companies are required to report, and list the names of any person or entity holding any ownership share that is in excess of 5%. The disclosure shall include the names, addresses, and dollar or proportionate share of ownership of each person making the disclosure, their instrument of ownership or beneficial relationship, and notice of any potential conflict of interest resulting from the current ownership or beneficial interest of each person making the disclosure having any of the relationships identified in Section 50-35 and on the disclosure form.

In addition, all disclosures shall indicate any other current or pending contracts, proposals, leases, or other ongoing procurement relationships the bidding entity has with any other unit of state government and shall clearly identify the unit and the contract, proposal, lease, or other relationship.

2. Disclosure Forms. Disclosure Form A is attached for use concerning the individuals meeting the above ownership or distributive share requirements. Subject individuals should be covered each by one form. In addition, a second form (Disclosure Form B) provides for the disclosure of current or pending procurement relationships with other (non-IDOT) state agencies. **The forms must be included with each bid or incorporated by reference.**

C. Disclosure Form Instructions

Form A: For bidders that have previously submitted the information requested in Form A

The Department has retained the Form A disclosures submitted by all bidders responding to these requirements for the April 24, 1998 or any subsequent letting conducted by the Department. The bidder has the option of submitting the information again or the bidder may sign the following certification statement indicating that the information previously submitted by the bidder is, as of the date of signature, current and accurate. The Certification must be signed and dated by a person who is authorized to execute contracts for the bidding company. Before signing this certification, the bidder should carefully review its prior submissions to ensure the Certification is correct. If the Bidder signs the Certification, the Bidder should proceed to Form B instructions.

CERTIFICATION STATEMENT

I have determined that the Form A disclosure information previously submitted is current and accurate, and all forms are hereby incorporated by reference in this bid. Any necessary additional forms or amendments to previously submitted forms are attached to this bid.

(Bidding Company)

Name of Authorized Representative (type or print)

Title of Authorized Representative (type or print)

Signature of Authorized Representative

Date

Form A: For bidders who have NOT previously submitted the information requested in Form A

If the bidder is a publicly traded entity subject to Federal 10K reporting, the 10K Report may be submitted to meet the requirements of Form A. If a bidder is a privately held entity that is exempt from Federal 10K reporting, but has more than 400 shareholders, it may submit the information that Federal 10K companies are required to report, and list the names of any person or entity holding any ownership share that is in excess of 5%. If a bidder is not subject to Federal 10K reporting, the bidder must determine if any individuals are required by law to complete a financial disclosure form. To do this, the bidder should answer each of the following questions. A "YES" answer indicates Form A must be completed. If the answer to each of the following questions is "NO", then the NOT APPLICABLE STATEMENT on the second page of Form A must be signed and dated by a person that is authorized to execute contracts for the bidding company. Note: These questions are for assistance only and are not required to be completed.

1. Does anyone in your organization have a direct or beneficial ownership share of greater than 5% of the bidding entity or parent entity? YES ___ NO ___
2. Does anyone in your organization have a direct or beneficial ownership share of less than 5%, but which has a value greater than \$90,420.00? YES ___ NO ___
3. Does anyone in your organization receive more than \$90,420.00 of the bidding entity's or parent entity's distributive income? (Note: Distributive income is, for these purposes, any type of distribution of profits. An annual salary is not distributive income.) YES ___ NO ___
4. Does anyone in your organization receive greater than 5% of the bidding entity's or parent entity's total distributive income, but which is less than \$90,420.00? YES ___ NO ___
(Note: Only one set of forms needs to be completed per person per bid even if a specific individual would require a yes answer to more than one question.)

A "YES" answer to any of these questions requires the completion of Form A. The bidder must determine each individual in the bidding entity or the bidding entity's parent company that would cause the questions to be answered "Yes". Each form must be signed and dated by a person that is authorized to execute contracts for your organization. **Photocopied or stamped signatures are not acceptable.** The person signing can be, but does not have to be, the person for which the form is being completed. The bidder is responsible for the accuracy of any information provided.

If the answer to each of the above questions is "NO", then the NOT APPLICABLE STATEMENT on page 2 of Form A must be signed and dated by a person that is authorized to execute contracts for your company.

Form B: Identifying Other Contracts & Procurement Related Information Disclosure Form B must be completed for each bid submitted by the bidding entity. It must be signed by an individual who is authorized to execute contracts for the bidding entity. *Note: Signing the NOT APPLICABLE STATEMENT on Form A does not allow the bidder to ignore Form B. Form B must be completed, signed and dated or the bidder may be considered nonresponsive and the bid will not be accepted.*

The Bidder shall identify, by checking Yes or No on Form B, whether it has any pending contracts (including leases), bids, proposals, or other ongoing procurement relationship with any other (non-IDOT) State of Illinois agency. If "No" is checked, the bidder only needs to complete the signature box on the bottom of Form B. If "Yes" is checked, the bidder must do one of the following:

Option I: If the bidder did not submit an Affidavit of Availability to obtain authorization to bid, the bidder must list all non-IDOT State of Illinois agency pending contracts, leases, bids, proposals, and other ongoing procurement relationships. These items may be listed on Form B or on an attached sheet(s). Do not include IDOT contracts. Contracts with cities, counties, villages, etc. are not considered State of Illinois agency contracts and are not to be included. Contracts with other State of Illinois agencies such as the Department of Natural Resources or the Capital Development Board must be included. Bidders who submit Affidavits of Availability are suggested to use Option II.

Option II: If the bidder is required and has submitted an Affidavit of Availability in order to obtain authorization to bid, the bidder may write or type "See Affidavit of Availability" which indicates that the Affidavit of Availability is incorporated by reference and includes all non-IDOT State of Illinois agency pending contracts, leases, bids, proposals, and other ongoing procurement relationships. For any contracts that are not covered by the Affidavit of Availability, the bidder must identify them on Form B or on an attached sheet(s). These might be such things as leases.

D. Bidders Submitting More Than One Bid

Bidders submitting multiple bids may submit one set of forms consisting of all required Form A disclosures and one Form B for use with all bids. Please indicate in the space provided below the bid item that contains the original disclosure forms and the bid items which incorporate the forms by reference.

- The bid submitted for letting item _____ contains the Form A disclosures or Certification Statement and the Form B disclosures. The following letting items incorporate the said forms by reference:

RETURN WITH BID/OFFER

ILLINOIS DEPARTMENT OF TRANSPORTATION

Form A Financial Information & Potential Conflicts of Interest Disclosure

Contractor Name
Legal Address
City, State, Zip
Telephone Number Email Address Fax Number (if available)

Disclosure of the information contained in this Form is required by the Section 50-35 of the Illinois Procurement Code (30 ILCS 500). Vendors desiring to enter into a contract with the State of Illinois must disclose the financial information and potential conflict of interest information as specified in this Disclosure Form. This information shall become part of the publicly available contract file. This Form A must be completed for bids in excess of \$10,000, and for all open-ended contracts. A publicly traded company may submit a 10K disclosure (or equivalent if applicable) in satisfaction of the requirements set forth in Form A. See Disclosure Form Instructions.

DISCLOSURE OF FINANCIAL INFORMATION

1. Disclosure of Financial Information. The individual named below has an interest in the BIDDER (or its parent) in terms of ownership or distributive income share in excess of 5%, or an interest which has a value of more than \$90,420.00 (60% of the Governor's salary as of 7/1/01). (Make copies of this form as necessary and attach a separate Disclosure Form A for each individual meeting these requirements)

FOR INDIVIDUAL (type or print information)

NAME:

ADDRESS

Type of ownership/distributable income share:

stock sole proprietorship Partnership other: (explain on separate sheet):
% or \$ value of ownership/distributable income share:

2. Disclosure of Potential Conflicts of Interest. Check "Yes" or "No" to indicate which, if any, of the following potential conflict of interest relationships apply. If the answer to any question is "Yes", please attach additional pages and describe.

(a) State employment, currently or in the previous 3 years, including contractual employment of services.

Yes ___ No ___

If your answer is yes, please answer each of the following questions.

- 1. Are you currently an officer or employee of either the Capitol Development Board or the Illinois Toll Highway Authority? Yes ___ No ___
2. Are you currently appointed to or employed by any agency of the State of Illinois? If you are currently appointed to or employed by any agency of the State of Illinois, and your annual salary exceeds \$90,420.00, (60% of the Governor's salary as of 7/1/01) provide the name the State agency for which you are employed and your annual salary.

RETURN WITH BID/OFFER

- 3. If you are currently appointed to or employed by any agency of the State of Illinois, and your annual salary exceeds \$90,420.00, (60% of the Governor's salary as of 7/1/01) are you entitled to receive (i) more than 7 1/2% of the total distributable income of your firm, partnership, association or corporation, or (ii) an amount in excess of the salary of the Governor? Yes ___ No ___

- 4. If you are currently appointed to or employed by any agency of the State of Illinois, and your annual salary exceeds \$90,420.00, (60% of the Governor's salary as of 7/1/01) are you and your spouse or minor children entitled to receive (i) more than 15% in aggregate of the total distributable income of your firm, partnership, association or corporation, or (ii) an amount in excess of 2 times the salary of the Governor? Yes ___ No ___

(b) State employment of spouse, father, mother, son, or daughter, including contractual employment for services in the previous 2 years.

Yes ___ No ___

If your answer is yes, please answer each of the following questions.

- 1. Is your spouse or any minor children currently an officer or employee of the Capitol Development Board or the Illinois Toll Highway Authority? Yes ___ No ___

- 2. Is your spouse or any minor children currently appointed to or employed by any agency of the State of Illinois? If your spouse or minor children is/are currently appointed to or employed by any agency of the State of Illinois, and his/her annual salary exceeds \$90,420.00, (60% of the Governor's salary as of 7/1/01) provide the name of the spouse and/or minor children, the name of the State agency for which he/she is employed and his/her annual salary. _____

- 3. If your spouse or any minor children is/are currently appointed to or employed by any agency of the State of Illinois, and his/her annual salary exceeds \$90,420.00, (60% of the salary of the Governor as of 7/1/01) are you entitled to receive (i) more than 7 1/2% of the total distributable income of your firm, partnership, association or corporation, or (ii) an amount in excess of the salary of the Governor? Yes ___ No ___

- 4. If your spouse or any minor children are currently appointed to or employed by any agency of the State of Illinois, and his/her annual salary exceeds \$90,420.00, (60% of the Governor's salary as of 7/1/01) are you and your spouse or any minor children entitled to receive (i) more than 15% in the aggregate of the total distributable income from your firm, partnership, association or corporation, or (ii) an amount in excess of 2 times the salary of the Governor? Yes ___ No ___

(c) Elective status; the holding of elective office of the State of Illinois, the government of the United States, any unit of local government authorized by the Constitution of the State of Illinois or the statutes of the State of Illinois currently or in the previous 3 years. Yes ___ No ___

(d) Relationship to anyone holding elective office currently or in the previous 2 years; spouse, father, mother, son, or daughter. Yes ___ No ___

(e) Appointive office; the holding of any appointive government office of the State of Illinois, the United State of America, or any unit of local government authorized by the Constitution of the State of Illinois or the statutes of the State of Illinois, which office entitles the holder to compensation in excess of the expenses incurred in the discharge of that office currently or in the previous 3 years. Yes ___ No ___

(f) Relationship to anyone holding appointive office currently or in the previous 2 years; spouse, father, mother, son, or daughter. Yes ___ No ___

(g) Employment, currently or in the previous 3 years, as or by any registered lobbyist of the State government. Yes ___ No ___

RETURN WITH BID/OFFER

(h) Relationship to anyone who is or was a registered lobbyist in the previous 2 years; spouse, father, mother, son, or daughter. Yes ___ No ___

(i) Compensated employment, currently or in the previous 3 years, by any registered election or reelection committee registered with the Secretary of State or any county clerk of the State of Illinois, or any political action committee registered with either the Secretary of State or the Federal Board of Elections. Yes ___ No ___

(j) Relationship to anyone; spouse, father, mother, son, or daughter; who was a compensated employee in the last 2 years by any registered election or re-election committee registered with the Secretary of State or any county clerk of the State of Illinois, or any political action committee registered with either the Secretary of State or the Federal Board of Elections. Yes ___ No ___

APPLICABLE STATEMENT

This Disclosure Form A is submitted on behalf of the INDIVIDUAL named on previous page.

Completed by: _____
Name of Authorized Representative (type or print)

Completed by: _____
Title of Authorized Representative (type or print)

Completed by: _____ Date _____
Signature of Individual or Authorized Representative

NOT APPLICABLE STATEMENT

I have determined that no individuals associated with this organization meet the criteria that would require the completion of this Form A.

This Disclosure Form A is submitted on behalf of the CONTRACTOR listed on the previous page.

Name of Authorized Representative (type or print)

Title of Authorized Representative (type or print)

Signature of Authorized Representative Date _____

RETURN WITH BID/OFFER

**ILLINOIS DEPARTMENT
OF TRANSPORTATION**

**Form B
Other Contracts &
Procurement Related Information
Disclosure**

Contractor Name		
Legal Address		
City, State, Zip		
Telephone Number	Email Address	Fax Number (if available)

Disclosure of the information contained in this Form is required by the Section 50-35 of the Illinois Procurement Act (30 ILCS 500). This information shall become part of the publicly available contract file. This Form B must be completed for bids in excess of \$10,000, and for all open-ended contracts.

DISCLOSURE OF OTHER CONTRACTS AND PROCUREMENT RELATED INFORMATION

1. Identifying Other Contracts & Procurement Related Information. The BIDDER shall identify whether it has any pending contracts (including leases), bids, proposals, or other ongoing procurement relationship with any other State of Illinois agency: Yes ___ No ___

If "No" is checked, the bidder only needs to complete the signature box on the bottom of this page.

2. If "Yes" is checked. Identify each such relationship by showing State of Illinois agency name and other descriptive information such as bid or project number (attach additional pages as necessary). SEE DISCLOSURE FORM INSTRUCTIONS:

THE FOLLOWING STATEMENT MUST BE SIGNED

Name of Authorized Representative (type or print)	

Title of Authorized Representative (type or print)	
_____	_____
Signature of Authorized Representative	Date

RETURN WITH BID

SPECIAL NOTICE TO CONTRACTORS

The following requirements of the Illinois Department of Human Rights' Rules and Regulations are applicable to bidders on all construction contracts advertised by the Illinois Department of Transportation:

CONSTRUCTION EMPLOYEE UTILIZATION PROJECTION

- (a) All bidders on construction contracts shall complete and submit, along with and as part of their bids, a Bidder's Employee Utilization Form (Form BC-1256) setting forth a projection and breakdown of the total workforce intended to be hired and/or allocated to such contract work by the bidder including a projection of minority and female employee utilization in all job classifications on the contract project.
- (b) The Department of Transportation shall review the Employee Utilization Form, and workforce projections contained therein, of the contract awardee to determine if such projections reflect an underutilization of minority persons and/or women in any job classification in accordance with the Equal Employment Opportunity Clause and Section 7.2 of the Illinois Department of Human Rights' Rules and Regulations for Public Contracts adopted as amended on September 17, 1980. If it is determined that the contract awardee's projections reflect an underutilization of minority persons and/or women in any job classification, it shall be advised in writing of the manner in which it is underutilizing and such awardee shall be considered to be in breach of the contract unless, prior to commencement of work on the contract project, it submits revised satisfactory projections or an acceptable written affirmative action plan to correct such underutilization including a specific timetable geared to the completion stages of the contract.
- (c) The Department of Transportation shall provide to the Department of Human Rights a copy of the contract awardee's Employee Utilization Form, a copy of any required written affirmative action plan, and any written correspondence related thereto. The Department of Human Rights may review and revise any action taken by the Department of Transportation with respect to these requirements.

RETURN WITH BID

**Contract No. 83789
LAKE County
Section 00-00095-11-BR
Project BRM-7003(873)
Route FAU 2661 (Hunt Club Road)
District 1 Construction Funds**

PART II. WORKFORCE PROJECTION - continued

- B. Included in "Total Employees" under Table A is the total number of **new hires** that would be employed in the event the undersigned bidder is awarded this contract.

The undersigned bidder projects that: (number) _____ new hires would be recruited from the area in which the contract project is located; and/or (number) _____ new hires would be recruited from the area in which the bidder's principal office or base of operation is located.

- C. Included in "Total Employees" under Table A is a projection of numbers of persons to be employed directly by the undersigned bidder as well as a projection of numbers of persons to be employed by subcontractors.

The undersigned bidder estimates that (number) _____ persons will be directly employed by the prime contractor and that (number) _____ persons will be employed by subcontractors.

PART III. AFFIRMATIVE ACTION PLAN

- A. The undersigned bidder understands and agrees that in the event the foregoing minority and female employee utilization projection included under **PART II** is determined to be an underutilization of minority persons or women in any job category, and in the event that the undersigned bidder is awarded this contract, he/she will, prior to commencement of work, develop and submit a written Affirmative Action Plan including a specific timetable (geared to the completion stages of the contract) whereby deficiencies in minority and/or female employee utilization are corrected. Such Affirmative Action Plan will be subject to approval by the contracting agency and the **Department of Human Rights**.
- B. The undersigned bidder understands and agrees that the minority and female employee utilization projection submitted herein, and the goals and timetable included under an Affirmative Action Plan if required, are deemed to be part of the contract specifications.

Company _____ Telephone Number _____

Address _____

NOTICE REGARDING SIGNATURE

The Bidder's signature on the Proposal Signature Sheet will constitute the signing of this form. The following signature block needs to be completed only if revisions are required.

Signature: _____ Title: _____ Date: _____

Instructions: All tables must include subcontractor personnel in addition to prime contractor personnel.

Table A - Include both the number of employees that would be hired to perform the contract work and the total number currently employed (Table B) that will be allocated to contract work, and include all apprentices and on-the-job trainees. The "Total Employees" column should include all employees including all minorities, apprentices and on-the-job trainees to be employed on the contract work.

Table B - Include all employees currently employed that will be allocated to the contract work including any apprentices and on-the-job trainees currently employed.

Table C - Indicate the racial breakdown of the total apprentices and on-the-job trainees shown in Table A.

RETURN WITH BID

ADDITIONAL FEDERAL REQUIREMENTS

In addition to the Required Contract Provisions for Federal-Aid Construction Contracts (FHWA 1273), all bidders make the following certifications.

- A. By the execution of this proposal, the signing bidder certifies that the bidding entity has not, either directly or indirectly, entered into any agreement, participated in any collusion, or otherwise taken any action, in restraint of free competitive bidding in connection with the submitted bid. This statement made by the undersigned bidder is true and correct under penalty of perjury under the laws of the United States.
- B. CERTIFICATION, EQUAL EMPLOYMENT OPPORTUNITY:
1. Have you participated in any previous contracts or subcontracts subject to the equal opportunity clause. YES _____ NO _____
 2. If answer to #1 is yes, have you filed with the Joint Reporting Committee, the Director of OFCC, any Federal agency, or the former President's Committee on Equal Employment Opportunity, all reports due under the applicable filing requirements of those organizations? YES _____ NO _____

RETURN WITH BID

**Contract No. 83789
LAKE County
Section 00-00095-11-BR
Project BRM-7003(873)
Route FAU 2661 (Hunt Club Road)
District 1 Construction Funds**

PROPOSAL SIGNATURE SHEET

The undersigned bidder hereby makes and submits this bid on the subject Proposal, thereby assuring the Department that all requirements of the Invitation for Bids and rules of the Department have been met, that there is no misunderstanding of the requirements of paragraph 3 of this Proposal, and that the contract will be executed in accordance with the rules of the Department if an award is made on this bid.

(IF AN INDIVIDUAL) Firm Name _____
Signature of Owner _____
Business Address _____

(IF A CO-PARTNERSHIP) Firm Name _____
By _____
Business Address _____
Name and Address of All Members of the Firm: _____

(IF A CORPORATION) Corporate Name _____
By _____
Signature of Authorized Representative _____
Typed or printed name and title of Authorized Representative _____

(IF A JOINT VENTURE, USE THIS SECTION FOR THE MANAGING PARTY AND THE SECOND PARTY SHOULD SIGN BELOW) Attest _____
Signature _____
Business Address _____

(IF A JOINT VENTURE) Corporate Name _____
By _____
Signature of Authorized Representative _____
Typed or printed name and title of Authorized Representative _____

Attest _____
Signature _____
Business Address _____

If more than two parties are in the joint venture, please attach an additional signature sheet.

RETURN WITH BID



Division of Highways
Proposal Bid Bond
(Effective November 1, 1992)

Item No.
Letting Date

KNOW ALL MEN BY THESE PRESENTS, That We

as PRINCIPAL, and

held jointly, severally and firmly bound unto the STATE OF ILLINOIS in the penal sum of 5 percent of the total bid price, or for the amount specified in Article 102.09 of the "Standard Specifications for Road and Bridge Construction" in effect on the date of invitation for bids, whichever is the lesser sum, well and truly to be paid unto said STATE OF ILLINOIS, for the payment of which we bind ourselves, our heirs, executors, administrators, successors and assigns.

THE CONDITION OF THE FOREGOING OBLIGATION IS SUCH, That Whereas, the PRINCIPAL has submitted a bid proposal to the STATE OF ILLINOIS, acting through the Department of Transportation, for the improvement designated by the Transportation Bulletin Item Number and Letting Date indicated above.

NOW, THEREFORE, if the Department shall accept the bid proposal of the PRINCIPAL; and if the PRINCIPAL shall, within the time and as specified in the bidding and contract documents, submit a DBE Utilization Plan that is accepted and approved by the Department; and if, after award by the Department, the PRINCIPAL shall enter into a contract in accordance with the terms of the bidding and contract documents including evidence of the required insurance coverages and providing such bond as specified with good and sufficient surety for the faithful performance of such contract and for the prompt payment of labor and material furnished in the prosecution thereof; or if, in the event of the failure of the PRINCIPAL to make the required DBE submission or to enter into such contract and to give the specified bond, the PRINCIPAL pays to the Department the difference not to exceed the penalty hereof between the amount specified in the bid proposal and such larger amount for which the Department may contract with another party to perform the work covered by said bid proposal, then this obligation shall be null and void, otherwise, it shall remain in full force and effect.

IN THE EVENT the Department determines the PRINCIPAL has failed to comply with any requirement as set forth in the preceding paragraph, then Surety shall pay the penal sum to the Department within fifteen (15) days of written demand therefor. If Surety does not make full payment within such period of time, the Department may bring an action to collect the amount owed. Surety is liable to the Department for all its expenses, including attorney's fees, incurred in any litigation in which it prevails either in whole or in part.

In TESTIMONY WHEREOF, the said PRINCIPAL and the said SURETY have caused this instrument to be signed by their respective officers this day of A.D.,

PRINCIPAL SURETY
(Company Name)
By: (Signature & Title) By: (Signature of Attorney-in-Fact)

Notary Certification for Principal and Surety

STATE OF ILLINOIS,
COUNTY OF

I, a Notary Public in and for said County, do hereby certify that and

(Insert names of individuals signing on behalf of PRINCIPAL & SURETY)

who are each personally known to me to be the same persons whose names are subscribed to the foregoing instrument on behalf of PRINCIPAL and SURETY, appeared before me this day in person and acknowledged respectively, that they signed and delivered said instrument as their free and voluntary act for the uses and purposes therein set forth.

Given under my hand and notarial seal this day of, A.D.

My commission expires Notary Public

In lieu of completing the above section of the Proposal Bid Form, the Principal may file an Electronic Bid Bond. By signing below the Principal is ensuring the identified electronic bid bond has been executed and the Principal and Surety are firmly bound unto the State of Illinois under the conditions of the bid bond as shown above.

Electronic Bid Bond ID# Company/Bidder Name Signature and Title

PROPOSAL ENVELOPE



PROPOSALS

for construction work advertised for bids by the Illinois Department of Transportation

Item No.	Item No.	Item No.

Submitted By:

Name:
Address:
Phone No.

Bidders should use an IDOT proposal envelope or affix this form to the front of a 10" x 13" envelope for the submittal of bids. If proposals are mailed, they should be enclosed in a second or outer envelope addressed to:

Engineer of Design and Environment - Room 326
Illinois Department of Transportation
2300 South Dirksen Parkway
Springfield, Illinois 62764

NOTICE

Individual bids, including Bid Bond and/or supplemental information if required, should be securely stapled.

CONTRACTOR OFFICE COPY OF CONTRACT SPECIFICATIONS

NOTICE

None of the following material needs to be returned with the bid package unless the special provisions require documentation and/or other information to be submitted.

**Contract No. 83789
LAKE County
Section 00-00095-11-BR
Project BRM-7003(873)
Route FAU 2661 (Hunt Club Road)
District 1 Construction Funds**



Illinois Department of Transportation



NOTICE TO BIDDERS

- 1. TIME AND PLACE OF OPENING BIDS.** Sealed proposals for the improvement described herein will be received by the Department of Transportation at the Harry R. Hanley Building, 2300 South Dirksen Parkway, in Springfield, Illinois until 10:00 o'clock a.m., August 5, 2005. All bids will be gathered, sorted, publicly opened and read in the auditorium at the Department of Transportation's Harry R. Hanley Building shortly after the 10:00 a.m. cut off time.
- 2. DESCRIPTION OF WORK.** The proposed improvement is identified and advertised for bids in the Invitation for Bids as:

**Contract No. 83789
LAKE County
Section 00-00095-11-BR
Project BRM-7003(873)
Route FAU 2661 (Hunt Club Road)
District 1 Construction Funds**

Project consists of the removal of the existing 30' single span, steel stringer, multi beam girder, concrete deck bridge and replace with a 40' clear width, single span, integral abutment, composite steel beam @ 77' back to back abutments bridge and all incidental work needed to complete the project on Hunt Club Road over Mill Creek in Lake County.

- 3. INSTRUCTIONS TO BIDDERS.** (a) This Notice, the invitation for bids, proposal and letter of award shall, together with all other documents in accordance with Article 101.09 of the Standard Specifications for Road and Bridge Construction, become part of the contract. Bidders are cautioned to read and examine carefully all documents, to make all required inspections, and to inquire or seek explanation of the same prior to submission of a bid.

(b) State law, and, if the work is to be paid wholly or in part with Federal-aid funds, Federal law requires the bidder to make various certifications as a part of the proposal and contract. By execution and submission of the proposal, the bidder makes the certification contained therein. A false or fraudulent certification shall, in addition to all other remedies provided by law, be a breach of contract and may result in termination of the contract.
- 4. AWARD CRITERIA AND REJECTION OF BIDS.** This contract will be awarded to the lowest responsive and responsible bidder considering conformity with the terms and conditions established by the Department in the rules, Invitation for Bids and contract documents. The issuance of plans and proposal forms for bidding based upon a prequalification rating shall not be the sole determinant of responsibility. The Department reserves the right to determine responsibility at the time of award, to reject any or all proposals, to readvertise the proposed improvement, and to waive technicalities.

By Order of the
Illinois Department of Transportation

Timothy W. Martin, Secretary

BD 351 (Rev. 01/2003)

INDEX
FOR
SUPPLEMENTAL SPECIFICATIONS
AND RECURRING SPECIAL PROVISIONS
Adopted March 1, 2005

This index contains a listing of SUPPLEMENTAL SPECIFICATIONS and frequently used RECURRING SPECIAL PROVISIONS and LOCAL ROADS AND STREETS RECURRING SPECIAL PROVISIONS.

ERRATA Standard Specifications for Road and Bridge Construction (Adopted 1-1-02) (Revised 3-1-05)

SUPPLEMENTAL SPECIFICATIONS

<u>Std. Spec. Sec.</u>	<u>Page No.</u>
101 Definition of Terms	1
105 Control of Work	2
205 Embankment	3
251 Mulch	4
281 Riprap.....	5
282 Filter Fabric for Use With Riprap.....	8
285 Concrete Revetment Mats.....	10
311 Granular Subbase	14
351 Aggregate Base Course	15
440 Removal of Existing Pavement and Appurtenances	16
442 Pavement Patching	17
449 Removal and Replacement of Preformed Elastomeric Compression Joint Seal	18
481 Aggregate Shoulders	19
501 Removal of Existing Structures	20
503 Concrete Structures	21
505 Steel Structures	22
506 Cleaning and Painting Metal Structures	25
508 Reinforcement Bars	26
512 Piling	27
540 Box Culverts.....	28
589 Elastic Joint Sealer	30
602 Catch Basin, Manhole, Inlet, Drainage Structures and Valve Vault Construction, Adjustment and Reconstruction	31
603 Adjusting Frames and Grates of Drainage and Utility Structures	32
610 Shoulder Inlets with Curb	33
665 Woven Wire Fence	34
669 Removal and Disposal of Regulated Substances	35
671 Mobilization	36
702 Work Zone Traffic Control Devices	37
1003 Fine Aggregates	38
1004 Coarse Aggregate	39
1005 Stone, Concrete Blocks and Broken Concrete for Erosion Protection, Sediment Control and Rockfill	42
1006 Metals	46
1007 Timber and Preservative Treatment	49
1012 Hydrated Lime	50
1020 Portland Cement Concrete	51
1021 Concrete Admixtures	58
1022 Concrete Curing Materials	59
1024 Nonshrink Grout	61
1041 Brick	63
1043 Precast Reinforced Concrete Manhole Sections and Adjusting Rings.....	64
1056 Preformed Flexible Gaskets and Mastic Joint Sealer for Sewer and Culvert Pipe	66
1059 Elastic Joint Sealers	67
1060 Waterproofing Materials	68
1069 Pole and Tower	69
1070 Foundation and Breakaway Devices	70
1077 Post and Foundation	72
1080 Fabric Materials	73
1081 Materials For Planting	76
1083 Elastomeric Bearings	77
1094 Overhead Sign Structures	78
1103 Portland Cement Concrete Equipment	79

RECURRING SPECIAL PROVISIONS

The following RECURRING SPECIAL PROVISIONS and RECURRING LOCAL ROADS AND STREETS SPECIAL PROVISIONS indicated by an "X" are applicable to this contract and are included by reference:

<u>CHECK SHEET #</u>	<u>PAGE NO.</u>
1 X State Required Contract Provisions All Federal-aid Construction Contracts (Eff. 2-1-69) (Rev. 10-1-83)....	80
2 X Subletting of Contracts (Federal-aid Contracts) (Eff. 1-1-88) (Rev. 5-1-93)	82
3 X EEO (Eff. 7-21-78) (Rev. 11-18-80)	83
4 Specific Equal Employment Opportunity Responsibilities NonFederal-aid Contracts (Eff. 3-20-69) (Rev. 1-1-94)	94
5 Required Provisions - State Contracts (Eff. 4-1-65) (Rev. 4-1-93)	100
6 Reserved	105
7 Asphalt Quantities and Cost Reviews (Eff. 7-1-88).....	106
8 National Pollutant Discharge Elimination System Permit (Eff. 7-1-94) (Rev. 1-1-03)	107
9 X Haul Road Stream Crossings, Other Temporary Stream Crossings and In-Stream Work Pads (Eff. 1-2-92) (Rev. 1-1-98)	108
10 Construction Layout Stakes Except for Bridges (Eff. 1-1-99) (Rev. 1-1-02)	109
11 X Construction Layout Stakes (Eff. 5-1-93) (Rev. 1-1-02).....	112
12 Use of Geotextile Fabric for Railroad Crossing (Eff. 1-1-95) (Rev. 1-1-97)	115
13 Asphaltic Emulsion Slurry Seal and Fibrated Asphaltic Emulsion Slurry Seal (Eff. 8-1-89) (Rev. 2-1-97) ...	117
14 Bituminous Surface Treatments Half-Smart (Eff. 7-1-93) (Rev. 1-1-97)	123
15 X Quality Control/Quality Assurance of Bituminous Concrete Mixtures (Eff. 1-1-00) (Rev. 3-1-05)	129
16 Subsealing of Concrete Pavements (Eff. 11-1-84) (Rev. 2-1-95)	148
17 Bituminous Surface Removal (Cold Milling) (Eff. 11-1-87) (Rev. 10-15-97)	152
18 X Resurfacing of Milled Surfaces (Eff. 10-1-95).....	154
19 PCC Partial Depth Bituminous Patching (Eff. 1-1-98)	155
20 Patching with Bituminous Overlay Removal (Eff. 10-1-95) (Rev. 7-1-99).....	157
21 Reserved	159
22 Protective Shield System (Eff. 4-1-95) (Rev. 1-1-03).....	160
23 Polymer Concrete (Eff. 8-1-95) (Rev. 3-1-05).....	162
24 Controlled Low-Strength Material (CLSM) (Eff. 1-1-90) (Rev. 3-1-05).....	164
25 Pipe Underdrains (Eff. 9-9-87) (Rev. 1-1-98).....	169
26 X Guardrail and Barrier Wall Delineation (Eff. 12-15-93) (Rev. 1-1-97).....	170
27 Bicycle Racks (Eff. 4-1-94) (Rev. 1-1-97)	175
28 Reserved	177
29 Reserved	178
30 Reserved	179
31 Night Time Inspection of Roadway Lighting (Eff. 5-1-96)	180
32 Reserved	181
33 English Substitution of Metric Bolts (Eff. 7-1-96)	182
34 English Substitution of Metric Reinforcement Bars (Eff. 4-1-96) (Rev. 1-1-03)	183
35 Polymer Modified Emulsified Asphalt (Eff. 5-15-89) (Rev. 1-1-04)	185
36 Corrosion Inhibitor (Eff. 3-1-80) (Rev. 7-1-99)	187
37 Quality Control of Concrete Mixtures at the Plant-Single A (Eff. 8-1-00) (Rev. 1-1-04)	188
38 Quality Control of Concrete Mixtures at the Plant-Double A (Eff. 8-1-00) (Rev. 1-1-04).....	194
39 X Quality Control/Quality Assurance of Concrete Mixtures (Eff. 4-1-92) (Rev. 3-1-05).....	202
40 X Traffic Barrier Terminal Type 1, Special (Eff. 8-1-94) (Rev. 1-1-03)	215
41 Reserved	216
42 X Segregation Control of Bituminous Concrete (Eff. 7-15-97)	217
43 Reserved	220

LOCAL ROADS AND STREETS RECURRING SPECIAL PROVISIONS

	<u>PAGE NO.</u>
LRS 1 <input checked="" type="checkbox"/> Cooperation With Utilities (Eff. 1-1-99) (Rev. 1-1-02)	222
LRS 2 <input checked="" type="checkbox"/> Furnished Excavation (Eff. 1-1-99) (Rev. 1-1-02)	224
LRS 3 <input checked="" type="checkbox"/> Construction Zone Traffic Control (Eff. 1-1-99)	225
LRS 4 <input checked="" type="checkbox"/> Flaggers in Work Zones (Eff. 1-1-99)	226
LRS 5 <input type="checkbox"/> Reserved	227
LRS 6 <input type="checkbox"/> Bidding Requirements and Conditions for Contract Proposals (Eff. 1-1-02)	228
LRS 7 <input type="checkbox"/> Bidding Requirements and Conditions for Material Proposals (Eff. 1-1-03)	234
LRS 8 <input type="checkbox"/> Failure to Complete the Work on Time (Eff. 1-1-99)	240
LRS 9 <input type="checkbox"/> Bituminous Surface Treatments (Eff. 1-1-99)	241
LRS 10 <input type="checkbox"/> Reflective Sheeting Type C (Eff. 1-1-99) (Rev. 1-1-02)	242
LRS 11 <input type="checkbox"/> Employment Practices (Eff. 1-1-99)	243
LRS 12 <input type="checkbox"/> Wages of Employees on Public Works (Eff. 1-1-99)	245
LRS 13 <input type="checkbox"/> Selection of Labor (Eff. 1-1-99)	246

INDEX OF SPECIAL PROVISIONS

PAGE NO.	
1	AWARD AND EXECUTION OF CONTRACT
2	EXISTING UTILITIES
2	PAVEMENT MARKING PAINT
2	MAINTENANCE OF ROADWAY
3	CONSTRUCTION SAFETY AND HEALTH ISSUES
3	PROTECTION OF EXISTING DRAINAGE FACILITIES DURING CONSTRUCTION
3	KEEPING ROADS OPEN TO TRAFFIC
4	PUBLIC SAFETY AND CONVENIENCE
4	PROTECTION OF TREES AND SHRUBS
4	INSURANCE
7	CONTROL OF WORK AND PROSECUTION AND PROGRESS
8	FINAL SIGN PLACEMENT ON CONSTRUCTION PROJECTS
8	TREE REMOVAL (6 TO 15 UNITS DIAMETER)
8	TREE REMOVAL (OVER 15 UNITS DIAMETER)
8	REMOVAL AND DISPOSAL OF UNSUITABLE MATERIAL
9	TOPSOIL FURNISH AND PLACE, 4"
9	SEEDING, CLASS 2A AND SEEDING, CLASS 3
10	EROSION CONTROL FABRIC

10	TEMPORARY DITCH CHECK
11	PERIMETER EROSION BARRIER
11	BITUMINOUS MATERIALS (PRIME COAT)
12	BITUMINOUS SURFACE REMOVAL, 1 ^{1/2} "
12	CLASS D PATCHES
13	AGGREGATE SHOULDERS, TYPE A
13	BITUMINOUS SHOULDERS 6"
13	REMOVAL OF EXISTING STRUCTURE
14	CONCRETE HANDRAIL
14	PROTECTIVE COAT
14	TRAFFIC BARRIER TERMINAL, TYPE 1 (SPECIAL)
15	TRAFFIC CONTROL PLAN AND TRAFFIC CONTROL PROTECTION
30	TEMPORARY BRIDGE TRAFFIC SIGNALS
34	GUARDRAIL REFLECTORS
34	ENGINEER'S FIELD OFFICE, TYPE A (MODIFIED)
35	MAINTENANCE OF TEMPORARY EROSION CONTROL SYSTEMS
36	AGGREGATE FOR TEMPORARY ACCESS
37	CONSTRUCTION LAYOUT
39	EMBANKMENT I
41	ENERGY DISSIPATOR (SPECIAL)
43	BAR SPLICERS
43	MORTARED RIPRAP
45	SLIPFORMED PARAPETS
46	404 PERMITS

52	STORMWATER MANAGEMENT COMMISSION
56	CLEANING AND PAINTING NEW METAL STRUCTURES
63	TEMPORARY SHEET PILING
65	FABRIC REINFORCED ELASTOMERIC MAT

INDEX LOCAL ROADS AND STREETS SPECIAL PROVISIONS

<u>LR#</u>	<u>TITLE</u>	<u>PAGE</u>
SD 16	"Slab Movement Detection Device" (Eff. 11-1-84).....	
SD 17	"Required Cold Milled Surface Texture" (Eff. 11-1-87).....	
107-1	"Nationwide Permit No. 14" (Eff. 2-1-04) (Rev. 3-1-05). Developed by the Bureau of Local Roads and Streets..... to outline the necessary requirements to comply with No. 14 permits.	
107-2	"Railroad Protective Liability Insurance for Local Lettings" (Eff. 3-1-05). Developed by the Bureau of Local Roads & Streets to require insurance policies to be submitted to the letting agency rather than the department.	
108	"Combination Bids (Eff. 1-1-94)(Rev. 3-1-05). Developed by the Bureau of Local Roads & Streets to allow the revision of working days and calendar days. Revised to incorporate applicable portions of deleted Sections 102 & 103	
109	"Contract Claims" (Eff. 1-1-02) (Rev. 5-1-02). Developed by the Bureau of Local Roads..... and Streets to assist local agencies in handling contract claims.	
212	"Shaping Roadway" (Eff. 8-1-69) (Rev. 1-1-02).....	
302	Rescinded	
355-1	"Asphalt Stabilized Base Course, Road Mix or Traveling Plant Mix" (Eff. 10-1-73)(Rev. 1-1-02).....	
355-2	"Asphalt Stabilized Base Course, Plant Mix" (Eff. 2-20-63)(Rev. 1-1-02)	
355-3	"Bituminous Aggregate Mixture Base Course" (6-27-66)(Rev. 1-1-02). Developed by the..... Bureau of Materials and Physical Research and the Bureau of Local Roads and Streets to construct a stabilized base course with paving grade asphalt.	
400	"Penetrating Emulsified Prime" (Eff. 4-1-84)(Rev. 1-1-02).....	
402	"Salt Stabilized Surface Course" (Eff. 2-20-63)(Rev. 1-1-02).....	
403-1	"Penetrating Emulsified Asphalt" (Eff. 1-1-94)(Rev. 1-1-02). Developed for bituminous..... surface treatments on roads that require flexibility and penetration due to low traffic volume.	
403-2	Bituminous Hot Mix Sand Seal Coat" (Eff. 8-1-69)(Rev. 1-1-02).....	
420	"PCC Pavement (Special)" (Eff. 5-12-64)(Rev. 1-1-02). Developed by the Bureau of Local Roads & Streets to allow local agencies to construct quality PCC pavements for low volume roads.	
430	"Paving Brick and Concrete Paver Pavements and Sidewalks" (Eff 1-1-04) Developed by the Bureau of Local Roads & Streets and the Bureau of Materials & Physical Research to provide statewide requirements for paving brick and concrete paver pavements and sidewalks.	
442	"Bituminous Patching Mixtures for Maintenance Use" (Eff 1-1-04). Developed by the Bureau of Local Roads & Streets to reference approved bituminous patching mixtures.	
451	"Crack Filling Bituminous Pavement with Fiber-Asphalt" (Eff. 10-1-91)(Rev. 1-1-02).....	
503-1	"Furnishing Class SI Concrete" (Eff. 10-1-73)(Rev. 1-1-02).....	
503-2	"Furnishing Class SI Concrete (Short Load)" (Eff. 1-1-89) (Rev. 1-1-02). Developed by the Bureau of Local Roads and Streets to allow a load charge to be added when short loads are expected during the contract.	
542	"Pipe Culverts, Type (Furnished)" (Eff. 9 -1-64) (Rev. 1-1-02).....	
663	"Calcium Chloride Applied" (Eff. 6-1-58) (Rev. 1-1-02).....	
671	Rescinded	
701	"Flagger Certification" (Eff. 1-1-93) (Rev. 1-1-02).....	
702	"Construction and Maintenance Signs" (Eff 1-1-04) Developed by the Bureau of Local Roads & Streets to require florescent orange sheeting and a minimum sign size of 48" X 48" on construction and maintenance signs.	
1004	"Coarse Aggregate for Bituminous Surface Treatment" (Eff. 1-1-02). Developed by the Bureau of Materials & Physical Research, the Bureau of Local Roads & Streets, and Local Agencies to provide a coarser mix when aggregate producers have adjusted the CA-16 gradation according to the Aggregate Gradation Control System (AGCS) to a finer mix for Hot-Mix Asphalt.	
1013	"Rock Salt (Sodium Chloride)" (Eff. 8-1-69) (Rev. 1-1-02).....	

BDE SPECIAL PROVISIONS
For The August 5, 2005 Letting

The following special provisions indicated by an "x" are applicable to this contract and will be included by the Project Development and Implementation Section of the BD&E. An * indicates a new or revised special provision for the letting.

<u>File Name</u>	<u>Pg.#</u>	<u>Special Provision Title</u>	<u>Effective</u>	<u>Revised</u>
80099		Accessible Pedestrian Signals (APS)	April 1, 2003	
80141		Additional Award Criteria	June 1, 2004	
80108		Asbestos Bearing Pad Removal	Nov. 1, 2003	
72541		Asbestos Waterproofing Membrane and Asbestos Bituminous Concrete Surface Removal	June 1, 1989	June 30, 1994
80128		Authority of Railroad Engineer	July 1, 2004	
* 80065		Bituminous Base Course/Widening Superpave	April 1, 2002	Aug. 1, 2005
80050		Bituminous Concrete Surface Course	April 1, 2001	April 1, 2003
80142		Bituminous Equipment, Spreading and Finishing Machine	Jan. 1, 2005	
80066	66	X Bridge Deck Construction	April 1, 2002	April 1, 2004
50261		Building Removal-Case I (Non-Friable and Friable Asbestos)	Sept. 1, 1990	Aug. 1, 2001
50481		Building Removal-Case II (Non-Friable Asbestos)	Sept. 1, 1990	Aug. 1, 2001
50491		Building Removal-Case III (Friable Asbestos)	Sept. 1, 1990	Aug. 1, 2001
50531		Building Removal-Case IV (No Asbestos)	Sept. 1, 1990	Aug. 1, 2001
80118		Butt Joints	April 1, 2004	April 1, 2005
80031		Calcium Chloride Accelerator for Portland Cement Concrete Patching	Jan. 1, 2001	
80077		Chair Supports	Nov. 1, 2002	Nov. 2, 2002
80051		Coarse Aggregate for Trench Backfill, Backfill and Bedding	April 1, 2001	Nov. 1, 2003
80094	68	X Concrete Admixtures	Jan. 1, 2003	July 1, 2004
80112		Concrete Barrier	Jan. 1, 2004	April 2, 2004
80102	73	X Corrugated Metal Pipe Culverts	Aug. 1, 2003	July 1, 2004
80114	74	X Curing and Protection of Concrete Construction	Jan. 1, 2004	
* 80146		Detectable Warnings	Aug. 1, 2005	
80029	82	X Disadvantaged Business Enterprise Participation	Sept. 1, 2000	June 1, 2004
80144		Elastomeric Bearings	April 1, 2005	
31578	90	X Epoxy Coating on Reinforcement	April 1, 1997	Jan. 1, 2003
80041		Epoxy Pavement Marking	Jan. 1, 2001	Aug. 1, 2003
80055	91	X Erosion and Sediment Control Deficiency Deduction	Aug. 1, 2001	Nov. 1, 2001
80103	92	X Expansion Joints	Aug. 1, 2003	
* 80101	93	X Flagger Vests	April 1, 2003	Aug. 1, 2005
80079		Freeze-Thaw Rating	Nov. 1, 2002	
80072	94	X Furnished Excavation	Aug. 1, 2002	Nov. 1, 2004
80054	95	X Hand Vibrator	Nov. 1, 2003	
* 80147		Illuminated Sign	Aug. 1, 2005	
80109		Impact Attenuators	Nov. 1, 2003	
80110		Impact Attenuators, Temporary	Nov. 1, 2003	April 1, 2004
80104		Inlet Filters	Aug. 1, 2003	
80080		Insertion Lining of Pipe Culverts	Nov. 1, 2002	Aug. 1, 2003
80067		Light Emitting Diode (LED) Signal Head	April 1, 2002	Aug. 1, 2003
80081		Lime Gradation Requirements	Nov. 1, 2002	
80133		Lime Stabilized Soil Mixture	Nov. 1, 2004	April 1, 2005
80045		Material Transfer Device	June 15, 1999	March 1, 2001
80137		Minimum Lane Width with Lane Closure	Jan. 1, 2005	
80138	96	X Mulching Seeded Areas	Jan. 1, 2005	
80082		Multilane Pavement Patching	Nov. 1, 2002	
80129		Notched Wedge Longitudinal Joint	July 1, 2004	
80069	97	X Organic Zinc-Rich Paint System	Nov. 1, 2001	Aug. 1, 2003
80116	101	X Partial Payments	Sept. 1, 2003	
80013		Pavement and Shoulder Resurfacing	Feb. 1, 2000	July 1, 2004
53600		Pavement Thickness Determination for Payment	April 1, 1999	Jan. 1, 2004

<u>File Name</u>	<u>Pg.#</u>		<u>Special Provision Title</u>	<u>Effective</u>	<u>Revised</u>
80022	102	X	Payment to Subcontractors	June 1, 2000	Sept. 1, 2003
80130	103	X	Personal Protective Equipment	July 1, 2004	
80134			Plastic Blockouts for Guardrail	Nov. 1, 2004	
80073			Polymer Modified Emulsified Asphalt	Nov. 1, 2002	
80119			Polyurea Pavement Marking	April 1, 2004	
80124			Portable Changeable Message Signs	Nov. 1, 1993	April 2, 2004
80139	104	X	Portland Cement	Jan. 1, 2005	
80083	105	X	Portland Cement Concrete	Nov. 1, 2002	
80036			Portland Cement Concrete Patching	Jan. 1, 2001	Jan. 1, 2004
419			Precast Concrete Products	July 1, 1999	Nov. 1, 2004
80120			Precast, Prestressed Concrete Members	April 1, 2004	
80084	106	X	Preformed Recycled Rubber Joint Filler	Nov. 1, 2002	
80015			Public Convenience and Safety	Jan. 1, 2000	
80121			PVC Pipeliner	April 1, 2004	April 1, 2005
80122			Railroad, Full-Actuated Controller	April 1, 2004	
34261			Railroad Protective Liability Insurance	Dec. 1, 1986	May 1, 1988
80105			Raised Reflective Pavement Markers (Bridge)	Aug. 1, 2003	
80011	107	X	RAP for Use in Bituminous Concrete Mixtures	Jan. 1, 2000	April 1, 2002
80032	111	X	Remove and Re-Erect Steel Plate Beam Guardrail and Traffic Barrier Terminals	Jan. 1, 2001	Jan. 1, 2005
80085			Sealing Abandoned Water Wells	Nov. 1, 2002	
* 80131			Seeding and Sodding	July 1, 2004	Aug. 1, 2005
80132			Self-Consolidating Concrete for Precast Products	July 1, 2004	
80096			Shoulder Rumble Strips	Jan. 1, 2003	
80140	112	X	Shoulder Stabilization at Guardrail	Jan. 1, 2005	
80135	113	X	Soil Modification	Nov. 1, 2004	April 1, 2005
* 80070			Stabilized Subbase and Bituminous Shoulders Superpave	April 1, 2002	Aug. 1, 2005
80127			Steel Cost Adjustment	April 2, 2004	July 1, 2004
* 80143	119	X	Subcontractor Mobilization Payments	April 2, 2005	
80086	120	X	Subgrade Preparation	Nov. 1, 2002	
80136			Superpave Bituminous Concrete Mixture IL-4.75	Nov. 1, 2004	
80010	121	X	Superpave Bituminous Concrete Mixtures	Jan. 1, 2000	April 1, 2004
80039			Superpave Bituminous Concrete Mixtures (Low ESAL)	Jan. 1, 2001	April 1, 2004
* 80075			Surface Testing of Pavements	April 1, 2002	Aug. 1, 2005
80145			Suspension of Slipformed Parapets	June 11, 2004	
80092	128	X	Temporary Concrete Barrier	Oct. 1, 2002	Nov. 1, 2003
80087	131	X	Temporary Erosion Control	Nov. 1, 2002	
80008			Temporary Module Glare Screen System	Jan. 1, 2000	
80106			Temporary Portable Bridge Traffic Signals	Aug. 1, 2003	
80098	133	X	Traffic Barrier Terminals	Jan. 1, 2003	
57291	134	X	Traffic Control Deficiency Deduction	April 1, 1992	Jan. 1, 2005
20338			Training Special Provisions	Oct. 15, 1975	
80107			Transient Voltage Surge Suppression	Aug. 1, 2003	
80123			Truck Bed Release Agent	April 1, 2004	
* 80149			Variable Spaced Tining	Aug. 1, 2005	
80048	135	X	Weight Control Deficiency Deduction	April 1, 2001	Aug. 1, 2002
80090			Work Zone Public Information Signs	Sept. 1, 2002	Jan. 1, 2005
80125			Work Zone Speed Limit Signs	April 2, 2004	April 15, 2004
80126			Work Zone Traffic Control	April 2, 2004	Jan. 2, 2005
80097	137		Work Zone Traffic Control Devices	Jan. 1, 2003	Nov. 1, 2004
80071	139	X	Working Days	Jan. 1, 2002	

The following special provisions have been **deleted** from use:

80113 Curb Ramps for Sidewalk This special provision has been replaced by the BDE Special Provision, "Detectable Warnings".

43761 Driving Guardrail Posts This special provision has been made obsolete by revising Standard 630201 and issuing the BDE Special Provision, "Shoulder Stabilization at Guardrail".

80091 Underdrain Operations This special provision is no longer required and has been deleted.

The following special provisions are in the 2005 Supplemental Specifications and Recurring Special Provisions:

<u>File Name</u>	<u>Special Provision Title</u>	<u>New Location</u>	<u>Effective</u>	<u>Revised</u>
80052	Adjusting Frames and Grates	Sections 602, 603, and 1043	Aug. 1, 2001	Nov. 1, 2001
80093	Articulated Block Revetment Mat	Sections 285 and 1005	Jan. 1, 2003	
80078	Controlled Aggregate Mixing System	Sections 311, 351, and 481	Nov. 1, 2002	
80100	Epoxy Coatings for Steel Reinforcement	Section 1006	April 1, 2003	
80095	Precast Block Revetment Mat	Sections 285 and 1005	Jan. 1, 2003	
80074	Shoulder Inlets with Curb	Section 610	Aug. 1, 2002	
80117	Stone for Erosion Protection, Sediment Control, and Rockfill	Sections 281 and 1005	Jan. 1, 2004	
80088	Traffic Structures	Sections 1069 and 1077	Nov. 1, 2002	

The following special provisions require additional information from the designer. The additional information needs to be included in a separate document attached to this check sheet. The Project Development and Implementation section will then include the information in the applicable special provision. The Special Provisions are:

- Building Removal-Case I
- Building Removal-Case II
- Building Removal-Case III
- Building Removal-Case IV
- DBE Participation
- Material Transfer Device
- Railroad Protective Liability Insurance
- Training Special Provisions
- Working Days

STATE OF ILLINOIS
SPECIAL PROVISIONS

The following Special Provisions supplement the "Standard Specifications for Road and bridge Construction" adopted January 1, 2002 (hereinafter referred to as the Standard Specifications); the latest edition of the "Illinois Manual on Uniform Traffic Control Devices for Streets and Highways" in effect on the date of invitation for bids; and the "Supplemental Specifications and Recurring Special Provisions" indicated on the check sheet provided herein, all of which apply to and govern the construction of:

Proposed Federal Aid Project Bridge Replacement
Section: No. 00-00095-11-BR
Project No.: BHM-7003(873)
SN: 049-3072
Lake County

In case of conflict with any part or parts of said documents, these Special Provisions shall take precedence and shall govern.

LOCATION OF PROJECT

The proposed work is located on Hunt Club Road where it crosses over Mill Creek between Millburn Road and Sand Lake Road.

DESCRIPTION OF PROJECT

This project consists of the construction of approximately 77 feet of bridge replacement and approximately 542 feet of roadway overlay and shoulder widening. The project also includes the installation and maintenance of temporary traffic signals, installation of guardrails, installation of signs, landscaping, and all the incidental and collateral work necessary to complete the project as shown on the plans and as described herein.

SECTION 102. AWARD AND EXECUTION OF CONTRACT

Award and execution of contract shall be in accordance with Section 102 of the "Standard Specifications" and the following special provision. **Insurance certificates** shall be received within **five (5) days** after the contract has been mailed to the bidder. **Contract performance and payment bond** shall be received within **ten (10) days** after the contract has been mailed to the bidder. The contract shall be executed by the successful bidder and returned within **fifteen (15) days** after the contract has been mailed to the bidder.

SECTION 105.07 EXISTING UTILITIES

The Contractor shall be aware of the location of all utilities and structures in the project area. The Contractor shall conduct construction operations to avoid damage to the utilities or structures.

Should any damage to utilities occur due to the Contractor's negligence, the Contractor shall be responsible for making all repairs in a manner acceptable to the Engineer. All costs associated with making the repairs shall be the responsibility of the Contractor.

The Contractor shall be aware of the locations of vehicle detector loops cut into the pavement. Any vehicle detector loop damaged by the Contractor's negligence shall be repaired by the Contractor in a manner acceptable to the Engineer. All costs associated with making the repairs shall be the responsibility of the Contractor.

The Contractor shall notify all utility owners of the proposed construction schedule, and shall coordinate construction operations with the utility owners so that relocation of utility lines and structures may proceed in an orderly manner. Notification shall be in writing with copies transmitted to the Engineer.

SECTION 105.09 PAVEMENT MARKING PAINT

In addition to the requirements of Article 105.09 of the Standard Specifications, the Contractor shall furnish, at their expense, white, pink or purple pavement marking paint in aerosol cans, for use by the Engineer. The quality of the marking paint shall be as manufactured by Aervoe-Pacific Co. (distributed by Municipal Marking Distributors, Inc., Dundee, IL) or approved equal. The Contractor and subcontractors shall only use these same colors for their own markings, therefore, not using J.U.L.I.E. utility colors.

SECTION 107 MAINTENANCE OF ROADWAY

Beginning on the date that the Contractor begins work on this project, the Contractor shall assume responsibility for the normal maintenance of all roadways within the limits of the improvement. This normal maintenance shall include all repair work deemed necessary by the Engineer, but shall not include snow removal operations. Traffic control and protection required for this work will be provided by the Contractor as required by the Engineer.

The work involved in maintaining the existing pavement and shoulders as above specified will be paid for separately at the respective contract unit prices for the various items of work involved unless specified elsewhere in these Special Provisions. Traffic control and protection required for this work shall be paid for as specified in these Special Provisions.

If no such items of work have been provided for in the contract, or otherwise specified for payment, such items, including the accompanying traffic control and protection required by the Engineer, will be paid for as extra work, in accordance with Article 109.04 of the Standard Specifications.

SECTION 107 CONSTRUCTION SAFETY AND HEALTH STANDARDS

It is a condition of this contract and shall be made a condition of each subcontract entered into pursuant to this contract that the Contractor and any Subcontractor shall not require any laborer or mechanic employed in performance of the contract to work in surroundings or under working conditions which are unsanitary, hazardous or dangerous to their health or safety, as determined under Federal Construction Safety and Health Standards.

SECTION 107 PROTECTION OF EXISTING DRAINAGE FACILITIES DURING CONSTRUCTION

All existing drainage structures are to be kept free of debris resulting from construction operations. All work and material necessary to prevent accumulation of debris in the drainage structures will be considered as incidental to the contract. Any debris in the drainage structures resulting from construction operations shall be removed at the Contractor's own expense, and no extra compensation will be allowed. Should reconstruction or adjustment of a drainage structure be required by the Engineer in the field, the necessary work and payment shall be done in accordance with Section 602 and Article 104.02 respectively of the "Standard Specifications".

During construction, if the Contractor's forces encounter or otherwise becomes aware of any sewers, underdrains or field drains within the right-of-way other than those shown on the plans, they shall inform the Engineer. The Engineer shall direct the work necessary to maintain or replace the facilities in service, and to protect them from damage during construction if maintained. Existing facilities to be maintained that are damaged because of non-compliance with this provision shall be replaced at the Contractor's own expense. Should the Engineer have directed the replacement of a facility, the necessary work and payment shall be done in accordance with Sections 550 and 601 and Article 104.02 respectively of the "Standard Specifications".

SECTION 107.09 KEEPING ROADS OPEN TO TRAFFIC

All roads shall remain open to traffic. The Contractor may close one lane because of construction only between the hours of 9:00 AM and 3:00 PM. The Contractor shall maintain one-way traffic during these restricted hours with the use of signs and flagmen as shown on the Traffic Control Standards. Two lanes of traffic will be maintained between 3:00 PM and 9:00 AM and when no construction activities are being carried

out. The restricted lane closure time provision may be waived at the Resident Engineer's discretion.

When necessary to close one lane because of construction, the Contractor shall maintain one-way traffic during construction hours with the use of signs and flagmen as shown on the Traffic Control Standards. Two lanes of traffic will be maintained during nights and weekends when no construction activities are being carried on.

SECTION 107.09 PUBLIC SAFETY AND CONVENIENCE

The Contractor shall maintain entrances along the proposed improvement. Interference with traffic movements and inconvenience to owners of abutting property and the public shall be kept to a minimum. Any delays or inconveniences caused by the Contractor by complying with these requirements shall be considered as incidental to the contract, and no additional compensation will be allowed.

Contractors shall plan their work so that there will be no open holes in the pavement and that all barricades will be removed from the roadway during non-working hours, except where required for public safety.

SECTION 107.20 PROTECTION OF TREES AND SHRUBS

Extra care shall be exercised when operating equipment around trees or shrubs. Injured branches or roots shall be pruned in a manner satisfactory to the Engineer and shall be painted where the cut was made. Roots exposed during excavating operations shall be neatly pruned and covered with topsoil. This work shall be done as soon as possible and shall be considered as incidental to the contract, and no additional compensation will be allowed.

SECTION 107.27 INSURANCE

Insurance shall be in accordance with Section 107.27 of the Standard Specifications and the following Special Provisions:

1.0 Hold Harmless Clause

The Provider agrees to indemnify, save harmless and defend the County of Lake, its agents, servants, and employees and each of them against and hold it and them harmless from any and all lawsuits, claims, demands, liabilities, losses and expenses, including court costs and attorney's fees, for or on account of any injury to any person, or any death at any time resulting from such injury, or any damage to property, which may arise or which may be alleged to have arisen out of or in connection with the work covered by this contract. The foregoing indemnity shall apply except if such injury, death or damage is caused directly by

the willful and wanton conduct of the County of Lake, its agents, servants, or employees or any other person indemnified hereunder.

2.0 Liability Insurance

The Contractor shall purchase from and maintain in a company or companies lawfully authorized to do business in the state of Illinois such insurance as will protect the Contractor from claims set forth below which may arise out of or result from the Contractor's operations under the contract and for which the Contractor may be legally liable, whether such operations be by the Contractor or by a Subcontractor or by anyone directly or indirectly employed by any of them, or by anyone for whose acts any of them may be liable:

2.1 Commercial General Liability

Commercial General Liability in a broad form on an occurrence basis, to include but not be limited to, coverage for the following where exposure exists; Premises/Operations, Contractual Liability, Products/Completed Operations, Independent Contractor's coverage to respond to claims for damages because of bodily injury, sickness or disease, or death of any person other than the Contractor's employees as well as claims for damages insured by usual personal injury liability coverage which are sustained (1) by a person as a result of an offense directly or indirectly related to employment of such person by the contractor, or (2) by another person and claims for damages, other than to the Work itself, because of injury to or destruction of tangible property, including loss of use therefrom.

2.2 Worker's Compensation

Worker's Compensation Insurance shall be maintained covering all liability of the contractor arising under the Worker's Compensation Act and Worker's Occupational Disease Act at limits in accordance with the laws of the State of Illinois.

2.3 Employer's Liability

Employer's Liability shall be maintained to respond to claims for damages because of bodily injury, occupational sickness or disease or death of the Contractor's employees.

2.4 Automobile Liability

Automobile Liability Insurance shall be maintained to respond to claims for damages because of bodily injury, death of a person or property damage arising out of ownership, maintenance or use of a motor vehicle. This policy shall be written to cover any auto whether owned, leased, hired or borrowed.

2.5 Minimum Limits of Liability

The Contractor's liability insurance as required by paragraphs 2.1, 2.3 and 2.4 shall be written with limits of insurance not less than the following:

2.5.1 Commercial General Liability Insurance

*General Aggregate Limit (Other Than Products Completed Operations)	\$4,000,000
Products Completed Operations Aggregate Limit	\$4,000,000
Personal and Advertising Injury Limit	\$1,000,000
Each occurrence Limit	\$2,000,000

**The policy shall be endorsed for the general aggregate to apply on a "per project" basis.*

2.5.2 Employers Liability Insurance

Bodily Injury by Accident (Each Accident)	\$1,000,000
Bodily Injury by Disease (Each Employee)	\$1,000,000
Bodily Injury by Disease (Policy Limit)	\$1,000,000

2.5.3 Automobile Liability

Bodily Injury, Property Damage and Covered Pollution Cost or Expense (Each Occurrence Limit)	\$1,000,000
----------------------------------------------------------------------------------------------	-------------

2.6 Insurance Conditions

Lake County, its agents, officers and employees shall be named as additional insured under ISO (Insurance Services Office) additional insured endorsement CG 20 26, edition date 10/93 or its equivalent. The Contractor's insurance shall be primary and non-contributory. The contractual liability insurance coverage shall be broad enough to respond to the liability assumed by the Contractor in the Hold Harmless Clause contained herein.

Coverage shall be provided for Lake County, its officers, agents and employees, all members of Boards, Commissions, Committees, Trustees and Organizations of the County, all volunteers and members of volunteer organizations and other non-paid personnel, including college and high school interns, while acting on behalf of the County.

2.7 Certificates of Insurance

Certificates of Insurance with required endorsements acceptable to the County of Lake shall be filed with the County of Lake prior to commencement of the work, containing the following:

2.7.1 Be provided with a 30 day prior notice, in writing, of Notice of Cancellation, Non-Renewal, or material change specified within an endorsement by the insurance company.

2.7.2 Be provided with certificates of insurance evidencing the endorsement and endorsement as specified above and required insurance, prior to commencement of this contract and thereafter with certificates evidencing renewals, replacements and endorsements of said policies of insurance at least 15 days prior to expiration, cancellation or non-renewal of such policies.

2.8 Duration of Coverage

The insurance described herein shall be maintained for the duration of the contract, including warranty period.

2.9 Failure to Comply

In the event the Contractor fails to obtain or maintain any insurance coverages required under this agreement, Lake County may purchase such insurance coverages and charge the expense thereof to the Contractor.

3.0 Payment

All costs for insurance as specified herein will be considered as included in the cost of the contract.

SECTION 108 CONTROL OF WORK & PROSECUTION AND PROGRESS

It is the intent of the County that this project be constructed in an orderly and timely manner. Toward this end, the Contractor shall take special note of the provisions of

Article 105.06, Article 108.01 paragraph 2, and Article 108.02 of the Standard Specifications which shall be adhered to.

The Contractor shall coordinate all work between their forces and subcontractors to enable completion within the allotted working days.

FINAL SIGN PLACEMENT ON CONSTRUCTION PROJECTS

1. All signs removed shall be reinstalled 16 to 18 feet off the edge of pavement where possible. In curb sections this will vary and will be determined by the Lake County Division of Transportation.
2. All single sign installations shall be installed with the bottom of the sign 5 feet above edge of pavement in rural districts, and 7 feet above the edge of pavement in business, commercial or residential districts. On installations having two or more signs, the bottom of the lowest sign shall be 4 feet above edge of pavement.
3. All signs replaced will be erected using new "Telespar" system metal bases cut 42 inches long from 2 1/4 inch square material. They are to be driven into solid ground using pneumatic driver. This work will not be paid for separately but shall be considered incidental to the contract.

TREE REMOVAL (6 TO 15 UNITS DIAMETER)

TREE REMOVAL (OVER 15 UNITS DIAMETER)

This work shall be done in accordance with the applicable portions of Section 201 of the "Standard Specifications", and the following. Cut trees and limbs must be disposed of within 5 working days.

This work will be measured and paid for at the contract unit price per unit diameter for TREE REMOVAL (OF THE SIZE RANGE SPECIFIED).

REMOVAL AND DISPOSAL OF UNSUITABLE MATERIAL

This item shall conform to Section 202 of the Standard Specifications. The Contractor shall dispose of unsuitable material off-site in a legal manner and shall provide documentation as to the destination of all materials removed from the site.

REMOVAL AND DISPOSAL OF UNSUITABLE MATERIAL will be paid for at the contract unit price per cubic yard.

TOPSOIL FURNISH AND PLACE, 4"

This item shall conform to Section 211 of the Standard Specifications. The Contractor shall provide all topsoil from outside the right of way. Plan quantities reflect 4" (100mm) thick topsoil placement in all disturbed areas. The excavation required to accommodate a nominal 4" (100mm) thick layer of topsoil has been included in the pay item EARTH EXCAVATION.

This work shall comply with Section 211 of the "Standard Specification" and the "Illinois State Agency Historic Resources Preservation Act" (Public Act 86-707, effective January 1, 1990). Under this Act:

- 1: The Contractor shall complete an Environmental Survey Request Form for Topsoil/Use Areas (Form ESRF-BU 6/85 included herein), along with all required attachments, and submit them to the Engineer at the earliest possible date.
2. The Engineer shall submit the Environmental Survey Request to the Illinois Department of Transportation for review and approval. Any costs incurred associated with said review and approval will be borne by the Contractor.
3. The Contractor shall not begin work on any Topsoil/Use areas until the Environmental Survey Request has been approved.

The Contractor shall collect one representative soil sample from the proposed growing surface which shall be analyzed by an agricultural laboratory approved by the Engineer. The Contractor shall submit the proposed laboratory name and address to the Engineer at the pre-construction conference. The soils analysis shall include (but is not limited to) the recommended application rates of nitrogen and potassium fertilizer nutrients. The cost of the soil analysis will not be paid for, but will be included in the cost of TOPSOIL FURNISH AND PLACE, 4".

TOPSOIL FURNISH AND PLACE, 4" will be paid for at the contract unit price per square yard.

SEEDING, CLASS 2A
SEEDING, CLASS 3

This work shall conform to Section 250 of the "Standard Specifications" and the following:

Permanent seeding operations shall be permitted only between March 15th through May 31st and between August 1st through September 30th.

Seeding will not be allowed during the month of June, July or October. If seeding is necessary after October 31, the mixture used shall be 50% more than the Class 2A requirements as listed in Article 250.07 of the "Standard Specifications". No additional compensation for the extra mixture will be allowed.

SEEDING, CLASS 2A and SEEDING, CLASS 3 will be paid for at the contract unit price per acre.

EROSION CONTROL FABRIC

This work shall conform to the applicable portions of Section 251 of the "Standard Specifications" except that the blanket shall be 100% biodegradable coconut fiber erosion control blanket with natural fiber netting. North American Green C125BN meets these specifications, or an equal product (approved by the Engineer) may be used.

This work shall be paid for at the contract unit price per square yard for EROSION CONTROL FABRIC.

TEMPORARY DITCH CHECK

This work shall conform to Section 280 and Section 1080 of the "Standard Specifications", and the Triangular Silt Dike™ detail included in the plans. Temporary Ditch Check shall be limited to Triangular Silt Dikes™ or an approved equal.

Manufacturer
Triangular Silt Dike Company, Inc.
608 Greenwood
Midwest City, OK 73110-1632
(405)741-7406

Area Representative/Dealer
GSI Geosynthetics, Inc.
428 N. Pewaukee Road
Waukesha, WI 53188
(800) 444-5523

Each silt dike shall consist of an approximate 7 feet (2.13 meters) long triangular section of urethane foam covered with a geotextile fabric, and installed on a geotextile fabric apron. Triangular Silt Dikes™ shall be installed at the locations specified on the Erosion Control Plan, or as directed by the Engineer, and in accordance with the detail included in the plans and the manufacturer's recommendations.

The geotextile fabric shall conform to Article 1080.05 of the "Standard Specifications" for Geotechnical Fabric for French Drains.

The ditch checks shall become the property of the Contractor upon their removal. The maintenance of this item shall be included with and paid for as part of the contract lump sum price for Maintenance of Temporary Erosion Control Systems.

This work shall be paid for at the contract unit price per each for TEMPORARY DITCH CHECK, and shall include all labor, equipment and materials necessary for installation and removal.

PERIMETER EROSION BARRIER

This work shall conform to the requirements of Section 280 of the "Standard Specifications" with the exception that the erosion barrier shall be limited to silt filter fence, as specified in Article 1080.02. This work will be paid for at the contract unit price per foot for PERIMETER EROSION BARRIER.

BITUMINOUS MATERIALS (PRIME COAT)

Prime coat shall meet the specifications of Article 406.06 (b) of the "Standard Specifications for Road and Bridge Construction" with the following revisions and additions:

Emulsified asphalt shall only be used between the dates of May 15th and September 1st. On or before May 15th and on or after September 1st, RC-70 asphalt shall be used in lieu of emulsified asphalt.

On days between May 15th and September 1st, when the air temperature is in question, the exact type of priming asphalt shall be determined by the Engineer.

Shields, covers or other suitable equipment shall be provided by the Contractor to protect the motoring public, adjoining pavement, curbs, or structures during the application of prime coat. The Contractor will be required to present a weight ticket of the truckload prior to applying the prime coat. After application the truck shall then be weighed again in order to determine the net weight of prime coat that has been placed. Both tickets shall be stamped by the certified weighmaster.

The Contractor shall erect (to the Engineer's satisfaction) 36 inch (900mm) minimum FRESH OIL AHEAD signs prior to the prime coat application. Prime Coat material shall be SS-1 on existing bituminous surfaces and MC30 on aggregate surfaces (subject to the date and temperature restrictions indicated above). This work shall be paid for at the contract unit price per gallon (liter) for BITUMINOUS MATERIALS (PRIME COAT).

BITUMINOUS SURFACE REMOVAL, 1½"

This work shall be done in accordance with the applicable portions of Section 440 of the "Standard Specifications" and shall consist of milling bituminous pavement to the depths, locations, and limits specified in the plans. If the milling machine cuts too deep or tears out areas of the existing pavement which were to be saved, the holes shall be filled with leveling binder at the Contractor's expense. Temporary ramps at butt joints must be provided in accordance with 406.18 of the "Standard Specifications."

Penalty – Failure by the Contractor to provide a temporary bituminous ramp shall be grounds for assessment of a penalty of \$100 per day per ramp location for each calendar day thereafter that such facility remains incomplete after written notification from the Engineer. Such penalty shall be deducted from monies due or to become due the Contractor under the Contract.

This item of work will be paid for at the contract unit price per square yard for BITUMINOUS SURFACE REMOVAL of the depth specified.

CLASS D PATCHES

This work shall conform to Section 442 of the "Standard Specifications". The quantities in the plans are estimated. Actual size and location of patches will be determined in the field by the Engineer after the milling is complete. The pavement patching shall be limited to 10 inches of Bituminous Base Course Superpave.

The Bituminous Base Course Superpave will be designed and constructed in accordance with the LCDOT specification "Bituminous Base Course Superpave, Non QC/QA", included in these special provisions.

The total patching for the project is estimated at 5% of the total existing surface area. The total patching area is apportioned as follows:

TYPE I (10%)	(0.10 x 0.05 x existing surface area)
TYPE II (15%)	(0.15 x 0.05 x existing surface area)
TYPE III (45%)	(0.45 x 0.05 x existing surface area)
TYPE IV (30%)	(0.30 x 0.05 x existing surface area)

Class D Patches will be measured for payment in place, and the area computed in square yards.

CLASS D PATCHES will be paid for at the contract unit price per square yard for the depth and type specified.

AGGREGATE SHOULDERS, TYPE A

This work shall conform to the requirements of Section 481 of the "Standard Specifications" with the exception that the material shall be limited to crushed gravel, crushed stone or crushed concrete. The plasticity index requirements and the requirements for adding water at the central mixing plant will be waived.

This work shall be paid for at the contract unit price per ton for AGGREGATE SHOULDERS, TYPE A.

BITUMINOUS SHOULDERS 6"

This work shall be in accordance with Section 482 of the "Standard Specifications for Road and Bridge Construction" with the following revisions and additions:

The first layer shall consist of 4½" of Bituminous Base Course Superpave and the top layer shall consist of 1½" of Bituminous Concrete Surface Course, Superpave, Mix "C", N30.

Bituminous Shoulders 6" will be measured for payment according to Article 482.08 of the "Standard Specifications".

This work shall be paid for at the contract unit price per square yard for BITUMINOUS SHOULDERS 6".

REMOVAL OF EXISTING STRUCTURES

This work shall consist of the removal of existing structure, including the existing approach pavement, and satisfactory disposal as shown on the plans and shall be performed in accordance with the applicable portions of Section 501 of the Standard Specifications, except as modified herein.

The Contractor shall be responsible for removal and installation of a new USGS stream gauging station at the southwest corner of the bridge. Coordinate the removal of the existing gauging station, and the placement of the new gauging station on the new platform with the USGS. In addition, any electrical and/or telephone lines that serve the station that need to be relocated shall be covered under this special provision.

The cost of removing, replacing and setup of the gauging equipment shall be included in the contract unit price for REMOVAL OF EXISTING STRUCTURES.

This work shall be paid for at the contract unit price per Each for REMOVAL OF EXISTING STRUCTURES.

USGS Contact:
Shawn Cutshaw
650 B Peace Road
DeKalb, IL 60115
Phone: (815) 756-9207

CONCRETE HANDRAIL

This work shall consist of the construction of the Concrete Handrail as shown on the plans and shall be performed in accordance with the applicable portions of Section 503 of the Standard Specifications, except as modified herein.

All exposed surfaces of the concrete handrail shall have a sandblasted architectural finish. The coarse aggregate in the Portland Cement Concrete used in the Concrete Handrail shall be pit run gravel and shall be exposed by lightly sandblasting. A sample panel shall be made, approximately three foot by three foot square to demonstrate the proposed method used to expose the aggregate, including stripping times, type of abrasive material used to sandblast, and depth of sandblasting. The intended result is to leave the surface of the Concrete Handrail with the appearance of weathered concrete.

This work, including construction of the sample panel, will be considered as paid for in the contract unit price per Cubic Yard for CONCRETE HANDRAIL.

PROTECTIVE COAT

This work shall consist of the application of a protective surface treatment in accordance with Article 503.19 of the Standard Specifications except as modified herein.

Protective Coat shall be applied to all exposed surfaces of the Concrete Handrail. The concrete must be at least 14 days old and all sandblasting operations and cleanup must be completed before application of Protective Coat.

This work shall be paid for at the contract unit price per Square Yard for PROTECTIVE COAT.

TRAFFIC BARRIER TERMINAL, TYPE 1 (SPECIAL)

This work shall conform to the requirements of Section 631 of the Standard Specifications, Recurring Special Provision Check Sheet #40, the special details in the plans, and the following:

The Type 1 (Special) terminals that may be used for this pay item include the ET-2000, the BEST-350, and the SKT-350. Plan quantities are based on the ET-2000 manufactured by Syro Steel.

Terminal markers as specified in Recurring Special Provision Check Sheet #40 will be supplied and installed by the County.

TRAFFIC BARRIER TERMINAL, TYPE 1 (SPECIAL) will be paid for at the contract unit price per each.

CHAIN LINK FENCE TO BE RELOCATED

This work shall consist of removal and off-site disposal of an existing chain link fence, and furnishing and installing a new chain link fence at the proposed right-of-way line or easement line, as directed by the engineer.

The contractor shall dispose of all removed fence materials, including concrete used to anchor fence posts, outside of the right-of-way.

The new fence shall be of similar style and material as the existing fence. The Engineer shall approve the fence style and material prior to installation.

CHAIN LINK FENCE TO BE RELOCATED will be paid for at the contract unit price per foot of new fence installed.

Traffic Control Plan (L.C.-T- Section 700), Effective 08/01/04

Traffic Control shall be in accordance with the applicable sections of the "Standard Specifications", the "Supplemental Specifications", the "Illinois Manual on Uniform Traffic Control Devices for Streets and Highways, Millennium Edition" "Quality Standard for Work Zone Traffic Control Devices", any special details and Highway Standards contained in the plans and the special provisions contained herein.

Special attention is called to Articles 105.05, and 107.09, and to Sections 701, 702, 704, and 782 of the "Standard Specifications", and to the following Highway Standards, Details, Recurring Special Provisions and Special Provisions contained herein, relating to traffic control.

The Contractor shall contact the Engineer at least 72 hours in advance of beginning work.

STANDARDS

701321 - 07
702001 - 04

704001 - 02

DETAILS

LC 7002
LC 7004
LC 7006
LC 7008

Traffic Control and Protection (L.C.-T- Section 700), Effective 08/01/04

The Traffic Control and Protection shall meet the requirements of Section 700. Work Zone Traffic Control, Signing and Pavement Marking of the "Standard Specifications" except as follows:

Article 701.01 "Description" shall be replaced with the following:

701.01 Description. This item of work shall include furnishing, installing, maintaining, replacing, relocating and removing all traffic control devices used for the purpose of regulating, warning or directing traffic during the construction or maintenance of this improvement.

Traffic Control and Protection shall be provided as called for in the plans, these special provisions, applicable Highway Standards, applicable sections of the "Standard Specifications", or as directed by the Engineer.

The governing factor in the execution and staging of work for this project is to provide the motoring public with the safest possible travel conditions along the roadway through the construction zone. The Contractor shall arrange his/her operations to keep the closing of any lane of the roadway to a minimum.

Traffic control devices include signs and their supports, signals, pavement markings, barricades and their approved weights, channeling devices, warning lights, arrow boards, flaggers, or any other device used for the purpose of regulating, detouring, warning or guiding traffic through or around the construction zone.

Article 701.04 "General", section (b) "Contractor's Operations and Equipment", paragraph (4) shall be replaced with the following:

(4) The Contractor is required to conduct routine inspections of the work site at a frequency that will allow for the timely replacement of any traffic

control device that has become displaced, worn or damaged to the extent that it no longer conforms to the shape, dimensions, color and operational requirements of the MUTCD, the Traffic Control Standards or will no longer present a neat appearance to motorists. A sufficient quantity of replacement devices, based on vulnerability to damage, shall be readily available to meet this requirement.

The Contractor shall be responsible for the proper location, installation and arrangement of all traffic control devices. Special attention shall be given to advance warning signs during construction operations, in order to keep lane assignments consistent with barricade placement at all times. The Contractor shall immediately remove, cover or turn from the view of motorists all traffic control devices which are inconsistent with the detour, lane assignment patterns or conflicting conditions created during the transition from one construction stage to another. When the Contractor elects to cover conflicting or inappropriate signing, the materials used shall totally block out the reflectivity of the sign and shall cover the entire sign. The method used for covering the signing shall meet with the approval of the Engineer.

The Contractor shall coordinate all traffic control work on this project with any adjoining or overlapping projects. The coordination will include any barricade placements necessary to provide a uniform traffic detour pattern. When directed by the Engineer, the Contractor shall remove all traffic control devices that he/she furnished, installed and maintained under the contract. Such devices shall remain the property of the Contractor. All traffic control devices shall remain in place until the Engineer specifically authorizes their relocation or removal.

The Contractor shall ensure that all the traffic control devices he/she installs are operational, functional and effective 24 hours a day, 7 days a week, including holidays.

Article 701.04 "General" shall be modified by adding the following sections:

(g) **Public Safety and Convenience:**

The Contractor shall provide a telephone number for a responsible individual who can be contacted 24 hours a day, 7 days a week, to receive notification of any deficiencies in traffic control and protection. The Contractor shall dispatch men, materials, and equipment to correct any such deficiencies. The Contractor shall respond to any call from LCDOT concerning any request for improving or correcting traffic control devices and begin making the requested repairs within two (2) hours from

the time of notification.

Personal vehicles shall not park within the right-of-way except in specific areas designated by the Engineer. All roads shall remain open to traffic. The Contractor may close one lane on two lane roads, because of construction, between the hours of 9:00 AM and 3:00 PM only. The Contractor shall maintain one-way traffic during these restricted hours with the use of signs and flagmen as shown on the Traffic Control Standards. Two lanes of traffic will be maintained between the hours of 3:00 PM and 9:00 AM and when no construction activities are being carried out. The restricted lane closure time provision may be waived at the Resident Engineer's discretion. The Contractor shall maintain at least one lane in each direction on roads with four or more lanes. The Contractor shall also maintain entrances and side roads along the proposed improvement. Interference with traffic movements and inconvenience to owners of abutting property and the public shall be kept to a minimum. Any delays or inconveniences incurred by the Contractor while complying with these requirements shall be considered incidental to the contract, and no additional compensation will be allowed.

On two lane roads, the Contractor will plan his/her work so that there will be no open holes in the pavement and so that all barricades will be removed from the pavement during non-work hours.

On highways with four or more lanes, the Contractor will plan his/her work so that there shall be no open holes in the pavement being used by the traveling public. Lane closures, if allowed, will be in accordance with the applicable standards, staging details shown in the plans and any other applicable contract documents.

The Contractor shall remove all equipment from the shoulders and medians after work hours.

The Contractor shall not institute any road closures or restrictions except those covered by the plans and specifications of this contract without written approval from the Engineer.

(h) Traffic Control Deficiency Charge:

The primary concern of LCDOT is to maintain a safe travel way for the public and a safe environment for the worker in the construction zone. The Contractor is expected to comply with the "Standard Specifications", contract plans, these special provisions, and directions from the Engineer concerning traffic control and protection. The Contractor shall provide a

telephone number for a responsible individual who can be contacted 24 hours a day, 7 days a week, to receive notification of any deficiencies in the traffic control and protection.

When the Engineer is notified or determines a traffic control deficiency exist, the Engineer will notify and direct the Contractor to correct the deficiency within a specified time. The specified time, which begins upon notification to the Contractor, will be ½ (one half) hour to 8 (eight) hours based upon the urgency of the situation and the nature of the deficiency. The Engineer will be the sole judge. The deficiency may be any lack of repair, maintenance of, or non-compliance with the traffic control plan.

If the Contractor fails to correct the deficiency within the specified time, a traffic control deficiency shall be imposed for each calendar day or fraction thereof the deficiency exists. The calendar day(s) will begin with the notification and end with the Engineer's acceptance of the correction. The traffic control deficiency charge shall be for the full amount per day for each day the deficiency existed. The daily monetary deduction per deficiency shall be either \$1,000.00 or 0.05 of one percent of the awarded contract value, whichever is greater.

In addition, if the Contractor fails to respond, the Engineer may correct the deficiency and the cost thereof shall be deducted from the cost of the contract. The charge shall be separate and in addition to the traffic control deficiency deduction.

The Contractor shall not be relieved of any contractual responsibilities by LCDOT's action.

- (i) In addition to the requirements for flaggers listed in Article 701.04 (c), all personnel under the direct supervision of the Contractor including Sub-Contractors working outside of a vehicle (car or truck) within 25 feet of pavement open to traffic shall wear a fluorescent orange, fluorescent yellow/green or a combination of fluorescent orange and fluorescent yellow/green vest meeting the requirements of the American National Standards Institute ANSI/ISEA 107-1999 for Conspicuity Class 2 garments. Other types of garments may be substituted for the vest as long as the garments have manufacturer's tags identifying them as meeting the ANSI Class 2 requirement.

Article 701.04(c) "Flaggers", paragraph (1) "General" revise the first sentence to read:

"The flagger shall be stationed to the satisfaction of the Engineer and shall be equipped with a fluorescent orange, fluorescent yellow/green or a combination of fluorescent orange and fluorescent yellow/green vest meeting the requirements of the American National Standards Institute specification ANSI/ISEA 107-1999 for Conspicuity Class 2 garments and approved flagger traffic control signs conforming to Standard 702001 and Article 702.05(e). The flagger shall wear the above-mentioned vest in addition to any other type of garments labeled as meeting the ANSI Class 2 requirement."

Article 701.04(c) "Flaggers", paragraph (6) "Night Time Flagging" shall be revised to read:

The flagger station shall be lit by additional overhead lighting other than streetlights. The flagger shall be equipped with a fluorescent orange, fluorescent yellow/green or a combination of a fluorescent orange and fluorescent yellow/green vest meeting the requirements of the American National Standards Institute specification 107-1999 for Conspicuity Class 2 garments.

Article 701.05 "Specific Procedures", section (c) "Surface Course and Pavement" paragraph (1) will be replaced by the following:

- (1) Prime Coat. "Fresh Oil" signs (W21-1) shall be used when the prime coat is applied to pavement that is open to traffic. The signs are to remain in place until tracking of the prime ceases. These signs shall be erected a minimum of 500 feet (150 m) preceding the start of the prime and on all side roads within the posted area. The signs on the side roads shall be posted a minimum of 200 feet (60 m) from the mainline pavement. These signs are excluded from the time requirements of Article 701.04 (h) "Deficiency Charge" (above). Non-compliance with the provisions of this section, by the Contractor, shall result in an immediate traffic control deficiency charge. All signs shall have an amber flashing light attached.

Article 701.05 "Specific Procedures", section (c) "Surface Course and Pavement" paragraph (2) will be replaced by the following:

- (2) Cold Milling. "Rough Grooved Surface" signs (W8-I107) shall be used when the road has been cold milled and is open to traffic. The signs shall remain in place until the milled surface condition no longer exists. These signs shall be erected a minimum of 500 feet (150 m) preceding the start

of the milled pavement and on all side roads within the posted area. The signs on the side roads shall be posted a minimum of 200 feet (60 m) from the mainline pavement. All signs shall have an amber flashing light attached.

Article 701.05 "Specific Procedures", section (c) "Surface Course and Pavement" shall be modified by adding the following paragraph:

- (7) Area Reflective Crack Control Treatment Fabric. "Slippery When Wet" signs (W8-5) shall be used when crack control fabric is applied to pavement that is open to traffic. These signs shall remain in place until the binder course is laid. The signs shall be erected a minimum of 500 feet (150 m) preceding the start of the crack control treatment and on all side roads within the posted area. The signs on the side roads shall be posted a minimum of 200 feet (60 m) from the mainline pavement. These signs are excluded from the time requirements of Article 701.04 (h) "Deficiency Charge" (above). Non-compliance with the provisions of this section, by the Contractor, shall result in an immediate traffic control deficiency charge. All signs shall have an amber flashing light attached.

Article 701.06 "Highway Standards Application", section (b) "Standard 701316 and 701321" paragraph (2) g., shall be replaced with the following:

- g. Microwave Vehicle Sensors. Microwave Vehicle Sensors shall be installed as directed by the Engineer. The installation of the microwave vehicle sensors shall meet the applicable requirements of Sections 849 and 850 of the "Standard Specifications". LCDOT shall approve the proposed microwave vehicle sensor before the Contractor may furnish or install it. The Contractor shall install, wire and adjust the alignment of the sensor in accordance to the manufacturer's recommendations and requirements. The Engineer shall approve the installation.

The microwave vehicle sensor shall meet the following requirements:

- Detection Range: Adjustable to 60 feet (18 m)
- Detection Angle: Adjustable, horizontal and vertical
- Detection Pattern: 16 degree beam width minimum. [at 50 feet (15 m) the pattern shall be approximately 15.5 feet (4.7 m) wide]
- Mounting: Heavy-duty bracket, predrilled and slotted for pole mounting

Article 701.06 "Highway Standards Application", section (g) "Standard 701521 and 701416" The second sentence in the third paragraph shall be revised to read:

When Standard 701416 is specified, vertical panels may be attached to the concrete barriers where available space prohibits the use of Type II barricades.

Article 701.06 "Highway Standards Application", section (k) "Urban Traffic Control, Standards 701501, 701606, 701601, 701701, 701801" paragraph (1) General", shall be modified by adding the following paragraphs:

Whenever a lane is closed to traffic using Standard 701601, 701606, or 701701, the pavement width transition sign (W4-2R or W4-2L) shall be used in lieu of the "Workers" sign (W21-1 or W21-1a)

Whenever any vehicle, equipment, workers or their activities infringe on the shoulder or within 15 feet (4.5 m) of the traveled way, and the traveled way remains unobstructed, then the applicable Traffic Control Standard shall be 701006, 701011, 701101, or 701701. The "Shoulder Work Ahead" sign (W21-5(0)-48) shall be used in lieu of the "Workers" sign (W21-1 or W-21-1a).

All diamond shaped warning signs shall have a minimum dimension of 48 inches x 48 inches (1.2 m x 1.2 m). The Engineer may approve diamond shape warning signs measuring 36 inches x 36 inches (900 mm x 900 mm) when the posted speed limit is 30 M.P.H. or less.

Article 701.06 "Highway Standards Application" shall be modified by adding the following section:

- (l) Standard 701331. When Standard 701331 is specified on two-lane, two-way roadways, the "DETOUR AHEAD" sign shall be replaced with a "LANE SHIFT AHEAD" sign.

Article 701.07 "Method of Measurement" shall be replaced completely with the following:

701.07 Method of Measurement.

These items of work will be measured on a lump sum basis for furnishing installing, maintaining, replacing, relocating and removing the traffic control devices required in the plans and these special provisions.

Article 701.08 "Basis of Payment" shall be replaced completely with the following:

701.08 Basis of Payment

This work will be paid for at the contract unit price per lump sum for TRAFFIC CONTROL AND PROTECTION. The payment will be in full for all labor, materials, transportation, and incidentals necessary to furnish, install, maintain, replace, relocate and remove all traffic control devices indicated in the plans and specifications, except for the following items, which will be paid for separately.

- (1) Temporary Bridge Traffic Signals
- (2) Temporary Concrete Barrier

The salvage value of the materials removed shall be reflected in the bid price for this item.

Any delays or inconveniences incurred by the Contractor while complying with these requirements shall be considered incidental to TRAFFIC CONTROL AND PROTECTION, and no additional compensation will be allowed.

Any traffic control devices required by the Engineer to implement the Traffic Control Plan as shown in the plans and specifications of the contract shall be considered incidental to the pay item TRAFFIC CONTROL AND PROTECTION.

If the Engineer requires additional work involving a substantial change of location and/or work which differs in design and/or work requiring a change in the type of construction, as stated in Article 104.02(d) of the "Standard Specifications" the standards and/or the designs, other than those required in the plans, will be made available to the Contractor at least one week in advance of the change in traffic control. Payment for any additional traffic control required for the reasons listed above will be in accordance with Article 109.04 of the "Standard Specifications".

Revisions in the phasing of construction or maintenance operations, requested by the Contractor, may require traffic control to be installed in accordance with standards and/or designs other than those included in the plans. The Contractor shall submit revisions or modifications to the traffic control plan shown in the contract to the Engineer for approval. No additional payment will be made for a Contractor requested modification.

In the event the sum total of all work items for which traffic control and protection is required is increased or decreased by more than ten percent

(10%), the contract bid price for TRAFFIC CONTROL AND PROTECTION will be adjusted as follows:

Adjusted contract price = $0.25P + 0.75P [1 \pm (X - 0.1)]$
Where "P" is the contract price for TRAFFIC CONTROL AND PROTECTION

Difference between original and final sum total

value of all work items for which traffic control and protection is required.
Where "X" = $\frac{\text{value of all work items for which traffic control and protection is required.}}{\text{Original sum total value of all work for which traffic control and protection is required.}}$

The value of the work items used in calculating the increase and decrease will include only items that have been added to or deducted from the contract under Article 104.02 of the "Standard Specifications" and only items that require the use of TRAFFIC CONTROL AND PROTECTION. In the event LCDOT cancels or alters any portion of the contract that results in the elimination or incompleteness of any portion of the work, payment for partially completed work will be made in accordance with Article 104.02 of the "Standard Specifications".

Article 702.01 "Description" shall be modified by adding the following paragraphs:

"All devices and combination of devices shall meet the requirements of the National Cooperative Highway Research Program (NCHRP) Report 350 for their respective categories. The categories are as follows:

Category 1 include small, lightweight, channelizing and delineation devices that have been in common use for many years and are known to be crashworthy by crash testing of similar devices or years of demonstrable safe performance. These include cones, tubular markers, flexible delineators, and plastic drums with no attachments. Category 1 devices shall be crash tested and accepted or may be self certified by the manufacturer.

Category 2 includes devices that are not expected to produce significant vehicular velocity change but may otherwise be hazardous. These include drums and vertical panels with lights, barricades and portable sign supports. Category 2 devices shall be crash tested and accepted for Test Level 3.

Category 3 includes devices that are expected to cause significant

velocity changes or other potentially harmful reactions to impacting vehicles. These include crash cushions, truck mounted attenuators and other devices not meeting the definitions of Category 1 or 2. Category 3 devices shall be crash tested and accepted for Test Level 3.

Category 4 includes portable or trailer-mounted devices such as arrow boards, changeable message signs, temporary traffic signals, and area lighting supports. Currently, there is no implementation date set this category and it is exempt from NCHRP 350 compliance requirement.

The Contractor shall provide a manufacturer's self-certification letter for each Category 1 device and a FHWA acceptance letter for each Category 2 and Category 3 device used on the contract. The letters shall state the device meets NCHRP 350 requirements for its respective category and test level, and shall include a detail drawing of the device.

Article 702.02 "Materials" shall be modified by adding the following paragraph:

The Contractor shall use traffic control devices, which are "crash worthy" in accordance with Manual of Uniform Traffic Control Devices and these special provisions. The Contractor shall provide proof of "crash worthiness" by submitting to the Engineer the appropriate "Letter of Certification" sent to the manufacturer of the device by the Federal Highway Administration. These "Letters of Certification shall be given to the Engineer at the preconstruction conference.

Article 702.03 "Channeling Devices" section (b) "Barricades", the first paragraph shall be replaced with the following paragraphs:

- (b) Barricades. Type II nonmetallic barricades shall be used at all locations that call for Type I, or Type II barricades. The reflective area of the top rail shall be at least 288 square inches.

Any drop off greater than 3 inches (75 mm), but less than 6 inches (150 mm), located within 8 feet (2.5 m) of the pavement edge shall be protected by Type II barricades equipped with mono-directional steady burn lights. The barricades shall be placed at a spacing of 100 feet (30 m) center to center. For any drop off within 8 feet (2.5 m) of the pavement edge that exceeds 6 inches (150mm), the Type II barricades equipped with mono-directional steady burn lights shall be placed at a spacing of 50 feet (15 m) center to center. Barricades that must be placed in excavated areas shall have leg extensions installed so that the top of the barricade is in compliance with the height requirements of Standard 702001.

All Type II barricades shall be equipped with a steady burn light when used during hours of darkness unless otherwise stated herein.

Extended Leg Type II Barricades. Extended leg type II barricades shall be required for any drop off within 8 feet (2.5 m) of the pavement edge that exceeds 6 inches (150 mm) in depth. Extended Leg Type II barricades shall be in compliance with the height requirements of Standard 702001. Type II extended leg barricades may be of an "A" frame type with either wood or plastic panels and metal or non-metallic legs and have no rigid stay bracing. The method of weighting the Extended Leg Type II barricades shall be in accordance with the manufacturer's guidelines and approved by the Engineer. Extended Leg Type II barricades shall be equipped with mono-directional steady burn lights and shall be placed at a spacing of 50 feet (15 m) center to center

Check barricades shall be placed in work areas perpendicular to traffic every 1,000 feet (300 m), at one per lane and one per shoulder, to prevent motorists from using work areas as a traveled way. Two additional check barricades shall be placed in advance of each patch excavation or any other hazard in the work area. The first will be placed at the edge of the open traffic lane and the second centered on the closed lane. Check barricades shall be Type II and equipped with a flashing amber light.

All Type II Barricades shall be made of plastic, fiberglass or other non-metallic materials. The top panels will be 12 inches x 24 inches (300mm x 600 mm) and the bottom panels will be 8 inches x 24 inches (200 mm x 600 mm). The orange and white reflective sheeting will be Type A, meeting the initial minimum coefficient of reflection in Article 1084.02 of the "Standard Specifications". All other requirements for Type II barricades will be met.

Direction Indicator Barricades shall be used exclusively in lane closure and lane shift tapers. They shall be used only when traffic is being merged with an adjacent through lane or flush median, shifted onto a median crossover or being diverted onto a construction run-around. The barricades shall be placed in series in a taper with the arrow panel directing traffic in the direction of the merge, crossover or run-around. The direction indicator barricades shall meet the requirements for Type II barricades as stated in this special provision. The top panel, which faces traffic, shall be 12 inches x 24 inches (300 mm x 600 mm) with fluorescent orange sheeting meeting the requirements of Article 1084.02(b) of the "Standard Specifications". The top panel indicator arrow shall be 21 inches (530 mm) long with a 9½-inch (240 mm) wide arrow barb and a 3½-inch (90 mm) wide arrow shaft. The top panel, facing away from traffic shall have a 12-inch x 24-inch (300 mm x 600 mm) orange and white

diagonal panel. The bottom panels shall be 8 inches x 24 inches (200 mm x 600 mm) with orange and white diagonal sheeting, as shown in LCDOT's Special Detail LC7006. All sheeting shall meet the initial coefficient of retroreflection in Article 1084.02(a) of the "Standard Specifications", for Type A sheeting.

Article 702.03 "Channeling Devices, section (b) "Barricades" shall be modified by deleting the third, fourth, and fifth paragraphs.

Article 702.03 "Channeling Devices", section (c) "Vertical Panels" shall be modified by deleting third sentence of the first paragraph:

Article 702.03 "Channeling Devices", section (e) shall be replaced with the following:

(e) Drums. Type II barricades shall be used in lieu of drums.

Article 702.03 "Channeling Devices" shall be modified by adding the following section,

(g) Vertical barricades shall meet the requirements of Standard 702001-04. All vertical barricades shall be equipped with a steady burn light when used during the hours of darkness unless otherwise stated herein or in the plans. Non-metallic frame supported vertical barricades may be used in lieu of Type II non-metallic barricades in areas which preclude the use of the Type II barricade.

Article 702.05 "Signs", section (a) shall be modified by deleting paragraph (4).

Article 702.05 "Signs", section (a) shall be modified by revising paragraph (6) to read as follows:

"When the work operations exceed four days, all signs shall be post mounted unless the signs are located on the pavement, paved median, other impervious surface, or define a moving or intermittent operation. When approved by the Engineer, a temporary sign stand may be used to support a sign at 5 feet minimum height where posts are impractical. Longitudinal dimensions shown on the plans for the placement of signs may be increased up to 100 feet to avoid obstacles, hazards or to improve sight distance, when approved by the Engineer. "Road Work Ahead" signs shall also be required on all side streets within the limits of the mainline "road Work Ahead" signs."

Article 702.05 "Signs", section (a) shall be modified by adding the following paragraphs:

Construction signs referring to daytime lane closures during working hours shall be removed, covered, or turned away from the view of motorists during non-working hours. Upon request, prior to the beginning of construction operations the Contractor will be provided a sign log of all existing signs within the limits of the construction zone. The Contractor is responsible for verifying the accuracy of the sign log. The Contractor shall maintain all existing traffic signs throughout the duration of the project.

All provisions of Article 107.25 of the "Standard Specifications" shall apply except the third paragraph shall be revised to read:

The Contractor shall maintain, furnish and replace at his own expense, any traffic sign or post which has been damaged or lost by the Contractor or a third party. The Contractor will not be held liable for third party damage to large freeway guide signs.

Article 702.05 "Signs" section (c) shall be modified by deleting section (c).

Article 702.05 "Signs", section (d) "Work Zone Speed Limit Signing", shall be revised to read:

"(d) Work Zone Speed Limit Signs. The Lake County Division of Transportation's Traffic Engineering Department will specify whether a project meets the criteria for a Work Zone Speed Limit. When specified, the work zone speed limit signing shall be installed by county forces only.

All permanent "SPEED LIMIT" signs located within the work zone shall be removed or covered. If the speed limit sign is to be covered, it shall be done in a manner that no part of the legend shall be visible in any lighting condition. This work shall be completed by county forces only.

Article 702.05 "Signs" shall be modified by adding the following section (f),

(f) Portable Changeable Message Signs. This work shall consist of furnishing, placing and maintaining changeable message sign(s) at location(s) shown on the plans, standards or as directed by the engineer.

The sign(s) shall be trailer mounted. The message panel shall be at least 7 feet (2.1 m) above the pavement, present a level appearance, and be capable of displaying up to eight characters in each of three lines at a time. Character height shall be 18 inches (450 mm).

The message panel shall be of either a bulb matrix or disc matrix design controlled by an onboard computer capable of storing a minimum of 99

programmed messages for instant recall. The computer shall be capable of being programmed to accept messages created by an operator via an alpha-numeric keyboard and able to flash any six messages in sequence. The message panel shall also be capable of being controlled by a computer from a remote location via a cellular linkage. The Contractor shall supply the modem, cellular telephone, and the necessary software to run the sign from a remote computer at a location designated by the Engineer. The Contractor shall promptly program and /or reprogram the computer to provide the messages as directed by the Engineer.

The message panel shall be visible from 1,320 feet (400 m) under both day and night conditions. The letters shall be legible from 750 feet (250 m).

The sign shall include automatic dimming for nighttime operation and a power supply capable of providing 24 hours of uninterrupted service.

The Contractor shall provide all preventive maintenance efforts s(he) deems necessary to achieve uninterrupted service. If service is interrupted for any cause and not restored within the time allotted by Article 701.04 (h) of this special provision, a traffic control deficiency penalty can be imposed and the Engineer will cause such work to be performed as may be necessary to provide this service. The cost of such work shall be borne by the Contractor or deducted from current or future compensation due to the Contractor.

When the sign(s) are displaying messages, they shall be considered a traffic control device. At all times when no message is displayed, they shall be considered equipment.

Basis of Payment. When portable message signs are shown on the Standard, this work shall be considered as included in the lump sum payment for Traffic Control and Protection. For all other portable changeable message signs, this work will be paid for at the contract unit price per calendar month for each sign as CHANGEABLE MESSAGE SIGN, as stated in Article 701.08 of this special provision.

Article 702. 05 "Signs" shall be modified by adding the following section (g),

(g) Temporary Construction Information Signs. When indicated in the traffic control plan or as directed by the Engineer the Contractor shall furnish, install, maintain, relocate, and remove for various stages of construction Temporary Construction Information Signs. These signs shall include all Temporary Construction Information Signs needed by the road

users to proceed safely through the work zone.

The following signs are considered Temporary Construction Information Signs:

Entrance	White Legend on Green Background
Warning-New Lanes Open	Black Legend on Orange Background

The signs shall be installed in accordance with the traffic control plan and as directed by the Engineer.

Article 704 "Temporary Concrete Barrier" shall be modified by adding the following:

Monodirectional, Prismatic Barrier Reflectors as described in Article 782 of the Standard Specifications and the special provisions shall be installed one per barrier unit or one per terminal section.

Article 782 "Prismatic Reflectors" shall be modified by adding the following,

The Prismatic Reflector shall be centered 9 ½ inches (240 mm) below the top of the temporary concrete barrier on the side of the barrier, which faces traffic, one per temporary concrete barrier section or temporary concrete barrier terminal section. The Prismatic Reflector shall be reflective in the direction of approaching traffic only and shall match the color of the centerline or edge line, either amber or crystal, where the temporary concrete barrier is placed.

Basis of Payment. The cost of the Monodirectional, Prismatic Barrier Reflector shall be considered incidental to the contract unit price per foot (meter) for Temporary Concrete Barrier or the contract unit price each for Temporary Concrete Barrier Terminal Section.

TEMPORARY BRIDGE TRAFFIC SIGNALS

This item shall consist of furnishing, installing, maintaining and removing a temporary bridge traffic signal installation at a location as shown on the plans and/or as described herein. The Contractor shall supply a power source for the operation of the system. This work shall be considered incidental to the contract.

The installation of a temporary bridge traffic signal installation for bridge repairs shall meet the requirements of Section 701, Section 849 and 850 of the Standard Specifications for Road and Bridge Construction and the Standard Drawings 701316 or 701321 except as follows:

Equipment. The Contractor shall provide the following:

1. All control equipment for the temporary bridge traffic signal shall be furnished by the Contractor unless otherwise stated in the plans. On projects with multiple temporary signal installations, all controllers shall be the same manufacturer brand and model number with current software installed.
2. Only controllers compatible with "Zone Monitor IV or Aries" software, currently in use by the Lake County Division of Transportation will be approved for use at temporary bridge signal locations. All controllers used for temporary bridge traffic signals shall be fully actuated NEMA microprocessor based with RS232 data entry ports compatible with existing monitoring software, installed in NEMA TS-1 or TS-2 cabinets with 8 phase back panels, capable of supplying 255 seconds of cycle length and individual phase length settings up to 99 seconds. The temporary bridge signal controller shall be capable of providing an adjustable all red clearance setting of up to 30 seconds in length. All controllers used for temporary bridge traffic signals shall meet or exceed the requirements of Section 863 of the Standard Specifications with regards to internal time base coordination and pre-emption.
3. An internal digital time base coordinating unit shall be supplied with each temporary traffic signal. Compatible Time Base Coordinating Units shall be supplied upon request to match adjacent systems or on projects containing multiple signal installations. The Controller settings shall be set in the field as directed by the Engineer.
4. All entrances and streets located within the stop bars of the closure shall be signalized. A minimum of two far side signal heads will be required for each approach located within a 20 degree angle of the drivers tangent view.
5. All vehicular approaches to the closure shall be actuated unless otherwise noted in the plans. If detection other than microwave vehicle sensors are used, approval by the County Traffic Engineer will be necessary.
6. Microwave Vehicle Sensor shall be installed as directed by the Engineer. The installation of the microwave vehicle sensor shall meet the applicable requirements of Sections 849 and 850 of the Standard Specifications. The microwave vehicle sensor shall be approved by LCDOT before furnishing and installing. The Contractor shall install, wire, and adjust the alignment of the sensor in accordance to the manufacturer's recommendations and requirements. The installation shall be approved by the Engineer.

The microwave vehicle sensor shall meet the following requirements:

- Provides directional flow detection
- Provides presence detection
- Detection Range – Adjustable to 18 m (60 feet)

- Detection Angle – Adjustable, horizontal and vertical
 - Detection Pattern – 16° beam with minimum. [at 15 m (50 feet) the pattern shall be approximately 4.7 m (15.5 feet) wide]
 - Mounting – Heavy duty bracket, predrilled and slotted for pole mounting.
7. Each side street (or driveway) located within the limits of the closure as well as main line approach to the closure shall be provided with its own separate signal phase. The phasing for the traffic signal controller shall be provided in these plans or may be obtained from the County Traffic Engineer.
 8. All traffic signal sections shall be of the 30 mm (12 inch) type. The temporary traffic signal heads shall be placed as indicated in the Standard or as directed by the Engineer. The Contractor shall furnish enough cable slack to relocate heads to any position on the span wire or at locations illustrated on the plans for construction staging. The temporary traffic signal shall remain in operation during all signal head relocations. Each temporary traffic signal head shall have its own cable from the controller cabinet to the signal head. Each of the cables may contain a maximum of two cable splices. These splices must be either a Type II or Type III splice per Section 824 of the Standard Specifications for Road and Bridge Construction Items.
 9. The costs for relocation of any temporary signal equipment, mounting hardware, poles, microwave sensors, loops or service due to construction operations shall be considered incidental to the bid price for temporary traffic signal installation.
 10. All labor and material required to comply with these requirements shall be considered incidental to the bid price of temporary traffic signal installation.

Maintenance Procedures. The Contractor shall perform the following maintenance procedures for each temporary installation designated to remain in operation during construction. The Contractor shall:

1. Patrol and inspect each installation every two (2) weeks for proper alignment of signal heads, lamp failures, and general operation of the traffic signals.
2. Check all controllers every four (4) weeks, which will include visually inspecting all timing intervals, relays, detectors, and pre-emption equipment to insure that they are functioning properly.
3. Provide immediate corrective action to replace burned out lamps or damaged sockets. When lamps are replaced, the reflector and lens shall be cleaned. All replacement lamps shall meet the approval of the Engineer. The Contractor shall repair or replace all defective equipment from any cause whatever.

4. Maintain in stock at all times a sufficient amount of materials and equipment to provide effective temporary and permanent repairs.
5. Provide immediate corrective action when any part or parts of the system fail to function properly. Two signal heads facing each approach shall be considered the minimum acceptable signal operation pending permanent repairs. When repairs at a signalized bridge location require the controller to be disconnected, the Contractor is required to place flaggers as needed at each approach as a temporary means of regulating traffic.
6. Replace defective or damaged equipment. If the proper sequence with full detection cannot be obtained immediately, a controller which will provide the proper sequence and full detection shall be installed within twelve (12) hours after the removal of the original controller.
7. Provide the Engineer with the names, addresses, and telephone numbers of two (2) persons qualified and assigned to the maintenance of the traffic signal installation. These people must be made available 24 hours per day, each and every day of the year for emergency calls by the Engineer.
8. Respond to all emergency calls from the County Division of Transportation or Municipality within one hour after notification and provide immediate corrective action. When equipment has been damaged or becomes faulty beyond repair, the Contractor shall replace it with new and identical equipment. The cost of furnishing and installing the replaced equipment shall be borne by the Contractor at no additional charge to the County. The Contractor may institute action to recover damages from a responsible third party. If at any time the Contractor fails to perform all work as specified herein to keep the temporary traffic signal installation in proper operating condition or if the Engineer cannot contact the Contractor's designated personnel, the Engineer shall have the County's Electrical Maintenance Contractor perform the work required. The County's Electrical Maintenance Contractor shall bill the Contractor for the total cost of the work. The Contractor shall pay this bill within thirty (30) days of the date of receipt of the invoice or the cost of such work will be deducted from the amount due the Contractor.

Basis of Payment. This work will be paid for at the contract unit price each for TEMPORARY BRIDGE TRAFFIC SIGNALS, which price shall be payment in full for all materials, equipment, and labor necessary to install, operate, maintain and remove the temporary traffic signal installation. Sixty percent of the bid price will be paid following approval of each installation. The remaining 40 percent will be paid following removal of each installation.

GUARDRAIL REFLECTORS

The contractor shall furnish and install guard rail reflectors spaced 25 feet on center or as directed by the Engineer. The reflectors shall be "# 567 GUARD RAIL DELINEATOR" as manufactured by AKT Corporation, Wauwatosa, Wisconsin, or approved equal. The bracket shall have a minimum thickness of 12 gauge and shall have **both sides** faced with white, high intensity reflective sheeting. This item will be paid for at the contract unit price each for GUARDRAIL REFLECTORS furnished and installed as specified herein.

ENGINEER'S FIELD OFFICE, TYPE A (MODIFIED)

This item shall be in accordance with Article 670.02 of the "Standard Specifications" and the following modifications and additions. Adequate all-weather parking spaces shall be provided to accommodate a minimum of 8 Vehicles. Electronic security system will not be required. The following shall be furnished and meet the approval of the Engineer.

- (a) 3 desks with minimum working surface 42" x 30" (1060 x 760 mm) each, and 3 non-folding chairs with upholstered seat and back.
- (b) 1 four-post drafting table with minimum top size of 37 1/2" x 48" (950 x 1220 mm) The top shall be basswood or equivalent and capable of being tilted through an angle of 50 degrees. An adjustable height drafting stool with upholstered seat and back shall also be provided.
- (c) 1 free standing legal size file cabinet with lock, and 4 drawers with Underwriters' Laboratories insulated file device, with a 350 degree one hour rating.
- (d) 4 folding chairs.
- (e) 1 equipment cabinet with lock of minimum inside dimension of 44" high x 24" wide x 30" deep (1120 x 600 x 760 mm). The walls shall be of steel with a 3/32" (2.4 mm) minimum thickness with concealed hinges and enclosed lock constructed in such a manner as to prevent entry by force. The cabinet assembly shall be permanently attached to the structural element of the field office in a manner to prevent theft of the entire cabinet.
- (f) 1 electric water cooler dispenser with hot/cold and refrigerator
- (g) 1 electric desk type tape-printing calculator.
- (h) 1 telephone with touch tone; telephone answering machine for exclusive use by the Engineer with time and date feature; and caller ID service and hardware.

Two additional separate telephone lines, without telephones, shall be provided for the exclusive use of the Engineer.

- (l) 1 pencil sharpener
- (j) 1 copy machine capable of reproducing by dry process, prints up to legal size (8 1/2" x 14") (216 x 356 mm) from non-transparent master sheets as black or blue lines on white paper, including maintenance reproduction paper, activating agent and power source.
- (k) One fax machine with paper.

Penalty – Failure by the Contractor to meet the specified occupancy date for any field office or field laboratory shall be grounds for assessment of a penalty of \$100 per day for each calendar day thereafter that such facility remains incomplete in any respect. Failure by the Contractor to equip, heat, cool, power, supply or clean the field office shall be grounds for assessment of a penalty of \$100 per day for each calendar day that the field office remains incomplete after receipt of written notification from the Engineer. Such penalty shall be deducted from monies due or to become due the Contractor under the Contract.

This item will be paid for at the contract unit price per calendar month for ENGINEER'S FIELD OFFICE, TYPE A (MODIFIED).

MAINTENANCE OF TEMPORARY EROSION CONTROL SYSTEMS

The temporary erosion control systems installed by the Contractor shall be properly maintained as directed by the Engineer to control siltation at all times during the life of the contract. MAINTENANCE OF TEMPORARY EROSION CONTROL SYSTEMS includes repair of the various systems, removal of entrapped sediment and cleaning of any silt filter fabric. The sediment shall be removed as directed by the Engineer during the contract period and disposed of according to Article 202.03.

Accumulated silt in sediment basins shall be removed at any time the basin becomes 75% filled. Any additional materials and work required by the Engineer will be measured and paid for as specified. Work performed under this item is to be submitted by the Contractor to the resident Engineer on a force account basis in accordance with 109.04 (b) of the "Standard Specifications". The Resident Engineer may use any, all or none of this item. When a temporary erosion control system is in need of maintenance, the Engineer will give the Contractor written notice. If the Contractor fails to maintain the temporary erosion control systems, as directed by the written notice of the Engineer, the Engineer may, at the expiration of a period of 48 hours, proceed to maintain the systems as deemed necessary. The cost of the maintenance will be

deducted from any compensation due, or which may become due the Contractor under this contract.

The price for this item is established by LCDOT, based on the Engineer's Estimate and the following formula.

Contract Pay Item	Per Cent of Bid Item
Temporary Ditch Checks (Special)	20%
Perimeter Erosion Barrier	100%
Inlet Protection (Special)	60%
Seeding, Sodding or Sodding (complete) *	20%

* if more than one of these items is included in the pay items then the sum is used.

MAINTENANCE OF TEMPORARY EROSION CONTROL SYSTEMS will be paid for on a force account basis per article 109.04.

AGGREGATE FOR TEMPORARY ACCESS

The Contractor shall maintain ingress and egress to all abutting properties during construction operations. Temporary driveways and temporary roads shall be constructed of aggregate to the dimensions determined by the Engineer.

This work shall be done in accordance with Article 301.04 and Article 1004.04 of the "Standard Specifications" with the exception that the materials shall be limited to crushed gravel, crushed stone or crushed concrete. The plasticity index requirements and the requirements for adding water at the central mixing plant will be waived.

After the temporary driveways and temporary roads have served their purpose, the suitable aggregate shall be removed, and, at the direction and approval of the Engineer, utilized for other purposes, such as embankment construction or other driveway aprons.

This work will be paid for at the contract unit price per ton for AGGREGATE FOR TEMPORARY ACCESS, which price shall be payment in full for furnishing, transporting, placing, maintaining and removing, reusing or disposing of the aggregate, as herein specified and as directed by the Engineer.

Payment for aggregate will be determined by weight tickets and will be paid for its initial use only regardless of the number of times the aggregate is moved.

CONSTRUCTION LAYOUT

The Contractor shall be required to furnish and place construction layout stakes for this project. The County will provide adequate reference points to the centerline of survey and bench marks as shown in the plans and listed herein. Any additional points set by the Division of Transportation will be identified in the field to the Contractor and all field notes will be kept in the office of the Resident Engineer.

The Contractor shall provide field forces, equipment, and material to set all additional stakes for this project, which are needed to establish offset stakes, reference points, and any other horizontal or vertical controls, including supplementary bench marks, necessary to secure a correct layout of the work. Stakes for line and grade of pavement and/or curb shall be set at sufficient station intervals (not to exceed 50 ft.) to assure substantial conformance to plan line and grade. The Contractor will not be required to set additional stakes to locate a utility line which is not included as a pay item in the contract or to determine property lines between private properties.

The Contractor shall be responsible for having the finished work conform to the lines, grades, elevations, and dimensions called for in the plans. Any inspection or checking of the Contractor's layout by the Division of Transportation Engineer and the acceptance of all or any part of it shall not relieve the Contractor of his/her responsibility to secure the proper dimensions, grades, and elevations of the several parts of the work. The Contractor shall exercise care in the preservation of stakes and bench marks and shall have them reset at his/her expense when any are damaged, lost, displaced, or removed or otherwise obliterated.

Responsibility of the County.

- (a) The Division of Transportation will locate and reference the centerline of all roads and streets except interchange ramps. The centerline of private entrances and short street intersection returns may not be located or referenced by the Division of Transportation.

Locating and referencing the centerline of survey will consist of establishing and referencing the control points of the centerline of surveys such as PC's, PT's and as many POT's as are necessary to provide a line of sight.

- (b) Bench marks will be established along the project outside of construction lines not exceeding 1000 ft intervals horizontally and 20 ft. vertically.
- (c) Stakes set for (a) and (b) above will be identified in the field to the Contractor.

- (d) The Division of Transportation will make random checks of the Contractor's staking to determine if the work is in conformance with the plans. Where the Contractor's work will tie into work that is being or will be done by others, checks will be made to determine if the work is in conformance with the proposed overall grade and horizontal alignment.
- (e) The Division of Transportation will set all stakes for utility adjustments and for* building fences along the right of way line by parties other than the Contractor.
- (f) The Division of Transportation will make all measurements and take all cross sections from which the various pay items will be measured.
- (g) Where the Contractor, in setting construction stakes, discovers discrepancies, the Division of Transportation will check to determine their nature and make whatever revisions are necessary in the plans, including the recross sectioning of the area involved. Any additional restaking required by the Engineer will be the responsibility of the Contractor. The additional restaking done by the Contractor will be paid for according to 109.04 of the Standard Specifications.
- (h) The Division of Transportation will accept responsibility for the accuracy of the initial control points as provided herein.
- (i) It is not the responsibility of the Division of Transportation, except as provided herein, to check the correctness of the Contractor's stakes; any errors apparent will be immediately called to the Contractor's attention and s(he) shall be required to make the necessary correction before the stakes are used for construction purposes.
- (j) Where the plan quantities for excavation are to be used as the final pay quantities, the Division of Transportation will make sufficient checks to determine if the work has been completed in conformance with the plan cross sections.

Responsibility of the Contractor.

- (a) The Contractor shall establish from the given survey points and bench marks all the control points necessary to construct the individual project elements. The Contractor shall provide the Engineer adequate control in close proximity to each individual element to allow adequate checking of construction operations. This includes, but is not limited to, line and grade stakes, line and grade nails in form work, and/or filed or etched marks in substantially completed construction work.

It is the Contractor's responsibility to tie in centerline control points in order to preserve them during construction operations.

It is the contractor's responsibility to set right-of-way stakes prior to the installation of Silt Filter Fence(s) or disturbance of any soil. These stakes shall be set at 25m (100 ft) station intervals and maintained throughout the project.

- (b) At the completion of the grading operations, the Contractor shall set stakes at 100ft. station intervals along each profile grade line. These stakes will be used for final cross sectioning by the Division of Transportation.
- (c) The Contractor shall locate the right of way points for the installation of right-of-way markers. The Contractor shall set all line stakes for the construction of fences by the Contractor.
- (d) All work shall be in accordance with normally accepted self-checking surveying practices. Field notes shall be kept in standard survey field notebooks and those books shall become the property of the Division of Transportation at the completion of the project. All notes shall be neat, orderly and in accepted form.
- (e) For highway structure staking, the Contractor shall use diligent care and appropriate accuracy. Points shall be positioned to allow reuse throughout the construction process. Prior to the beginning of construction activities, all structure centerlines and pier lines are to be established by the Contractor and checked by the Engineer. The Contractor shall provide a detailed structure layout drawing showing span dimensions, staking lines and offset distances.

Measurement and Payment. This item will be paid for at the contract lump sum price for CONSTRUCTION LAYOUT.

EMBANKMENT I

Description

This work shall be according to Section 205 of the Standard Specifications except for the following.

Material

All material shall be approved by the District Geotechnical Engineer. The proposed material must meet the following requirements.

- (a) The laboratory Standard Dry Density shall be a minimum of 1450 kg/cu m (90 lb/cu ft) when determined in accordance with AASHTO T 99.

- (b) The organic content shall be less than ten percent determined in accordance with AASHTO designation T 194 (Wet Combustion).
- (c) Soils which demonstrate the following properties should be restricted to the interior of the embankment and shall be covered on both the sides and top of the embankment by a minimum of 900 mm (3 ft) of soil not considered detrimental in terms of erosion potential or excess volume change.
 - 1) A grain size distribution with less than 35 percent passing the number 75 um (#200) sieve.
 - 2) A plasticity index (P1) of less than 11.
 - 3) A liquid limit (LL) in excess of 45.
- (d) Reclaimed asphalt shall not be used within the ground water table or as a fill if ground water is present.

CONSTRUCTION REQUIREMENTS

Samples

Embankment material shall be sampled, tested, and approved before use. The Contractor shall identify embankment sources, and provide equipment as the Engineer requires, for the collection of samples from those sources. Samples will be furnished to the Geotechnical Engineer a minimum of three weeks prior to use in order that laboratory tests for approval and compaction can be performed. Embankment material placement cannot begin until tests are completed and approval given.

Placing Material

In addition to Article 202.03, broken concrete, reclaimed asphalt with no expansive aggregate, or uncontaminated dirt and sand generated from construction or demolition activities shall be placed in 150 mm (6 in.) lifts and disked with the underlying lift until a uniform homogenous material is formed. This process also applies to the overlaying lifts. The disk must have a minimum of 600 mm (24 in.) diameter blade.

Compaction

Soils classification for moisture content control will be determined by the Soils Inspector using visual field examination techniques and the IDH Textural Classification Chart.

When tested for density in place, each lift shall have a maximum moisture content as follows.

- (a) A maximum of 110 percent of the optimum moisture for all forms of clay soils.
- (b) A maximum of 105 percent of the optimum moisture for all forms of clay loam soils.

ENERGY DISSIPATOR (SPECIAL)

General

All Energy Dissipator components shall be designed and manufactured by Energy Absorption Systems, Inc., of Chicago, Illinois, or an approved equal.

Description of System

- A. The system modules shall be available in 90, 180, 320, 640 and 960 kg [200, 400, 700, 1400, and 2100 lbs.] sizes.
- B. The 90, 180 and 320 kg [200, 400, and 700 lbs.] modules shall consist of three basic components:
 - 1. A model 640 [1400 lbs.] outer container molded in one piece with a minimum capacity of 0.4m³ (14 ft.³). The material shall be durable, weatherproof and shall be formulated to resist deterioration from ultraviolet rays. The standard color shall be yellow. This model must be of continuous molded construction and be nestable.
 - 2. Cone-shaped supporting inserts are used to support 90, 180 or 320 kg [200, 400 or 700 lbs.] sand masses. The height and diameter of the cones shall be such to ensure that the center of gravity of each module is at the proper elevation to control the attitude of standard passenger vehicles when filled to proper level. The cone inserts shall be placed inside the Model 640 [1400 lbs.]. The cone inserts shall interface smoothly with the Model 640 [1400 lbs.] "step". The interface shall permit free drainage of excess water contained within the sand mass. Cone inserts shall be of one-piece molded construction and be nestable.
 - 3. A black lid which locks securely over the top lip of the outer container. The material shall be durable, weatherproof and shall be formulated to resist deterioration from ultraviolet rays. Lids shall be nestable.
- C. The 640 kg [1400 lbs.] module shall consist of two components:

1. A model 640 [1400 lbs.] outer container as described previously in Description of System B.1.
 2. A lid as described previously in Description of System B.3.
- D. The 960 kg module shall consist of two components:
1. A model 960 [2100 lbs.] outer container molded in one piece with a minimum capacity of 0.6 m³ [21 ft.³]. Material same as model 640 [1400 lbs.], described previously in Description of System B.1.
 2. A lid as described previously in Description of System B.3.

Performance Criteria

- A. Each system array shall be configured to provide a satisfactory average rate of deceleration (8 g's max. preferred for each row) for errant vehicles in the weight ranges of 820 to 2000 kg [1800 to 4410 lbs.]. Placement of the modules within an array and the geometric design of the array itself shall be determined by a qualified engineer. Standard size modules shall contain either 80, 180, 320, 640 or 960 kg [200, 400, 700, 1400 or 2100 lbs.] of sand.
- B. The modules shall be designed and manufactured from a frangible polyethylene material which shall shatter upon impact to permit dispersion of the sand mass contained within.
- C. The center of gravity of each properly-filled module shall be at a height which will aid in controlling the pitch of standard passenger vehicles.
- D. The components of the system modules shall interface to prevent leakage of sand contained therein. The interface shall, however, permit drainage of excess water contained within the sand mass.
- E. Each system shall remain free from splitting (absent from impact, vandalism, mishandling or acts of God) for 5 years from the date of manufacture.

Testing Criteria

A system array shall have been tested to the procedures set forth in NCHRP 350 for TL-3 non-redirective gating crash cushions. For impact vehicles weighing between 820 and 2000 kg (1810 and 4410 lb) traveling at speeds of up to 100 km/h (62 mph), the maximum 60 cm (24 in) occupant flail space velocity shall be less than 12 m/sec (39 ft/sec) and the vehicles' highest 10 ms occupant ridedown acceleration shall be less than 20 g's.

DESIGN AND SELECTION CRITERIA

- A. Design and placement of arrays shall follow the guidelines established in:
1. FHWA Report N5040.16 "Crash Cushions, Selection Criteria and Design," dated February 1975.
 2. American Association of State Highway and Transportation Officials (AASHTO) publication Roadside Design Guide, 1989.
- B. Sand placed into these modules should be washed concrete sand conforming to ASTM-C-33, or equal.

ENERGY DISSIPATION will be paid for at the contract unit price per each for the placement of or relocation of each system.

BAR SPLICERS

This work shall follow the applicable portions of Section 508 of the Standard Specifications, except as detailed on the Bar Splicer Detail Sheet (12 of 13 structural drawings) of the Plans.

This work shall be paid for as specified on the detail sheet in the plans per the contract unit price per each for BAR SPLICERS.

MORTARED RIPRAP

Description: This work shall consist of furnishing, placing and finishing six inch (6") thick seventy-eight foot (78') long x eight foot (8') wide concrete pad to be placed on top of Stone Riprap Class A4 as shown on sheet 10 of 28 (General Plan & Elevation). The

contractor shall place the concrete directly on the riprap. A minimum thickness of six inches of concrete shall be provided.

Material: The concrete shall be Class SI Concrete as described in Section 503 of the Standard Specification for Road and Bridge Construction.

Construction: The contractor shall be responsible for the appropriate method and volume of concrete used in placing and establishing the final thickness of the concrete pad.

Rough Finish: The contractor shall provide a rough finish of the concrete pad per engineer's approval.

Basis of Payment: This work will be included with contract unit price of Stone Riprap Class A4 per sq.yd.

SLIPFORMED PARAPETS
Effective June 11, 2004

The slipforming option, as stated in Article 503.17(e)(1) of the Standard Specifications will not be allowed on this project.



DEPARTMENT OF THE ARMY
CHICAGO DISTRICT, CORPS OF ENGINEERS
111 NORTH CANAL STREET
CHICAGO, ILLINOIS 60606-7206


OCT 28 2002

REPLY TO
ATTENTION OF:

Technical Services Division
Regulatory Branch
200200737

SUBJECT: Replacement and Widening of the Hunt Club Road Bridge
over Mill Creek in the Des Plaines River Watershed of the Village
of Old Mill Creek, Lake County, Illinois

Lake County Division of Transportation
Attn: Dan Helgren
600 West Winchester Road
Libertyville, Illinois 60048-1381



Dear Mr. Helgren:

The U.S. Army Corps of Engineers, Chicago District, has completed its review of your notification for authorization under the Regional Permit Program (RPP), submitted on your behalf by McClure Engineering Associates, Inc.

This office has verified that your proposed activity complies with the terms and conditions of the Regional Permit RP03 (Transportation Projects) and the overall RPP under Category I of the Regional Permit Program dated March 1, 2001. The activity may be performed without further authorization from this office provided the activity is conducted in compliance with the terms and conditions of the RPP. In addition, this authorization is contingent upon Lake County Stormwater Management Commission determining your soil erosion and sediment control plan meet technical standards, and implementing and maintaining soil erosion and sediment controls in a serviceable condition throughout the duration of the project.

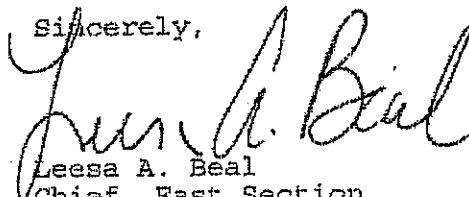
This verification expires three (3) years from the date of this letter and covers only your activity as described in your notification and as shown on the drawings entitled Hunt Club/Mill Creek Bridge Replacement (undated), prepared by McClure Engineering Associates, Inc. Caution must be taken to prevent construction materials and activities from impacting waters of the United States beyond the scope of this authorization. If you anticipate changing the design or location of the activity, you should contact this office to determine the need for further authorization. This permit does not authorize temporary construction activities, such as the construction of cofferdams or temporarily stockpiling material within waters of the US.

This verification does not obviate the need to obtain all other required Federal, state, or local approvals before starting work. Please note that Section 401 Water Quality Certification has been issued by IEPA for this RP. Enclosed are the IEPA Section 401 Water Quality Certification conditions. If you have any questions regarding Section 401 certification, please contact Mr. Bruce Yurdin at IEPA's Division of Water Pollution Control, Permit Section #15, by telephone at (217) 782-0610.

Once you have completed the authorized activity, please sign and return the enclosed compliance certification. For a complete copy of the RPP program or any additional information on the RPP program, please access our website: www.lrc.usace.army.mil/co-r.

If you have any questions, please contact Mr. Michael Murphy of my staff by telephone at (312) 353-6400, extension 4032, or email at michael.j.murphy@lrc02.usace.army.mil.

Sincerely,




Leesa A. Beal
Chief, East Section
Regulatory Branch

Enclosure

Copy Furnished (w/o enclosure):

United States Fish & Wildlife Service (Rogner)
Illinois Environmental Protection Agency (Yurdin)
Illinois Department of Natural Resources (Schanzle)
Illinois Department of Natural Resources/OWR (Jereb)
Lake County Stormwater Management Commission (Hmieleski)
Village of Old Mill Creek (Paul Koppen)
McClure Engineering Associates, Inc. (Valerie Chambers)



PERMIT COMPLIANCE
CERTIFICATION

Permit Number: 200200737
Permittee: Lake County Division of Transportation
Date of Issuance: OCT 24 2002

I hereby certify that the work authorized by the above-referenced permit has been completed in accordance with the terms and conditions of said permit and that compensatory wetland mitigation was completed in accordance with the approved mitigation plan.¹

PERMITTEE

DATE

Upon completion of the activity authorized by this permit and any mitigation required by the permit, this certification must be signed and returned to the following address:

U.S. Army Corps of Engineers
Chicago District, Regulatory Branch
111 North Canal Street, 6th Floor
Chicago, Illinois 60606-7206

Please note that your permitted activity is subject to compliance inspections by Corps of Engineers representatives. If you fail to comply with this permit, you may be subject to permit suspension, modification, or revocation.

¹ If compensatory mitigation was required as part of your authorization, you are certifying that the mitigation area has been graded and planted in accordance with the approved plan. You are acknowledging that the maintenance and monitoring period will begin after a site inspection by a Corps of Engineers representative or after thirty days of the Corps' receipt of this certification. You agree to comply with all permit terms and conditions, including additional reporting requirements, for the duration of the maintenance and monitoring period.



U.S. Army Corps of Engineers
Chicago District

General Conditions Applicable to all Regional Permits

Permittees must comply with the terms and conditions of the Regional Permits and the following general conditions for all activities authorized under the RPP:

State 401 Water Quality Certification. Water quality certification under Section 401 of the Clean Water Act is required from the Illinois Environmental Protection Agency (IEPA). The District may consider water quality, among other factors, in determining whether to exercise discretionary authority and require an individual permit.

On October 27, 1999, the IEPA granted Section 401 certification, with conditions, for all Regional Permits except RPI3 and activities in certain waterways under RPs 4 and 8 (see Appendix D). The following conditions of the certification are conditions of the RPP:

a. The permittee shall not cause:

- 1) violation of applicable water quality standards of the Illinois Pollution Control Board Title 35, Subtitle C: Water Pollution Rules and Regulations;
- 2) water pollution defined and prohibited by the Illinois Environmental Protection Act; or
- 3) interference with water use practices near public recreation areas or water supply intakes.

b. The permittee shall provide adequate planning and supervision during the project construction period for implementing construction methods, processes and cleanup procedures necessary to prevent water pollution and control erosion.

Any spoil material excavated, dredged or otherwise produced must not be returned to the waterway but must be deposited in a self-contained area in compliance with all State statutes, regulations and permit requirements with no discharge to waters of the State unless a permit has been issued by the IEPA. Any backfilling must be done with clean material placed in a manner to prevent violation of applicable water quality standards.

d. All areas affected by construction shall be mulched and seeded as soon after construction as possible. The permittee shall undertake necessary measures and procedures to reduce erosion during construction. Interim measures to prevent soil erosion during construction shall be taken and may include the installation of staked straw bales, sedimentation basins and temporary mulching. All construction within the waterway shall be conducted during zero to low flow conditions. The permittee shall be responsible for obtaining an NPDES Storm Water Permit prior to initiating construction if the construction activity associated with the project will result in the disturbance of five (5) or more acres, total land area. An NPDES Storm Water Permit may be obtained by submitting a properly completed Notice of Intent (NOI) form by certified mail to the IEPA's Division of Water Pollution Control, Permit Section.

The permittee shall implement erosion control measures consistent with the Illinois Urban Manual (IEPA/USDA, NRCS; latest version).

applicant has reason to believe may be eligible for listing, on the National Register of Historic Places in the project area. If the District determines that the activity may potentially affect a historic property, or a property eligible for listing, the activity shall not be authorized under the RPP and an individual permit will be required. The District will take into account the effects on such properties in accordance with 33 CFR Part 325, Appendix C. If all issues pertaining to historic properties have been resolved through the consultation process to the satisfaction of the District, Illinois Historic Preservation Agency (IHPA) and Advisory Council on Historic Preservation, the District may, at its discretion, authorize the activity under the RPP instead of an individual permit. Applicants are encouraged to obtain information on historic properties from the IHPA and the National Register of Historic Places at the earliest stages of project planning. For information, contact:

Illinois Historic Preservation Agency
 1 Old State Capitol Plaza
 Springfield, Illinois 62701-1507
 (217) 782-4836

4. Soil Erosion and Sediment Control. Measures must be taken to control soil erosion and sedimentation at the project site to ensure that sediment is not transported to waters of the U.S. during construction. Soil erosion and sediment control measures must be constructed before initiating any clearing, grading, excavating or filling activities. All temporary and permanent soil erosion and sediment control measures must be maintained during the construction period and until the site is stabilized. All exposed soil and other fills, and any work below the ordinary high water mark must be permanently stabilized at the earliest practicable date.

Applicants are required to prepare a soil erosion and sediment control (SESC) plan. The plan must be designed in accordance with the Illinois Procedures and Standards for Urban Soil Erosion and Sedimentation Control ("Green Book", latest version, except chapter 6). Practice standards and specifications for measures outlined in the soil erosion and sediment control plans will follow the latest edition of the "Illinois Urban Manual: A Technical Manual Designed for Urban Ecosystem Protection and Enhancement."

At the District's discretion, an applicant may be required to submit the SESC plan to the local Soil and Water Conservation District (for activities in Cook, DuPage, Kane, McHenry and Will Counties), or the Stormwater Management Commission (for activities in Lake County) for review. When the District does require submission of a SESC plan, the following applies. An activity may not be commenced until the SESC plan for the project site has been reviewed. The SWCD/SMC will review the plan and provide a written evaluation of its adequacy. A SESC plan is considered acceptable when the SWCD/SMC has found it meets technical standards. Once this determination has been made, the authorized work may commence. The SWCD/SMC may attend pre-construction meetings with the permittee and conduct inspections during construction to determine compliance with the plans. Applicants are encouraged to begin coordinating with the appropriate SWCD/SMC office at the earliest stages of project planning. For information, contact:

Kane/DuPage SWCD
 545 S. Randall Road
 St. Charles, IL 60174
 (630) 584-7961

Will/South Cook SWCD
 1201 Gougar Road
 New Lenox, IL 60451
 (815) 462-3106

McHenry County SWCD
 1143 N. Seminary Road
 Woodstock, IL 60098
 (815) 338-0049

North Cook SWCD
 899 Jay Street
 Streamwood, IL 60120
 (847) 608-8302

Lake County SMC
 333-B Peterson Road
 Libertyville, IL 60048
 (847) 918-5260

5. Floodplain. Discharges of dredged or fill material into waters of the United States within the 100-year floodplain (as defined by the Federal Emergency Management Agency) resulting in permanent above-grade fills must be avoided and minimized to the maximum extent practicable. When such an above-grade fill would occur, the applicant may need to obtain approval from the Illinois Department of Natural Resources, Office of Water Resources, (IDNR-OWR) which regulates activities affecting the floodway and local government (e.g., Village or County) with jurisdiction over activities in the floodplain. Compensatory storage may be required for fill within the floodplain. Applicants are encouraged to obtain

entirety and the affected area returned to its pre-existing condition

20. **Mitigation.** Impacts to waters of the U.S. must be avoided and minimized to the maximum extent practicable at the project site. Avoidance and minimization must be attempted before compensatory wetland mitigation is considered. Compensatory mitigation will be accomplished by establishing 1.5 acres for every 1.0 acre of waters of the U.S. impacted by the project (a mitigation ratio of 1.5:1). However, if the project involves impacts to high-quality aquatic resources or is the subject of an enforcement action, the mitigation ratio will generally be greater than 1.5:1. Mitigation shall be consistent with the Memorandum of Agreement (MOA) between the Department of the Army and the Environmental Protection Agency Concerning the Determination of Mitigation under the Clean Water Act Section 404(b)(1) Guidelines. Mitigation may consist of the following, listed in order of preference: restoration of historic wetlands that are currently non-wetlands because of drainage or other alterations; enhancement of existing aquatic resources through various actions such as modification of hydrology, introduction of appropriate native species, invasive species removal, and other management measures; creation of aquatic resources in historically upland areas; and, preservation of existing aquatic resources through real estate acquisition strategies. Careful consideration must be given to the likelihood of sustainability, practicability, availability, and reliability of compensatory mitigation. Off-site wetland mitigation may be considered where the long-term success of on-site mitigation is uncertain.

21. **Notification.** The applicant must provide written notification (i.e., a complete application) for a proposed activity to be authorized under the RPP prior to commencing a proposed activity. The District's receipt of the complete application is the date when the District receives all required notification information (see below) from the applicant. If the District does not provide a written response to the applicant within 45 calendar days following receipt of a complete application, the applicant may presume the proposed activity qualifies for the requested Regional Permit(s), provided the activity complies with the terms and conditions of the RPP. If the District informs the applicant within 45 calendar days that the notification is incomplete (i.e., not a complete application), the applicant must submit the requested information to be considered for authorization. A new 45-day review period will commence when the District receives the requested information. Applications that involve unauthorized activities that are completed or partially completed by the applicant are not subject to the 45-day review period. For a Category I activity, notification must include:


a. A cover letter which provides a clear project purpose and need statement, a brief description of the proposed activity, the Regional Permit(s) to be used for the activity, the area (in acres) of waters of the U.S. to be impacted, and a statement that the terms and conditions of the RPP will be followed;

b. A completed joint application form (NCR Form 426, *Protecting Illinois Waters*) signed by the applicant or agent. If the agent signs, notification must include a signed, written statement from the applicant designating the agent as its representative;

c. A delineation of waters of the U.S., including wetlands, for the project site, prepared in accordance with the current Corps of Engineers methodology and generally conducted during the growing season.* The delineation must include information on the occurrence of any high-quality aquatic resources. For sites supporting wetlands, the delineation must include a Floristic Quality Assessment (Swink and Wilhelm, 1994 (latest edition). Plants of the Chicago Region);

d. A map showing the location of the project site

* If a wetland delineation is conducted during the non-growing season, the District will determine on a case-by-case basis whether sufficient evidence is available to make an accurate determination. If the District finds that a delineation lacks sufficient evidence, the application will not be considered complete until such time the information is provided. This may involve re-delineating the project site during the growing season.



STORMWATER MANAGEMENT COMMISSION

WATERSHED DEVELOPMENT PERMIT HAS BEEN SECURED WD PERMIT NUMBER 02-83-189

Project: Bridge Replacement Over Mill Creek

Address: Hunt Club Road Bridge over Mill Creek

PIN: N/A

Date Issued: 11/12/2004

Issued By: Minal Hahn

Conditions:

Public Road Development
Bridge Replacement over Mill Creek

NOTICE

TO CONTRACTORS AND OWNERS

POST THIS CARD AT THE SITE, VISIBLE FROM THE STREET AND SO LOCATED AS TO PERMIT THE INSPECTOR TO RECORD THE INDICATED INSPECTIONS ON THE PLACARD. DO NOT POST IN THE INTERIOR OF A BUILDING.

INSPECTORS AND SHERIFF'S DEPUTIES ARE INSTRUCTED TO STOP ALL WORK WHERE THIS PERMIT CARD IS NOT DISPLAYED.

REFER TO THE REVERSE SIDE OF THE WATERSHED DEVELOPMENT PERMIT SLIP FOR NECESSARY INSPECTIONS DURING PROGRESS OF THE WORK. ALWAYS MENTION THE WATERSHED DEVELOPMENT PERMIT NUMBER WHEN REFERRING TO THIS PROJECT. IF THIS CARD BECOMES MISLAID OR LOST PLEASE CONTACT LAKE COUNTY STORMWATER MANAGEMENT COMMISSION FOR A REPLACEMENT.

Lake County Stormwater Management Commission (847) 918-5262

WATERSHED DEVELOPMENT PERMIT APPLICATION

RECEIVED 8/01

1. COMMUNITY AND STATUS a. Stormwater <input type="checkbox"/> b. Isolated Wetland <input type="checkbox"/> Catched <input type="checkbox"/> Non-Catched <input type="checkbox"/>		2. DATE APP. REC'D. (Public Utility)	3. STORMWATER APP. PERMIT NO.	4. COMMUNITY APP. NO. (Public Utility Community) ED 8 3 2003
5. NAME AND ADDRESS OF PROPERTY OWNER Lake County Division of Transportation 400 W. Winchester Road Lafayetteville, IL 60048-1381 Attn: Don Hejeren Daytime Phone: (815) 362-2500 Fax: 847-362-5200		6. NAME AND ADDRESS OF OWNER'S ENGINEER OR AGENT McClure Engineering Associates, Inc. 2728 Grand Avenue Waukegan, IL 60085 Attn: Cindy Flower Daytime Phone: 847-336-7100 Fax: 847-336-7155		7. NAME AND ADDRESS OF LOCAL AGENCY Lafayetteville Environmental, Ltd. 27W 105 Fleming Drive Winfield, IL 60190 Attn: Doug Elhorn Daytime Phone: (815) 422-7800 Fax: (815) 422-2766

<p>10. CHECK THE DISE CONDITION THAT APPLIES:</p> <p><input type="checkbox"/> Erosion, Watershed Development Permit Not Required (IV.A.2)</p> <p><input type="checkbox"/> Hydrologically disturbs 5000 sq. ft. or more (IV.A.1.5)</p> <p><input type="checkbox"/> Minor Development (IV.A., IV.B.)</p> <p><input type="checkbox"/> Major Development outside of the floodplain (IV.A., IV.B., IV.C., IV.D., IV.G.)</p> <p><input type="checkbox"/> Major Development inside the floodplain (IV.A., IV.B., IV.C., IV.D., IV.G.)</p> <p><input type="checkbox"/> Wetland Jurisdiction Determination (IV.A., IV.C.)</p> <p><input type="checkbox"/> Public Road Development (IV.A., IV.F.)</p> <p><input checked="" type="checkbox"/> Public Development in the floodplain (Appendix E, F, J.)</p>	<p>11. CHECK ALL ADDITIONAL CONDITIONS THAT APPLY:</p> <p><input type="checkbox"/> Isolated Wetland Impact (IV.E.)</p> <p><input type="checkbox"/> No Isolated Wetland Impact Determination (IV.E.)</p> <p><input checked="" type="checkbox"/> Development in a floodway (IV.C.3.)</p> <p><input type="checkbox"/> A floodplain map revision or amendment (IV.C.2.g) (M.C.S.D. (R))</p> <p><input type="checkbox"/> Wetcourse with drainage area > 20 acres and < 100 acres (IV.A., IV.D.)</p> <p><input type="checkbox"/> Wetcourse with drainage area > 100 acres and < 400 acres (IV.A., IV.D.)</p> <p><input type="checkbox"/> Earth Change Approval (IV.A.4.B.)</p> <p><input type="checkbox"/> Variance Request (V)</p> <p><input type="checkbox"/> BFE or floodway determination (IV.C.)</p> <p><input type="checkbox"/> Pre-application meeting held</p>
-------------------------------------------------------------------------------------------------------------------------------------------------------------------------------------------------------------------------------------------------------------------------------------------------------------------------------------------------------------------------------------------------------------------------------------------------------------------------------------------------------------------------------------------------------------------------------------------------------------------------------------------------------------------------------------------------------------------------------------------------------------------------------------------------	------------------------------------------------------------------------------------------------------------------------------------------------------------------------------------------------------------------------------------------------------------------------------------------------------------------------------------------------------------------------------------------------------------------------------------------------------------------------------------------------------------------------------------------------------------------------------------------------------------------------------------------------------------------------------------------------------------------------------------------------------------------------------------------------------------------------------------------------------------------------------

<p>10A. DESCRIPTION OF PROPOSED DEVELOPMENT: This project will include replacing the existing Hunt Club Road Bridge over Mill Creek by widening the bridge from the existing 30 feet to 60 feet (30' full lanes and 8' full shoulders). The bridge is within the Village of East Hill Creek and there is an adjacent USGS stream gaging station that will have to be relocated.</p>	<p>10B. Stormwater Data Summary:</p> <p>Total Property Ownership (Acres) _____</p> <p>Proposed Development Size (Acres) _____</p> <p>Proposed Impervious Area (Acres) _____</p> <p>Existing Impervious Area < 1997 (Acres) _____</p> <p>Existing Impervious Area > 1997 (Acres) _____</p> <p>Complementary Storage Required (Acres-ft) _____</p> <p>Detention Volume Required (Acres-ft) _____</p> <p>Retention Volume Required (Acres-ft) _____</p> <p>Retention Volume Required (Acres-ft) _____</p> <p>Retention Volume Required (Acres-ft) _____</p> <p>Retention Volume Required (Acres-ft) _____</p> <p>Retention Volume Required (Acres-ft) _____</p>	<p>10C. Wetland Data Summary:</p> <p>Existing Wetland Acreage _____</p> <p>Jurisdictional Wetlands _____</p> <p>Isolated Wetlands _____</p> <p>Impacted Wetland Acreage _____</p> <p>Jurisdictional Wetlands _____</p> <p>Isolated Wetlands _____</p> <p>Replacement Required (Acres) _____</p> <p>Wetland Acreage Required _____</p> <p>On Site _____</p> <p>Off Site _____</p> <p>Corps Approved Bank _____</p> <p>SAC Approved Bank _____</p>
-----------------------------------------------------------------------------------------------------------------------------------------------------------------------------------------------------------------------------------------------------------------------------------------------------------------------------------------------------------------------------------------	--------------------------------------------------------------------------------------------------------------------------------------------------------------------------------------------------------------------------------------------------------------------------------------------------------------------------------------------------------------------------------------------------------------------------------------------------------------------------------------------------------------------------------------------------------------------------------------------------------------------------------------------------------------------	--------------------------------------------------------------------------------------------------------------------------------------------------------------------------------------------------------------------------------------------------------------------------------------------------------------------------------------------------------------------------------------------------------------------------------------------------

<p>11. LOCATION OF DEVELOPMENT</p> <p>Hunt Club Road Bridge over Mill Creek</p> <p>Street Address _____</p> <p>Village of East Hill Creek, Illinois</p> <p>Municipality _____</p> <p>11. Mill Creek</p> <p>Watershed District: _____</p>	<p>12. LEGAL DESCRIPTION</p> <table border="1"> <tr> <th>SE</th> <th>33</th> <th>Town</th> <th>Range</th> </tr> <tr> <td>14 Section</td> <td>Section</td> <td>Township</td> <td>Range</td> </tr> </table> <p>PH: 3154</p> <p>Name of the Development: Hunt Club Road</p> <p>Owner Name for tax: _____</p>	SE	33	Town	Range	14 Section	Section	Township	Range
SE	33	Town	Range						
14 Section	Section	Township	Range						

13. LIST ALL LOCAL, STATE, AND FEDERAL PERMIT APPLICATION OR APPROVAL LETTERS REQUIRED OF DEVELOPMENT.

Permit Type	Issuing Agency	Permit Number	Application Filing Date	Permit Issue Date
Environmental Survey Request	Bureau of Design & Environ.	18517	5/17/02	11/8/02
Endangered Species Action Report	USFWS		4/2/02	5/1/02
County of Clark Use & Design App.	UDOT	RC 87250	1/23/02	1/23/02
Joint Application	TDNR and EPA	200200231	5/20/02	7/22/02

14. I, THE UNDERSIGNED, UNDER PENALTY OF PERJURY, REPRESENTATION AND DEFEASANCE, declare that the information provided in this application and that I am true and correct to the best of my knowledge and belief. I agree to construct and develop in accordance with the permitted documents. I understand that the information that I have submitted herein forms a basis for the issuance of the Watershed Development Permit. I am applying for and approval of plans in connection therewith and that I will be bound to permit any construction upon said premises in accordance with the provisions of any applicable ordinance of a village or its successor, or any other applicable law.

Mark J. Bunker 7/2/04
Signature of Property Owner or Authorized Agent Date

15. I CERTIFY that the plans/documents submitted for this stormwater development have been prepared under the supervision of a professional engineer or certified wetland specialist as applicable.

[Signature] 062-053717/29/03 Date
Signature of Professional Engineer P.E.# Date

[Signature] 021 7/31/03 Date
Signature of Certified Wetland Specialist CWS# Date

16. PERMIT REVIEW FEES (Separate sheet)

Isolated Wetland Review Amt: \$1710

Stormwater Review Amt: \$1710

Community Amt: \$ _____ Rec. by: _____

17. VARIANCE REQUEST Date Requested _____ Date Advertised _____ Date Approved/Denied _____

18. SECURITIES (if required) AMOUNT

LOC \$ _____ Cash Deposit \$ _____ 5-YR MITIGATION SURETY \$ _____

Pre-Construction Deposit \$ _____ TOTAL SECURITY \$ _____

19. FINAL APPROVAL OF PLANS ENTITLED TO A BUILDING PERMIT

Proposed Hunt Club Road Bridge Replacement over Mill Creek, dated 8/13/04, Road 4570 R116/04, 31-5400

EA. CHECK THE ONE CONDITION THAT APPLIES:

- Exempt, Watershed Development Permit Not Required (IV.A.2)
- Hydrologically distinct 5000 sq. ft. or more (IV.A.1a)
- Minor Development (IV.A., IV.B.)
- Major Development outside the floodplain (IV.A., IV.B., IV.D., IV.G.)
- Major Development inside the floodplain (IV.A., IV.B., IV.C., IV.D., IV.G.)
- Wetland Jurisdiction Determination (IV.A., IV.E.)
- Public Road Development (IV.A., IV.F.)
- Public Development in the floodplain (Appendix E.2)

NO. CHECK ALL ADDITIONAL CONDITIONS THAT APPLY:

- Isolated Wetland Impact (IV.E.)
- No Isolated Wetland Impact Determination (IV.E.)
- Development in a floodway (IV.C.1)
- A floodplain map revision or amendment (IV.C.2.g., IV.C.3.d.(8))
- Watercourse with drainage area > 20 acres and < 100 acres (IV.A., IV.D.)
- Watercourse with drainage area > 100 acres and < 640 acres (IV.A., IV.D.)
- Earth Change Approval (IV.A.4.b)
- Variance Request (IV)
- EFC or floodway determination (IV.C.)
- Pre-application meeting held

1A. DESCRIPTION OF PROPOSED DEVELOPMENT:
 This project will include replacing the existing Hunt Club Road bridge over Mill Creek by widening the bridge from the existing 30 feet to 60 feet (2-12 foot lanes and 8 foot shoulders). The bridge is within the Village of Hunt Creek and is on a hydrologic USGS stream gauging station that will have to be relocated.

1B. Stormwater Data Summary:

Total Property Ownership (acres)	1.00
Final Development Sites (acres)	0.00
Proposed Impervious Area (acres)	0.00
Existing Impervious Area < 1992 (acres)	0.00
Existing Impervious Area > 1992 (acres)	0.00
Impervious Surface Storage and Detention	See Attachment
Detention Pond	
Retention 10-15 year	
Retention 10-15 100-year	
Water Quality Treatment (detention)	
Detention Volume Required (acre-feet)	No Change

1C. Wetland Data Summary:

Existing Wetland Acreage	1.00
Jurisdictional Wetlands	N/A
Isolated Wetlands	0.00
Impacted Wetland Acreage	0.00
Jurisdictional Wetlands	N/A
Isolated Wetlands	N/A
Migration Replacement Ratio	N/A
Migration Acreage Required	N/A
On Site	N/A
Off Site	N/A
Cons Approved Bank	
SAC Approved Bank	

18. LOCATION OF DEVELOPMENT:
 Hunt Club Road Bridge over Mill Creek
 Street Address:
 Village of Hunt Creek, Illinois
 Municipality
 11, Mill Creek
 Wetland Planning Area/Sub-Watershed (See map on cover sheet)

19. LEGAL DESCRIPTION:

SE	32	TWGN	2216
1/4 Section	Section	Township	Range
PIN: N/A			
X Information provided herein for the project, plan or location is a separate attachment			
Name of the Development		Hunt Club Road	
Owner: Hunt Club			

20. LIST ALL LOCAL, STATE AND FEDERAL PERMIT APPLICATION, OR APPROVAL LETTERS REQUIRED BY DEVELOPMENT

Permit Type	Issuing Agency	Permit Number	Application Filed Date	Permit Issue Date
Environmental Survey Request	Bureau of Technical & Survey	10517	5/17/02	11/8/02
Budgeted Erosion Action Report	USNR		6/2/02	1/17/03
Group II Cut, Exc & Ditch App	IDOT	BLR250	10/21/02	
Joint Application	DNR and EPA	20020037	5/28/02	10/28/02

21. UNDER PENALTY OF PERJURY, I (OR OTHER) HAVE CERTIFIED AND AFFIRMED THAT THIS APPLICATION AND ALL INFORMATION CONTAINED HEREIN IS TRUE AND CORRECT TO THE BEST OF MY KNOWLEDGE AND BELIEF. I AGREE TO CONDUCT THIS DEVELOPMENT IN ACCORDANCE WITH THE PERMITS AND CONDITIONS OF THE PERMITS THAT I HAVE OBTAINED HEREON (OR AS A BASIS FOR THE ISSUANCE OF THE WATERSHED DEVELOPMENT PERMIT) WHICH APPLIED FOR AND APPROVAL OF THIS PROJECT. I AGREE TO BE RESPONSIBLE TO PERFORM ANY CONSTRUCTION UNDER THIS PERMIT OR AS BASED IN VIOLATION OF ANY PROVISION OF ANY APPLICABLE ORDINANCE TO SECURE THE OTHER OF THIS PROJECT. I AGREE TO COMPLY THEREWITH.

Harold Bunker 11/9/04
 Signature of Property Owner, or Authorized Agent Date

23. I CERTIFY that the plans/documents submitted for the above referenced development have been prepared under the supervision of a professional engineer or certified wetland specialist as appropriate.

[Signature] 062-053717/03/03 *[Signature]* 021 1/21/03
 Signature of Professional Engineer P.E. Date Signature of Certified Wetland Specialist Date

24. PERMIT REVIEW FEES (in separate checks)

Isolated Wetland Review: Amt: \$770
 Stormwater Review: Amt: \$770

25. VARIANCE REQUEST: Date Requested _____ Date Advised _____ Date Approved/Denied _____

26. SECURITIES OF REQUIRED AMOUNT:

LOC: 1 Cash Deposit: \$ _____ EYE MITIGATION SURETY: \$ _____

Pre-Construction Deposit: \$ _____ TOTAL SECURITY: \$ _____

27. FINAL APPROVAL FOR PLAN ENTITLED & DATED: Proposed Hunt Club Road Bridge Replacement over Mill Creek, dated 8/10/04, filed by SMC 8/16/04, 31-Sheets

Community Professional Engineer	Date of Signature	Approved by/Date	TELEPHONE #
Certified Wetland Specialist			
Lake Co. Stormwater Mgmt. Commission Enforcement Officer	1/16/04	Harold Bunker, Comm Engineer 062-011202	

CLEANING AND PAINTING NEW METAL STRUCTURES

Effective Date: September 13, 1994

Revised Date: August 19, 2004

Description. The material and construction requirements that apply to cleaning and painting new structural steel shall be according to the applicable portion of Sections 506 of the Standard Specifications except as modified herein. The three coat paint system shall be the system as specified on the plans and as defined herein.

Materials. All materials to be used on an individual structure shall be produced by the same manufacturer. The Bureau of Materials and Physical Research has established a list of all products that have met preliminary requirements. Each batch of material must be tested and approved by that bureau before use.

The paint materials shall meet the requirements of the following articles of the Standard Specification:

<u>Item</u>	<u>Article</u>
(a) Inorganic Zinc-Rich Primer	1008.22
(b) Waterborne Acrylic	1008.24
(c) Aluminum Epoxy Mastic	1008.25
(d) Organic Zinc-Rich Primer (Note 1)	
(e) Epoxy Intermediate (Note 1)	
(f) Aliphatic Urethane (Note 1)	

Note 1: These material requirements shall be according to the Special Provision for the Organic Zinc-Rich Paint System.

Submittals. At least 30 days prior to beginning field painting, the Contractor shall submit for the Engineer's review and acceptance, the following applicable plans, certifications and information for completing the field work. Field painting can not proceed until the submittals are accepted by the Engineer. Qualifications, certifications and QC plans for shop cleaning and painting shall be available for review by the QA Inspector.

- a) Contractor/Personnel Qualifications. Except for miscellaneous steel items such as bearings, side retainers, expansion joint devices, and other items allowed by the Engineer, or unless stated otherwise in the contract, the shop painting Contractors shall be certified to perform the work as follows: the shop painting Contractor shall possess AISC Sophisticated Paint Endorsement or SSPC-QP3 certification. Evidence of current qualifications shall be provided.

Personnel managing the shop and field Quality Control program(s) for this work shall possess a minimum classification as a National Association of Corrosion Engineers (NACE) Coating Inspector Technician, or shall provide evidence of successful inspection of 3

projects of similar or greater complexity and scope that have been completed in the last 2 years. Copies of the certification and/or experience shall be provided.

The personnel performing the QC tests for this work shall be trained in coatings inspection and the use of the testing instruments. Documentation of training shall be provided.

- b) **Quality Control (QC) Program.** The shop and field QC Programs shall identify the following; the instrumentation that will be used, a schedule of required measurements and observations, procedures for correcting unacceptable work, and procedures for improving surface preparation and painting quality as a result of quality control findings. The field program shall incorporate the IDOT Quality Control Daily Report form, as supplied by the Engineer.
- c) **Field Cleaning and Painting Inspection Access Plan.** The inspection access plan for use by Contractor QC personnel for ongoing inspections and by the Engineer during Quality Assurance (QA) observations.
- d) **Surface Preparation/Painting Plan.** The surface preparation/painting plan shall include the methods of surface preparation and type of equipment to be utilized for solvent cleaning, abrasive blast cleaning, washing, and power tool cleaning. The plan shall include the manufacturer's names of the materials that will be used, including Product Data Sheets and Material Safety Data Sheets (MSDS).

A letter or written instructions from the coating manufacturer shall be included, indicating the required drying time for each coat at the minimum, normal, and maximum application temperatures before the coating can be exposed to temperatures or moisture conditions that are outside of the published application parameters.

Field Quality Control (QC) Inspections. The Contractor shall perform first line, in process QC inspections of each phase of the work. The Contractor shall implement the submitted and accepted QC Program to insure that the work accomplished complies with these specifications. The Contractor shall use the IDOT Quality Control Daily Report form supplied by the Engineer to record the results of quality control tests. The completed reports shall be turned into the Engineer before work resumes the following day.

The Contractor shall have available at the shop or on the field site, all of the necessary inspection and testing equipment. The equipment shall be available for the Engineer's use when requested.

Field Quality Assurance (QA) Observations. The Engineer will conduct QA observations of any or all phases of the work. The Engineer's observations in no way relieve the Contractor of the responsibility to provide all necessary daily QC inspections of his/her own and to comply with all requirements of this Specification.

The Engineer has the right to reject any work that was performed without adequate provision for QA observations.

The Engineer will issue a Non-Conformance Report when cleaning and painting work is found to be in violation of the specification requirements, and is not corrected to bring it into compliance before proceeding with the next phase of work.

Inspection Access and Lighting. The Contractor shall facilitate the Engineer's observations as required, including allowing ample time to view the work. The Contractor shall furnish, erect and move scaffolding or other mechanical equipment to permit close observation of all surfaces to be cleaned and painted. This equipment shall be provided during all phases of the work. Examples of acceptable access structures include:

- Mechanical lifting equipment, such as, scissor trucks, hydraulic booms, etc.
- Platforms suspended from the structure comprised of trusses or other stiff supporting members and including rails and kick boards.
- Simple catenary supports are permitted only if independent life lines for attaching a fall arrest system according to Occupational Safety and Health Administration (OSHA) regulations are provided.

When the surface to be inspected is more than 1.8 m (6 ft) above the ground or water surface, the Contractor shall provide the Engineer with a safety harness and a lifeline according to OSHA regulations. The lifeline and attachment shall not direct the fall into oncoming traffic. The Contractor shall provide a method of attaching the lifeline to the structure independent of the inspection facility or any support of the platform. When the inspection facility is more than 800 mm (2 1/2 ft) above the ground, the Contractor shall provide an approved means of access onto the platform.

The Contractor shall provide artificial lighting in areas where natural light is inadequate, as determined by the Engineer, to allow proper cleaning, inspection, and painting. Illumination for inspection shall be at least 325 LUX (30 foot candles). Illumination for cleaning and painting, including the working platforms, access, and entryways shall be at least 215 LUX (20 foot candles).

Construction Requirements. The Contractor shall be responsible for any damage caused to persons, vehicles, or property, except as indemnified by the Response Action Contractor Indemnification Act. Whenever the intended purposes of the protective devices are not being accomplished, as determined by the Engineer, work shall be immediately suspended until corrections are made. Painted surfaces damaged by any Contractor's operation shall be removed and repainted, as directed by the Engineer, at the Contractor's expense.

The Contractor shall comply with the provisions of the Illinois Environmental Protection Act. Paint drips, spills, and overspray are not permitted to escape into the air or onto any other surfaces or surrounding property not intended to be painted. Containment shall be used to control paint drips, spills, and overspray, and shall be dropped and all equipment secured when sustained wind speeds of 64 kph (40 mph) or greater occur, unless the containment design necessitates action at lower wind speeds. The contractor shall evaluate project-specific conditions to determine the specific type and extent of containment needed to control the paint

emissions and shall submit a plan for containing or controlling paint debris (droplets, spills, overspray, etc.) to the Engineer for approval prior to starting the work. Approval shall not relieve the Contractor of their ultimate responsibility for controlling paint debris from escaping the work zone.

Surface and Weather Conditions. Surfaces to be painted after cleaning shall remain free of moisture and other contaminants. The Contractor shall control his/her operations to insure that dust, dirt, or moisture does not come in contact with surfaces cleaned or painted that day.

The surface temperature shall be at least 3°C (5°F) above the dew point during final surface preparation operations. The paint manufacturers' published literature shall be followed for specific temperature, dew point, and humidity restrictions during the application of each coat.

The Contractor shall monitor temperature, dew point, and humidity every 4 hours during surface preparation and coating application in the specific areas where the work is being performed. The frequency of monitoring shall increase if weather conditions are changing. The Engineer has the right to reject any work that was performed under unfavorable weather conditions. Rejected work shall be removed, recleaned, and repainted at the Contractor's expense.

Seasonal Restrictions on Field Cleaning and Painting. Field cleaning and painting work shall be accomplished between April 15 and October 31 unless authorized otherwise by the Engineer in writing.

Inorganic Zinc-rich/ Waterborne Acrylic Paint system. This system shall be for shop and field application of the coating system, shop application of the intermediate and top coats will not be allowed.

In the shop, all structural steel designated to be painted shall be given one coat of inorganic zinc rich primer. In the field, before the application of the intermediate coat, the prime coat and any newly installed fasteners shall be spot solvent cleaned per SSPC-SP 1 and all surfaces pressure washed to remove dirt, oil, lubricants, oxidation products, and foreign substances. Washing shall involve the use of potable water at a pressure between 7 MPa (1000 psi) and 34 MPa (5000 psi) and according to "Low Pressure Water Cleaning" of SSPC-SP12. Paint spray equipment shall not be used to perform the water cleaning. All damaged shop primed areas shall then be spot cleaned per SSPC-SP3 and spot primed with aluminum epoxy mastic. The structural steel shall then receive one full intermediate coat and one full topcoat of waterborne acrylic paint.

- a) Paint drips, spills, and overspray must be controlled. If containment is used to control paint drips, spills, and overspray, the containment shall be dropped and all equipment secured when sustained wind speeds of 64 kph (40 mph) or greater occur. When the protective coverings need to be attached to the structure, they shall be attached by bolting, clamping, or similar means. Welding or drilling into the structure is prohibited unless approved by the Engineer in writing.
- b) Coating Dry Film Thickness (dft), measured according to SSPC-PA2:

Zinc Primer: 75 microns (3 mils) min., 150 microns (6 mils) max.
Epoxy Mastic: 125 microns (5 mils) min., 180 microns (7 mils) max.
Intermediate Coat: 50 microns (2 mils) min., 100 microns (4 mils) max.
Topcoat: 50 microns (2 mils) min., 100 microns (4 mils) max.

The total dry film thickness, excluding the spot areas touched up with epoxy mastic, shall be between 180 and 355 microns (7 and 14 mils).

- c) The pressure washing requirement above may be waived if the QC and QA Inspectors verify the primed surfaces have not been contaminated.
- d) Damage to the paint system shall be spot cleaned using SSPC-SP3. The cleaned areas shall be spot painted with a penetrating sealer as recommended by the manufacturer, which shall overlap onto the existing topcoat. Then the aluminum epoxy mastic shall be spot applied not to go beyond the area painted with the sealer. The acrylic intermediate and topcoat shall be spot applied to the mastic with at least a 150 mm (6 inch) overlap onto the existing topcoat.

Organic Zinc-Rich/ Epoxy/ Urethane Paint System. This system shall be for full shop application of the coating system, all contact surfaces shall be masked off prior to application of the intermediate and top coats.

Additional Surface Preparation. In addition to the requirements of Section 3.2.9 of the AASHTO/AWS D1.5M/D1.5:2002 Bridge Welding Code (breaking thermal cut corners of stress carrying members), rolled and thermal cut corners to be painted with organic zinc primer shall be broken if they are sharper than a 1.5 mm (1/16 in.) radius. Corners shall be broken by a single pass of a grinder or other suitable device at a 45° angle to each adjoining surface prior to final blast cleaning, so the resulting corner approximates a 1.5 mm (1/16 in.) or larger radius after blasting. Surface anomalies (burrs, fins, deformations) shall also be treated to meet this criteria before priming.

In the shop, all structural steel designated to be painted shall be given one coat of organic zinc rich primer. Before the application of the intermediate coat, the prime coat and any newly installed fasteners shall be spot solvent cleaned per SSPC-SP 1 and all surfaces pressure washed to remove dirt, oil, lubricants, oxidation products, and foreign substances. Washing shall involve the use of potable water at a pressure between 7 MPa (1000 psi) and 34 MPa (5000 psi) and according to "Low Pressure Water Cleaning" of SSPC-SP12. Paint spray equipment shall not be used to perform the water cleaning. All damaged shop primed areas shall then be spot cleaned per SSPC-SP3, and the structural steel shall then receive one full intermediate coat of epoxy and one full topcoat of aliphatic urethane.

- (a) Paint drips, spills, and overspray must be controlled. If containment is used to control paint drips, spills, and overspray, the containment shall be dropped and all equipment secured when sustained wind speeds of 64 kph (40 mph) or greater occur. When the protective coverings need to be attached to the structure, they shall be attached by

bolting, clamping, or similar means. Welding or drilling into the structure is prohibited unless approved by the Engineer in writing.

- (b) Coating Dry Film Thickness (dft), measured according to SSPC-PA2:
- organic Zinc Primer: 75 microns (3 mils) min., 125 microns (5 mils) max.
 - Aluminum Epoxy Mastic: 125 microns (5 mils) min., 180 microns (7 mils) max.
 - Epoxy Intermediate Coat: 75 microns (3 mils) min., 150 microns (6 mils) max.
 - Aliphatic Urethane Top Coat: 65 microns (2.5 mils) min., 100 microns (4 mils) max.
- (c) The total dry film thickness, excluding the spot areas touched up with epoxy mastic, shall be between 215 and 375 microns (8.5 and 15 mils).
- (d) When specified on the plans or as requested by the Contractor, and approved by the Engineer, the epoxy intermediate and aliphatic urethane top coats shall be applied in the shop. All faying surfaces of field connections shall be masked off after priming and shall not receive the intermediate or top coats in the shop. The intermediate and top coats for field connections shall be applied, in the field, after erection of the structural steel is completed. The pressure washing requirement above may be waived if the QC and QA Inspectors verify the primed surfaces have not been contaminated.
- (e) Erection and handling damage to the shop applied system shall be spot cleaned using SSPC-SP3. The surrounding coating at each repair location shall be feathered for a minimum distance of 40 mm (1 1/2 in.) to achieve a smooth transition between the prepared areas and the existing coating. The existing coating in the feathered area shall be roughened to insure proper adhesion of the repair coats. The areas cleaned to bare metal shall be spot painted with aluminum epoxy mastic. The intermediate and finish coat shall be spot applied to with at least a 150 mm (6 inch) overlap onto the existing finish coat.

The paint manufacturer's product data sheets shall be available for QA review in the shop and submitted to the Engineer prior to start of field work and the requirements as outlined in the data sheets shall be followed.

Special Instructions.

Painting Date/System Code. At the completion of the work, the Contractor shall stencil in contrasting color paint the date of painting the bridge, the painting Contractors name, and the paint type code from the Structure Information and Procedure Manual for the system used. The letters shall be capitals, not less than 50 mm (2 in.) and not more than 75 mm (3 in.) in height.

The stencil shall contain the following wording "PAINTED BY (insert the name of the painting Contractor)" and shall show the month and year in which the painting was completed, followed by "CODE S" for the Inorganic Zinc/ Acrylic System and "CODE X" for the Organic Zinc/ Epoxy/ Urethane System, all stenciled on successive lines. This information shall be stenciled on the cover plate of a truss end post near the top of the railing, or on the outside face of an outside

stringer near both ends of the bridge facing traffic, or at some equally visible surface designated by the Engineer.

Method of Measurement. Shop cleaning and painting new structures will not be measured for payment. Field cleaning and painting will not be measured for payment except when performed under a contract that contains a separate pay item for this work.

Basis of Payment. This work will be paid for according to Article 506.07.

TEMPORARY SHEET PILING

Effective: September 2, 1994

Revised: December 13, 2002

Description. This work shall consist of furnishing, driving, adjusting for stage construction when required and subsequent removal of the sheet piling according to the dimensions and details shown on the plans and according to the applicable portions of Section 512 of the Standard Specifications.

This work shall also include furnishing, installing and subsequent removal of all miscellaneous steel shapes, plates and connecting hardware when required to attach the sheeting to an existing substructure unit and/or to facilitate stage construction.

General. The Contractor may propose other means of supporting the sides of the excavation provided they are done so at no extra cost to the department. If the Contractor elects to vary from the design requirements shown on the plans, the revised design calculations and details shall be submitted to the Engineer for approval. The calculations shall be prepared and sealed by an Illinois Licensed Structural Engineer. This approval will not relieve the Contractor of responsibility for the safety of the excavation. Approval shall be contingent upon acceptance by all involved utilities and/or railroads.

Material. The sheet piling shall be made of steel and may be new or used material, at the option of the Contractor. The sheet piling shall have a minimum section modulus as shown on the plans or in the approved Contractor's alternate design. The sheeting shall have a minimum yield strength of 265 MPa (38.5 ksi) unless otherwise specified. The sheeting, used by the Contractor, shall be identifiable and in good condition free of bends and other structural defects. The Contractor shall furnish a copy of the published sheet pile section properties to the Engineer for verification purposes. The Engineer's approval will be required prior to driving any sheeting. All driven sheeting not approved by the Engineer shall be removed at the Contractor's expense.

Construction. The Contractor shall verify locations of all underground utilities before driving any sheet piling. Any disturbance or damage to existing structures, utilities or other property, caused by the Contractor's operation, shall be repaired by the Contractor in a manner satisfactory to the Engineer at no additional cost to the Department. The Contractor shall be responsible for determining the appropriate equipment necessary to drive the sheeting to the tip elevation(s) specified on the plans or according to the Contractor's approved design. The sheet piling shall be driven, as a minimum, to the tip elevation(s) specified, prior to commencing any related excavation. If unable to reach the minimum tip elevation, the adequacy of the sheet piling design will require re-evaluation by the Department prior to allowing excavation adjacent to the sheet piling in question. The Contractor shall not excavate below the maximum excavation line shown on the plans without the prior permission of the Engineer. The sheet piling shall remain in place until the Engineer determines it is no longer required.

The sheet piling shall be removed and disposed of by the Contractor when directed by the Engineer. When allowed, the Contractor may elect to cut off a portion of the sheet piling leaving the remainder in place. The remaining sheet piling shall be a minimum of 300 mm (12 in.) below

the finished grade or as directed by the Engineer. Removed sheet piling shall become the property of the Contractor.

When an obstruction is encountered, the Contractor shall notify the Engineer and upon concurrence of the Engineer, the Contractor shall begin working to break up, push aside, or remove the obstruction. An obstruction shall be defined as any object (such as but not limited to, boulders, logs, old foundations etc.) where its presence was not obvious or specifically noted on the plans prior to bidding, that cannot be driven through or around with normal driving procedures, but requires additional excavation or other procedures to remove or miss the obstruction.

Method of Measurement. The temporary sheet piling will be measured for payment in place in square meters (square feet). Any temporary sheet piling cut off, left in place, or driven to dimensions other than those shown on the contract plans without the written permission of the Engineer, shall not be measured for payment but shall be done at the contractor's expense.

If the Contractor is unable to drive the sheeting to the specified tip elevation(s) and can demonstrate that any further effort to drive it would only result in damaging the sheeting, then the Contractor shall be paid based on the plan quantity of temporary sheeting involved. However, no additional payment will be made for any walers, bracing, or other supplement to the temporary sheet piling, which may be required as a result of the re-evaluation in order to insure the original design intent was met.

Basis of Payment. This work will be paid for at the contract unit price per square meter (square foot) for TEMPORARY SHEET PILING.

Payment for any excavation performed in conjunction with this work will not be included in this item but shall be paid for as specified elsewhere in this contract.

Obstruction mitigation shall be paid for according to Article 109.04 of the Standard Specifications.

FABRIC REINFORCED ELASTOMERIC MAT

Effective: July 14, 2000

Revised: September 12, 2003

Description. This work shall consist of furnishing and installing the fabric reinforced elastomeric mat as shown on the plans and as directed by the Engineer.

Materials. The elastomeric material requirements for the reinforced mat shall be according to the following:

The Elastomer Compound for the mat shall be according to AASHTO M 251 for Polychloroprene "50 duro", except the tensile strength shall be 10.3 MPa (1500 psi) minimum or it shall be (EPDM) ethylene propylene diene monomer according to Article 1052.02 of the Standard Specifications.

The composite of the fabric and elastomer shall have a minimum tensile strength of 122.6 x 122.6 N/mm (700 x 700 lb/in) according to ASTM D 378.

The minimum elongation at ultimate tensile strength shall be 30 percent according to ASTM D 412.

The minimum thickness of the reinforced mat shall be 3 mm (1/8 in.).

Threaded studs, washers and nuts shall be according to ASHTO M 164. Flattening plates shall be according to AASHTO M 270M, Grade 250 (M 270, Grade 36).

Method of Measurement. The fabric reinforced elastomeric mat and all hardware necessary to install the mat will not be measured for payment but shall be included in the concrete pay item involved.

BRIDGE DECK CONSTRUCTION (BDE)

Effective: April 1, 2002
Revised: April 1, 2004

Add the following to Article 503.03 of the Standard Specifications:

"(h) Fogging Equipment1103.17(k)"

Add the following after the first sentence of the second paragraph to Article 503.07 of the Standard Specifications:

"When placing Class BD concrete, the discharge end of the pump shall have attached an "S" shaped flexible or rigid conduit, a 90 degree elbow with a minimum of 3 m (10 ft) of flexible conduit placed parallel to the deck, or a similar configuration approved by the Engineer."

Add the following after the second sentence of the ninth paragraph of Article 503.07 of the Standard Specifications:

"When consolidating concrete in bridge decks, the vibrator shall be vertically inserted into the concrete for 3 - 5 seconds, or for a period of time determined by the Engineer."

Add the following after the first paragraph of Article 503.17 of the Standard Specifications:

"For the bridge deck pour, fogging equipment shall be in operation unless the evaporation rate is less than 0.5 kg/sq m/hour (0.1 lb/sq ft/hour) and the Engineer gives permission to turn off the equipment. The evaporation rate shall be determined according to the figure in the Portland Cement Association's publication, "Design and Control of Concrete Mixtures" (refer to the section on plastic shrinkage cracking). The Contractor shall provide temperature, relative humidity, and wind speed measuring equipment.

The fogging equipment shall be adjusted to adequately cover the entire width of the pour.

If there is a delay of more than ten minutes during bridge deck placement, wet burlap shall be used to protect the concrete until operations resume.

Concrete placement operations shall be coordinated to limit the distance between the point of concrete placement and concrete covered with cotton mats for curing. The distance shall not exceed 10.5 m (35 ft). For bridge deck widths greater than 15 m (50 ft), the distance shall not exceed 7.5 m (25 ft)."

Add the following to the end of the first paragraph of Article 503.17(b) of the Standard Specifications to read:

"The concrete in these areas shall be struck off during the deck pour and excess material from the finishing machine shall not be incorporated."

Lolo

In the Coarse Aggregate Gradation table of Article 1004.01(c) of the Standard Specifications revise the percent passing the 12.5 mm (1/2 in.) sieve for gradation CA 7 to "45±15^{4/8 in.}".

In the Coarse Aggregate Gradation table of Article 1004.01(c) of the Standard Specifications revise the percent passing the 12.5 mm (1/2 in.) sieve for gradation CA 11 to "45±15^{5/8 in.}".

Add the following to the Coarse Aggregate Gradation table of the Standard Specifications:

"9/ When Class BD concrete is to be pumped, the coarse aggregate gradation shall have a minimum of 45 percent passing the 12.5 mm (1/2 in.) sieve. The Contractor may combine two or more coarse aggregate sizes, consisting of CA-7, CA-11, CA-13, CA-14, and CA-16, provided a CA-7 or CA-11 is included in the blend."

Revise Article 1020.05(d) of the Standard Specifications to read:

"(d) Class BD Concrete. The maximum mortar factor shall be 0.86."

Add the following to Article 1103.17 of the Standard Specifications:

"(k) Fogging Equipment. Fogging equipment shall consist of a mechanically operated, pressurized system using a triple headed nozzle or an equivalent nozzle. The fogging nozzle shall be capable of producing a fine fog mist that will increase the relative humidity of the air just above the fresh concrete surface without accumulating any water on the concrete. The fogging equipment shall be mounted behind the roller and pan of finishing machine or on a separate foot bridge. Controls shall be designed to vary the volume of water flow, be easily accessible and immediately shut off the water when in the off position. Hand held fogging equipment will not be allowed."

80066

CONCRETE ADMIXTURES (BDE)

Effective: January 1, 2003

Revised: July 1, 2004

Revise Article 1020.05(b) of the Standard Specifications to read:

"(b) Admixtures. Except as specified, the use of admixtures to increase the workability or to accelerate the hardening of the concrete will be permitted only when approved in writing by the Engineer. The Department will maintain an Approved List of Concrete Admixtures. When the Department permits the use of a calcium chloride accelerator, it shall be according to Article 442.02, Note 5.

When the atmosphere or concrete temperature is 18 °C (65 °F) or higher, a retarding admixture meeting the requirements of Article 1021.03 shall be used in the Class BD Concrete and portland cement concrete bridge deck overlays. The amount of retarding admixture to be used will be determined by the Engineer. The proportions of the ingredients of the concrete shall be the same as without the retarding admixture except that the amount of mixing water shall be reduced, as may be necessary, in order to maintain the consistency of the concrete as required. In addition, a high range water-reducing admixture shall be used in Class BD Concrete. The amount of high range water-reducing admixture will be determined by the Engineer. At the option of the Contractor, a water-reducing admixture may be used. Type I cement shall be used.

For Class PC and PS Concrete, a retarding admixture may be added to the concrete mixture when the concrete temperature is 18 °C (65 °F) or higher. Other admixtures may be used when approved by the Engineer, or if specified by the contract. If an accelerating admixture is permitted by the Engineer, it shall be the non-chloride type.

At the Contractor's option, admixtures in addition to an air-entraining admixture may be used for Class PP-1 concrete. The accelerator shall be the non-chloride type. If a water-reducing or retarding admixture is used, the cement factor may be reduced a maximum 18 kg/cu m (0.30 hundredweight/cu yd). If a high range water-reducing admixture is used, the cement factor may be reduced a maximum 36 kg/cu m (0.60 hundredweight/cu yd). Cement factor reductions shall not be cumulative when using multiple admixtures. An accelerator shall always be added prior to a high range water-reducing admixture, if both are used.

If Class C fly ash or ground granulated blast-furnace slag is used in Class PP-1 concrete, a water-reducing or high range water-reducing admixture shall be used. However, the cement factor shall not be reduced if a water-reducing, retarding, or high range water-reducing admixture is used. In addition, an accelerator shall not be used.

For Class PP-2 or PP-3 concrete, a non-chloride accelerator followed by a high range water-reducing admixture shall be used, in addition to the air-entraining admixture. For Class PP-3 concrete, the non-chloride accelerator shall be calcium nitrite.

For Class PP-2 or PP-3 concrete, the Contractor has the option to use a water-reducing admixture. A retarding admixture shall not be used unless approved by the Engineer. A water-reducing, retarding, or high range water-reducing admixture shall not be used to reduce the cement factor.

When the air temperature is less than 13 °C (55 °F) for Class PP-1 or PP-2 concrete, the non-chloride accelerator shall be calcium nitrite.

For Class PP-4 concrete, a high range water-reducing admixture shall be used in addition to the air-entraining admixture. The Contractor has the option to use a water-reducing admixture. An accelerator shall not be used. For stationary or truck mixed concrete, a retarding admixture shall be used to allow for haul time. The Contractor has the option to use a mobile portland cement concrete plant according to Article 1103.04, but a retarding admixture shall not be used unless approved by the Engineer. A water-reducing, retarding, or high range water-reducing admixture shall not be used to reduce the cement factor.

If the Department specifies a calcium chloride accelerator for Class PP-1 concrete, the maximum chloride dosage shall be 1.0 L (1.0 quart) of solution per 45 kg (100 lb) of cement. The dosage may be increased to a maximum 2.0 L (2.0 quarts) per 45 kg (100 lb) of cement if approved by the Engineer. If the Department specifies a calcium chloride accelerator for Class PP-2 concrete, the maximum chloride dosage shall be 1.3 L (1.3 quarts) of solution per 45 kg (100 lb) of cement. The dosage may be increased to a maximum 2.6 L (2.6 quarts) per 45 kg (100 lb) of cement if approved by the Engineer.

For Class PV, MS, SI, RR, SC and SH concrete, at the option of the Contractor, or when specified by the Engineer, a water-reducing admixture or a retarding admixture may be used. The amount of water-reducing admixture or retarding admixture permitted will be determined by the Engineer. The air-entraining admixture and other admixtures shall be added to the concrete separately, and shall be permitted to intermingle only after they have separately entered the concrete batch. The sequence, method and equipment for adding the admixtures shall be approved by the Engineer. The water-reducing admixture shall not delay the initial set of the concrete by more than one hour. Type I cement shall be used.

When a water-reducing admixture is added, a cement factor reduction of up to 18 kg/cu m (0.30 hundredweight/cu yd), from the concrete designed for a specific slump without the admixture, will be permitted for Class PV, MS, SI, RR, SC and SH concrete. When an approved high range water-reducing admixture is used, a cement factor reduction of up to 36 kg/cu m (0.60 hundredweight/cu yd), from a specific water cement/ratio without the admixture, will be permitted based on a 14 percent minimum water reduction. This is applicable to Class PV, MS, SI, RR, SC and SH concrete. A cement factor below 320 kg/cu m (5.35 hundredweight/cu yd) will not be permitted for Class PV, MS, SI, RR, SC and SH concrete. A cement factor reduction will not be

allowed for concrete placed underwater. Cement factor reductions shall not be cumulative when using multiple admixtures.

For use of admixtures to control concrete temperature, refer to Articles 1020.14(a) and 1020.14(b).

The maximum slumps given in Table 1 may be increased to 175 mm (7 in.) when a high range water-reducing admixture is used for all classes of concrete except Class PV and PP."

Revise Section 1021 of the Standard Specifications to read:

"SECTION 1021. CONCRETE ADMIXTURES

1021.01 General. Admixtures shall be furnished in liquid form ready for use. The admixtures may be delivered in the manufacturer's original containers, bulk tank trucks or such containers or tanks as are acceptable to the Engineer. Delivery shall be accompanied by a ticket which clearly identifies the manufacturer and trade name of the material. Containers shall be readily identifiable to the satisfaction of the Engineer as to manufacturer and trade name of the material they contain.

Prior to inclusion of a product on the Department's Approved List of Concrete Admixtures, the manufacturer shall submit a report prepared by an independent laboratory accredited by the AASHTO Accreditation Program. The report shall show the results of physical tests conducted no more than five years prior to the time of submittal, according to applicable specifications.

Tests shall be conducted using materials and methods specified on a "test" concrete and a "reference" concrete, together with a certification that no changes have been made in the formulation of the material since the performance of the tests. Per the manufacturer's option, the cement content for all required tests shall either be according to applicable specifications or 335 kg/cu m (5.65 cwt/cu yd). Compressive strength test results for six months and one year will not be required.

In addition to the report, the manufacturer shall submit AASHTO T 197 water content and set time test results on the standard cement used by the Department. The test and reference concrete mixture shall contain a cement content of 335 kg/cu m (5.65 cwt/cu yd). The manufacturer may select their lab or an independent lab to perform this testing. The laboratory is not required to be accredited by the AASHTO Accreditation Program.

Prior to the approval of an admixture, the Engineer may conduct all or part of the applicable tests on a sample that is representative of the material to be furnished. The test and reference concrete mixtures tested by the Engineer will contain a cement content of 335 kg/cu m (5.65 cwt/cu yd). For freeze-thaw testing, the Department will perform the test according to Illinois Modified AASHTO T 161, Procedure B.

The manufacturer shall include in the submittal the following information according to ASTM C 494; the average and manufacturing range of specific gravity, the average and manufacturing range of solids in the solution, and the average and manufacturing range of pH. The submittal shall also include an infrared spectrophotometer trace no more than five years old.

When test results are more than seven years old, the manufacturer shall re-submit the infrared spectrophotometer trace and the report prepared by an independent laboratory accredited by the AASHTO Accreditation Program.

All admixtures, except chloride-based accelerators, shall contain no more than 0.3 percent chloride by mass (weight).

1021.02 Air-Entraining Admixtures. Air-entraining admixtures shall conform to the requirements of AASHTO M 154.

If the manufacturer certifies that the air-entraining admixture is an aqueous solution of Vinsol resin that has been neutralized with sodium hydroxide (caustic soda), testing for compliance with the requirements may be waived by the Engineer. In the certification, the manufacturer shall show complete information with respect to the formulation of the solution, including the number of parts of Vinsol resin to each part of sodium hydroxide. Before the approval of its use is granted, the Engineer will test the solution for its air-entraining quality in comparison with a solution prepared and kept for that purpose.

1021.03 Retarding and Water-Reducing Admixtures. The admixture shall comply with the following requirements:

- (a) The retarding admixture shall comply with the requirements of AASHTO M 194, Type B (retarding) or Type D (water-reducing and retarding).
- (b) The water-reducing admixture shall comply with the requirements of AASHTO M 194, Type A.
- (c) The high range water-reducing admixture shall comply with the requirements of AASHTO M 194, Type F (high range water-reducing) or Type G (high range water-reducing and retarding).

When a Type F or Type G high range water-reducing admixture is used, water-cement ratios shall be a minimum of 0.32.

Type F or Type G admixtures may be used, subject to the following restrictions:

For Class MS, SI, RR, SC and SH concrete, the water-cement ratio shall be a maximum of 0.44.

The Type F or Type G admixture shall be added at the jobsite unless otherwise directed by the Engineer. The initial slump shall be a minimum of 40 mm (1 1/2 in.)

prior to addition of the Type F or Type G admixture, except as approved by the Engineer.

When a Type F or Type G admixture is used, retempering with water or with a Type G admixture will not be allowed. An additional dosage of a Type F admixture, not to exceed 40 percent of the original dosage, may be used to retemper concrete once, provided set time is not unduly affected. A second retempering with a Type F admixture may be used for all classes of concrete except Class PP and SC, provided that the dosage does not exceed the dosage used for the first retempering, and provided that the set time is not unduly affected. No further retempering will be allowed.

Air tests shall be performed after the addition of the Type F or Type G admixture.

1021.04 Set Accelerating Admixtures. The admixture shall comply with the requirements of AASHTO M 194, Type C (accelerating) or Type E (water reducing and accelerating)"

80094

CORRUGATED METAL PIPE CULVERTS (BDE)

Effective: August 1, 2003
Revised: July 1, 2004

Revise the fourth paragraph of Article 542.04(d) of the Standard Specifications to read:

"When corrugated steel or aluminum alloy culvert pipe (including bituminous coated steel or aluminum and pre-coated steel) is used, the pipe shall be placed such that the longitudinal lap is placed at the sides and separate sections of pipe shall be joined with a hugger-type band. When the pipes are fabricated with a smooth sleeve-type coupler, the gasket shall meet the requirements of Article 1006.01."

Add the following paragraph after the first paragraph of Article 1006.01 of the Standard Specifications:

"Round pipes 1200 mm (48 in.) in diameter and smaller may be fabricated with a smooth sleeve-type coupler. Gasket material on the smooth sleeve-type coupler shall be polyisoprene or equal with a durometer hardness of 45 ± 5 (ASTM D 2240, Shore A). Pipe used with smooth sleeve-type couplers shall contain a homing mark that indicates when the joint is tight. The homing mark shall consist of a painted stripe around the circumference of the male end of the pipe."

Delete the last sentence of the first paragraph of Article 1006.01(a) of the Standard Specifications.

Add the following paragraph after the first paragraph of Article 1006.03 of the Standard Specifications:

"Round pipes 1200 mm (48 in.) in diameter and smaller may be fabricated with a smooth sleeve-type coupler. Gasket material on the smooth sleeve-type coupler shall be polyisoprene or equal with a durometer hardness of 45 ± 5 (ASTM D 2240, Shore A). Pipe used with smooth sleeve-type couplers shall contain a homing mark that indicates when the joint is tight. The homing mark shall consist of a painted stripe around the circumference of the male end of the pipe."

80102

CURING AND PROTECTION OF CONCRETE CONSTRUCTION (BDE)

Effective: January 1, 2004

Revise the second and third sentences of the eleventh paragraph of Article 503.06 of the Standard Specifications to read:

"Forms on substructure units shall remain in place at least 24 hours. The method of form removal shall not result in damage to the concrete."

Delete the twentieth paragraph of Article 503.22 of the Standard Specifications.

Revise the "Unit Price Adjustments" table of Article 503.22 of the Standard Specifications to read:

"UNIT PRICE ADJUSTMENTS"	
Type of Construction	Percent Adjustment in Unit Price
For concrete in substructures, culverts (having a waterway opening of more than 1 sq m (10 sq ft)), pump houses, and retaining walls (except concrete pilings, footings and foundation seals):	
When protected by: Protection Method II	115%
Protection Method I	110%
For concrete in superstructures:	
When protected by: Protection Method II	123%
Protection Method I	115%
For concrete in footings:	
When protected by: Protection Method I, II or III	107%
For concrete in slope walls:	
When protected by: Protection Method I	107%"

Delete the fourth paragraph of Article 504.05(a) of the Standard Specifications.

Revise the second and third sentences of the fifth paragraph of Article 504.05(a) of the Standard Specifications to read:

"All test specimens shall be cured with the units according to Article 1020.13."

Revise the first paragraph of Article 504.06(c)(6) of the Standard Specifications to read:

"Curing and Low Air Temperature Protection. The curing and protection for precast, prestressed concrete members shall be according to Article 1020.13 and this Article."

Revise the first sentence of the second paragraph of Article 504.06(c)(6) of the Standard Specifications to read:

"For curing, air vents shall be in place, and shall be so arranged that no water can enter the void tubes during the curing of the members."

Revise the first sentence of the third paragraph of Article 504.06(c)(6) of the Standard Specifications to read:

"As soon as each member is finished, the concrete shall be covered with curing material according to Article 1020.13."

Revise the eighth paragraph of Article 504.06(c)(6) of the Standard Specifications to read:

"The prestressing force shall not be transferred to any member before the concrete has attained the compressive strength of 28,000 kPa (4000 psi) or other higher compressive release strength specified on the plans, as determined from tests of 150 mm (6 in.) by 300 mm (12 in.) cylinders cured with the member according to Article 1020.13. Members shall not be shipped until 28-day strengths have been attained and members have a yard age of at least 4 days."

Delete the third paragraph of Article 512.03(a) of the Standard Specifications.

Delete the last sentence of the second paragraph of Article 512.04(d) of the Standard Specifications.

Revise the "Index Table of Curing and Protection of Concrete Construction" table of Article 1020.13 of the Standard Specifications to read:

"INDEX TABLE OF CURING AND PROTECTION OF CONCRETE CONSTRUCTION"			
TYPE OF CONSTRUCTION	CURING METHODS	CURING PERIOD DAYS	LOW AIR TEMPERATURE PROTECTION METHODS
Cast-in-Place Concrete: ^{11/}			
Pavement Shoulder	1020.13(a)(1)(2)(3)(4)(5) ^{3/5/}	3	1020.13(c)
Base Course			
Base Course Widening	1020.13(a)(1)(2)(3)(4)(5) ^{1/2/}	3	1020.13(c)
Driveway			
Median			
Curb			
Gutter	1020.13(a)(1)(2)(3)(4)(5) ^{4/5/}	3	1020.13(c) ^{16/}
Curb and Gutter			
Sidewalk			
Slope Wall			
Paved Ditch			
Catch Basin			
Manhole	1020.13(a)(1)(2)(3)(4)(5) ^{4/}	3	1020.13(c)
Inlet			
Valve Vault			
Pavement Patching	1020.13(a)(1)(2)(3)(4)(5) ^{2/}	3 ^{12/}	1020.13(c)
Pavement Replacement	1020.13(a)(1)(2)(3)(4)(5) ^{1/2/}	3	442.06(h) and 1020.13(c)
Railroad Crossing	1020.13(a)(3)(5)	1	1020.13(c)
Piles	1020.13(a)(3)(5)	7	1020.13(e)(1)(2)(3)
Footings			
Foundation Seals	1020.13(a)(1)(2)(3)(4)(5) ^{4/5/}	7	1020.13(e)(1)(2)(3)
Substructure	1020.13(a)(1)(2)(3)(4)(5) ^{3/7/}	7	1020.13(e)(1)(2)(3)
Superstructure (except deck)	1020.13(a)(1)(2)(3)(5) ^{8/}	7	1020.13(e)(1)(2)
Deck	1020.13(a)(5)	7	1020.13(e)(1)(2) ^{17/}
Retaining Walls	1020.13(a)(1)(2)(3)(4)(5) ^{17/}	7	1020.13(e)(1)(2)
Pump Houses	1020.13(a)(1)(2)(3)(4)(5) ^{1/}	7	1020.13(e)(1)(2)
Culverts	1020.13(a)(1)(2)(3)(4)(5) ^{4/5/}	7	1020.13(e)(1)(2) ^{18/}
Other Incidental Concrete	1020.13(a)(1)(2)(3)(5)	3	1020.13(c)
Precast Concrete: ^{11/}			
Bridge Beams			
Piles			
Bridge Slabs	1020.13(a)(3)(5) ^{9/10/}	As required.	^{13/} 504.06(c)(6), 1020.13(e)(2) ^{19/}
Nelson Type Structural Member			
All Other Precast Items	1020.13(a)(3)(4)(5) ^{2/3/10/}	As required.	^{14/} 504.06(c)(6), 1020.13(e)(2) ^{19/}
Precast, Prestressed Concrete: ^{11/}			
All Items	1020.13(a)(3)(5) ^{9/10/}	Until strand tensioning is released. ^{15/}	504.06(c)(6), 1020.13(e)(2) ^{19/}

Notes-General:

- 1/ Type I, membrane curing only
- 2/ Type II, membrane curing only
- 3/ Type III, membrane curing only
- 4/ Type I, II and III membrane curing
- 5/ Membrane curing will not be permitted between November 1 and April 15.
- 6/ The use of water to inundate footings, foundation seals or the bottom slab of culverts is permissible when approved by the Engineer, provided the water temperature can be maintained at 7 °C (45 °F) or higher.
- 7/ Asphalt Emulsion for Waterproofing may be used in lieu of other curing methods when specified and permitted according to Article 503.18.
- 8/ On non-traffic surfaces which receive protective coat according to Article 503.19, a linseed oil emulsion curing compound may be used as a substitute for protective coat and other curing methods. The linseed emulsion curing compound will be permitted between April 16 and October 31 of the same year, provided it is applied with a mechanical sprayer according to Article 1101.09 (b), and meets the material requirements of Article 1022.07.
- 9/ Steam curing (heat and moisture) is acceptable and shall be accomplished by the method specified in Article 504.06(c)(6).
- 10/ A moist room according to AASHTO M 201 is acceptable for curing.
- 11/ If curing is required and interrupted because of form removal for cast-in-place concrete items, precast concrete products, or precast prestressed concrete products, the curing shall be resumed within two hours from the start of the form removal.
- 12/ Curing maintained only until opening strength is attained, with a maximum curing period of three days.
- 13/ The curing period shall end when the concrete has attained the mix design strength. The producer has the option to discontinue curing when the concrete has attained 80 percent of the mix design strength or after seven days. All strength test specimens shall remain with the units and shall be subjected to the same curing method and environmental condition as the units, until the time of testing.
- 14/ The producer shall determine the curing period or may elect to not cure the product. All strength test specimens shall remain with the units and shall be subjected to the same curing method and environmental condition as the units, until the time of testing.
- 15/ The producer has the option to continue curing after strand release.
- 16/ When structural steel or structural concrete is in place above slope wall, Article 1020.13(c) shall not apply. The protection method shall be according to Article 1020.13(e)(1).
- 17/ When Article 1020.13(e)(2) is used to protect the deck, the housing may enclose only the bottom and sides. The top surface shall be protected according to Article 1020.13(e)(1).
- 18/ For culverts having a waterway opening of 1 sq m (10 sq ft) or less, the culverts may be protected according to Article 1020.13(e)(3).
- 19/ The seven day protection period in the first paragraph of Article 1020.13(e)(2) shall not apply. The protection period shall end when curing is finished. For the third paragraph of Article 1020.13(e)(2), the decrease in temperature shall be according to Article 504.06(c)(6)."

Add the following to Article 1020.13(a) of the Standard Specifications:

"(5) Wetted Cotton Mat Method. After the surface of concrete has been textured or finished, it shall be covered immediately with dry cotton mats. The cotton mats shall be placed in a manner which will not mar the concrete surface. A texture resulting from the cotton mat material is acceptable. The cotton mats shall then be wetted immediately and thoroughly soaked with a gentle spray of water. For bridge decks, a foot bridge shall be used to place and wet the cotton mats.

The cotton mats shall be maintained in a wetted condition until the concrete has hardened sufficiently to place soaker hoses without marring the concrete surface. The soaker hoses shall be placed on top of the cotton mats at a maximum 1.2 m (4 ft) spacing. The cotton mats shall be kept wet with a continuous supply of water for the remainder of the curing period. Other continuous wetting systems may be used if approved by the Engineer.

After placement of the soaker hoses, the cotton mats shall be covered with white polyethylene sheeting or burlap-polyethylene blankets.

For construction items other than bridge decks, soaker hoses or a continuous wetting system will not be required if the alternative method keeps the cotton mats wet. Periodic wetting of the cotton mats is acceptable.

For areas inaccessible to the cotton mats on bridge decks, curing shall be according to Article 1020.13(a)(3)."

Revise the first paragraph of Article 1020.13(c) of the Standard Specifications to read:

"Protection of Portland Cement Concrete, Other Than Structures, From Low Air Temperatures. When the official National Weather Service forecast for the construction area predicts a low of 0 °C (32 °F), or lower, or if the actual temperature drops to 0 °C (32 °F), or lower, concrete less than 72 hours old shall be provided at least the following protection:"

Delete Article 1020.13(d) and Articles 1020.13(d)(1),(2),(3),(4) of the Standard Specifications.

Revise the first five paragraphs of Article 1020.13(e) of the Standard Specifications to read:

"Protection of Portland Cement Concrete Structures From Low Air Temperatures. When the official National Weather Service Forecast for the construction area predicts a low below 7 °C (45 °F), or if the actual temperature drops below 7 °C (45 °F), concrete less than 72 hours old shall be provided protection. Concrete shall also be provided protection when placed during the winter period of December 1 through March 15. Concrete shall not be placed until the materials, facilities and equipment for protection are approved by the Engineer.

When directed by the Engineer, the Contractor may be required to place concrete during the winter period. If winter construction is specified, the Contractor shall proceed with the construction, including concrete, excavation, pile driving, steel erection and all appurtenant work required for the complete construction of the item, except at times when weather conditions make such operations impracticable.

Regardless of the precautions taken, the Contractor shall be responsible for protection of the concrete placed and any concrete damaged by cold temperatures shall be removed and replaced by the Contractor at his/her own expense."

Add the following at the end of the third paragraph of Article 1020.13(e)(1) of the Standard Specifications:

"The Contractor shall provide means for checking the temperature of the surface of the concrete during the protection period."

Revise the second sentence of the first paragraph of Article 1020.13(e)(2) of the Standard Specifications to read:

"The Contractor shall provide means for checking the temperature of the surface of the concrete or air temperature within the housing during the protection period."

Delete the last sentence of the first paragraph of Article 1020.13(e)(3) of the Standard Specifications.

Add the following Article to Section 1022 of the Standard Specifications:

"1022.06 Cotton Mats. Cotton mats shall consist of a cotton fill material, minimum 400 g/sq m (11.8 oz/sq yd), covered with unsized cloth or burlap, minimum 200 g/sq m (5.9 oz/sq yd), and be tufted or stitched to maintain stability.

Cotton mats shall be in a condition satisfactory to the Engineer. Any tears or holes in the mats shall be repaired.

Add the following Article to Section 1022 of the Standard Specifications:

"1022.07 Linseed Oil Emulsion Curing Compound. Linseed oil emulsion curing compound shall be composed of a blend of boiled linseed oil and high viscosity, heavy bodied linseed oil emulsified in a water solution. The curing compound shall meet the requirements of a Type I, II, or III according to Article 1022.01, except the drying time requirement will be waived. The oil phase shall be 50 ± 4 percent by volume. The oil phase shall consist of 80 percent by mass (weight) boiled linseed oil and 20 percent by mass (weight) Z-8 viscosity linseed oil. The water phase shall be 50 ± 4 percent by volume."

Revise Article 1020.14 of the Standard Specifications to read:

"1020.14 Temperature Control for Placement. Temperature control for concrete placement shall conform to the following requirements:

- (a) Temperature Control other than Structures. The temperature of concrete immediately before placing, shall be not less than 10 °C (50 °F) nor more than 32 °C (90 °F). Aggregates and/or water shall be heated or cooled as necessary to produce concrete within these temperature limits.

When the temperature of the plastic concrete reaches 30 °C (85 °F), an approved retarding admixture shall be used or the approved water reducing admixture in use shall have its dosage increased by 50 percent over the dosage recommended on the Department's Approved List of Concrete Admixtures for the temperature experienced. The amount of retarding admixture to be used will be determined by the Engineer. This requirement may be waived by the Engineer when fly ash compensated mixtures are used.

Plastic concrete temperatures up to 35 °C (96 °F), as placed, may be permitted provided job site conditions permit placement and finishing without excessive use of water on and/or overworking of the surface. The occurrence within 24 hours of unusual surface distress shall be cause to revert to a maximum 32 °C (90 °F) plastic concrete temperature.

Concrete shall not be placed when the air temperature is below 5 °C (40 °F) and falling or below 2 °C (35 °F), without permission of the Engineer. When placing of concrete is authorized during cold weather, the Engineer may require the water and/or the aggregates to be heated to not less than 20 °C (70 °F) nor more than 65 °C (150 °F). The aggregates may be heated by either steam or dry heat prior to being placed in the mixer. The apparatus used shall heat the mass uniformly and shall be so arranged as to preclude the possible occurrence of overheated areas which might damage the materials. No frozen aggregates shall be used in the concrete.

For pavement patching, refer to Article 442.06(e) for additional information on temperature control for placement.

- (b) Temperature Control for Structures. The temperature of concrete as placed in the forms shall be not less than 10 °C (50 °F) nor more than 32 °C (90 °F). Aggregates and/or water shall be heated or cooled as necessary to produce concrete within these temperature limits. When insulated forms are used, the temperature of the concrete mixture shall not exceed 25 °C (80 °F). If the Engineer determines that heat of hydration might cause excessive temperatures in the concrete, the concrete shall be placed at a temperature between 10 °C (50 °F) and 15 °C (60 °F), per the Engineer's instructions. When concrete is placed in contact with previously placed concrete, the temperature of the concrete may be increased as required to offset anticipated heat loss.

Concrete shall not be placed when the air temperature is below 7 °C (45 °F) and falling or below 4 °C (40 °F), without permission of the Engineer. When placing of concrete is

authorized during cold weather, the Engineer may require the water and/or the aggregates to be heated to not less than 20 °C (70 °F) nor more than 65 °C (150 °F). The aggregates may be heated by either steam or dry heat prior to being placed in the mixer. The apparatus used shall heat the mass uniformly and shall be so arranged as to preclude the possible occurrence of overheated areas which might damage the materials. No frozen aggregates shall be used in the concrete.

When the temperature of the plastic concrete reaches 30 °C (85 °F), an approved retarding admixture shall be used or the approved water reducing admixture in use shall have its dosage increased by 50 percent over the dosage recommended on the Department's Approved List of Concrete Admixtures for the temperature experienced. The amount of retarding admixture to be used will be determined by the Engineer. This requirement may be waived by the Engineer when fly ash compensated mixtures are used.

- (c) Temperature. The concrete temperature shall be determined according to ASTM C 1064."

80114

DISADVANTAGED BUSINESS ENTERPRISE PARTICIPATION (DBE)

Effective: September 1, 2000

Revised: June 1, 2004

FEDERAL OBLIGATION. The Department of Transportation, as a recipient of federal financial assistance, is required to take all necessary and reasonable steps to ensure nondiscrimination in the award and administration of contracts. Consequently, the federal regulatory provisions of 49 CFR part 26 apply to this contract concerning the utilization of disadvantaged business enterprises. This Special Provision will also be used by the Department to satisfy the requirements of the Business Enterprise for Minorities, Females, and Persons with Disabilities Act, 30 ILCS 575. For the purposes of this Special Provision, a disadvantaged business enterprise (DBE) means a business certified by the Department in accordance with the requirements of 49 CFR part 26 and listed in the DBE Directory or most recent addendum.

CONTRACTOR ASSURANCE. The Contractor makes the following assurance and agrees to include the assurance in each subcontract that the Contractor signs with a subcontractor:

The contractor, subrecipient or subcontractor shall not discriminate on the basis of race, color, national origin, or sex in the performance of this contract. The contractor shall carry out applicable requirements of 49 CFR part 26 in the award and administration of federally-assisted contracts. Failure by the contractor to carry out these requirements is a material breach of this contract, which may result in the termination of this contract or such other remedy as the recipient deems appropriate.

OVERALL GOAL SET FOR THE DEPARTMENT. As a requirement of compliance with 49 CFR part 26, the Department has set an overall goal for DBE participation in its federally assisted contracts. That goal applies to all federal-aid funds the Department will expend in its federally assisted contracts for the subject reporting fiscal year. The Department is required to make a good faith effort to achieve the overall goal. The dollar amount paid to all approved DBE firms performing work called for in this contract is eligible to be credited toward fulfillment of the Department's overall goal.

CONTRACT GOAL TO BE ACHIEVED BY THE CONTRACTOR. This contract includes a specific DBE utilization goal established by the Department. The goal has been included because the Department has determined that the work of this contract has subcontracting opportunities that may be suitable for performance by DBE companies. This determination is based on an assessment of the type of work, the location of the work, and the availability of DBE companies to do a part of the work. The assessment indicates that, in the absence of unlawful discrimination, and in an arena of fair and open competition, DBE companies can be expected to perform 12 % of the work. This percentage is set as the DBE participation goal for this contract. Consequently, in addition to the other award criteria established for this contract, the Department will award this contract to a bidder who makes a good faith effort to meet this goal of DBE participation in the performance of the work. A bidder makes a good faith effort for award consideration if either of the following is done in accordance with the procedures set forth in this Special Provision:

- (a) The bidder documents that firmly committed DBE participation has been obtained to meet the goal; or
- (b) The bidder documents that a good faith effort has been made to meet the goal, even though the effort did not succeed in obtaining enough DBE participation to meet the goal.

DBE LOCATOR REFERENCES. Bidders may consult the DBE Directory as a reference source for DBE companies certified by the Department. In addition, the Department maintains a letting and item specific DBE locator information system whereby DBE companies can register their interest in providing quotes on particular bid items advertised for letting. Information concerning DBE companies willing to quote work for particular contracts may be obtained by contacting the Department's Bureau of Small Business Enterprises at telephone number (217)785-4611, or by visiting the Department's web site at www.dot.state.il.us.

BIDDING PROCEDURES. Compliance with the bidding procedures of this Special Provision is required prior to the award of the contract and the failure of the as-read low bidder to comply will render the bid nonresponsive.

- (a) In order to assure the timely award of the contract, the as-read low bidder must submit a Disadvantaged Business Utilization Plan on Department form SBE 2026 within seven (7) working days after the date of letting. To meet the seven (7) day requirement, the bidder may send the Plan by certified mail or delivery service within the seven (7) working day period. If a question arises concerning the mailing date of a Plan, the mailing date will be established by the U.S. Postal Service postmark on the original certified mail receipt from the U.S. Postal Service or the receipt issued by a delivery service. It is the responsibility of the as-read low bidder to ensure that the postmark or receipt date is affixed within the seven (7) working days if the bidder intends to rely upon mailing or delivery to satisfy the submission day requirement. The Plan is to be submitted to the Department of Transportation, Bureau of Small Business Enterprises, Contract Compliance Section, 2300 South Dirksen Parkway, Room 319, Springfield, Illinois 62764 (Telefax: (217)785-1524). It is the responsibility of the bidder to obtain confirmation of telefax delivery. The Department will not accept a Utilization Plan if it does not meet the seven (7) day submittal requirement, and the bid will be declared nonresponsive. In the event the bid is declared nonresponsive due to a failure to submit a Plan or failure to comply with the bidding procedures set forth herein, the Department may elect to cause the forfeiture of the penal sum of the bidder's proposal guaranty, and may deny authorization to bid the project if re-advertised for bids. The Department reserves the right to invite any other bidder to submit a Utilization Plan at any time for award consideration or to extend the time for award.
- (b) The Utilization Plan shall indicate that the bidder either has obtained sufficient DBE participation commitments to meet the contract goal or has not obtained enough DBE participation commitments in spite of a good faith effort to meet the goal. The Utilization Plan shall further provide the name, telephone number and telefax number of a

responsible official of the bidder designated for purposes of notification of plan approval or disapproval under the procedures of this Special Provision.

(c) The Utilization Plan shall include a DBE Participation Commitment Statement, Department form SBE 2025, for each DBE proposed for the performance of work to achieve the contract goal. The signatures on these forms must be original signatures. All elements of information indicated on the said form shall be provided, including but not limited to the following:

- (1) The name and address of each DBE to be used;
- (2) A description, including pay item numbers, of the commercially useful work to be done by each DBE;
- (3) The price to be paid to each DBE for the identified work specifically stating the quantity, unit price and total subcontract price for the work to be completed by the DBE. If partial pay items are to be performed by the DBE, indicate the portion of each item, a unit price where appropriate and the subcontract price amount;
- (4) A commitment statement signed by the bidder and each DBE evidencing availability and intent to perform commercially useful work on the project; and
- (5) If the bidder is a joint venture comprised of DBE firms and non-DBE firms, the plan must also include a clear identification of the portion of the work to be performed by the DBE partner(s).

(d) The contract will not be awarded until the Utilization Plan submitted by the bidder is approved. The Utilization Plan will be approved by the Department if the Plan commits sufficient commercially useful DBE work performance to meet the contract goal. The Utilization Plan will not be approved by the Department if the Plan does not commit sufficient DBE performance to meet the contract goal unless the bidder documents that it made a good faith effort to meet the goal. The good faith procedures of Section VIII of this special provision apply. If the Utilization Plan is not approved because it is deficient in a technical matter, unless waived by the Department, the bidder will be notified and will be allowed no less than a five (5) working day period in order to cure the deficiency.

CALCULATING DBE PARTICIPATION. The Utilization Plan values represent work anticipated to be performed and paid for upon satisfactory completion. The Department is only able to count toward the achievement of the overall goal and the contract goal the value of payments made for the work actually performed by DBE companies. In addition, a DBE must perform a commercially useful function on the contract to be counted. A commercially useful function is generally performed when the DBE is responsible for the work and is carrying out its responsibilities by actually performing, managing, and supervising the work involved. The Department and Contractor are governed by the provisions of 49 CFR part 26.55(c) on questions of commercially useful functions as it affects the work. Specific counting guidelines

are provided in 49 CFR part 26.55, the provisions of which govern over the summary contained herein.

- (a) DBE as the Contractor: 100% goal credit for that portion of the work performed by the DBE's own forces, including the cost of materials and supplies. Work that a DBE subcontracts to a non-DBE firm does not count toward the DBE goals.
- (b) DBE as a joint venture Contractor: 100% goal credit for that portion of the total dollar value of the contract equal to the distinct, clearly defined portion of the work performed by the DBE's own forces.
- (c) DBE as a subcontractor: 100% goal credit for the work of the subcontract performed by the DBE's own forces, including the cost of materials and supplies, excluding the purchase of materials and supplies or the lease of equipment by the DBE subcontractor from the prime contractor or its affiliates. Work that a DBE subcontractor in turn subcontracts to a non-DBE firm does not count toward the DBE goal.
- (d) DBE as a trucker: 100% goal credit for trucking participation provided the DBE is responsible for the management and supervision of the entire trucking operation for which it is responsible. At least one truck owned, operated, licensed and insured by the DBE must be used on the contract. Credit will be given for the full value of all such DBE trucks operated using DBE employed drivers. Goal credit will be limited to the value of the reasonable fee or commission received by the DBE if trucks are leased from a non-DBE company.
- (e) DBE as a material supplier:
 - (1) 60% goal credit for the cost of the materials or supplies purchased from a DBE regular dealer.
 - (2) 100% goal credit for the cost of materials or supplies obtained from a DBE manufacturer.
 - (3) 100% credit for the value of reasonable fees and commissions for the procurement of materials and supplies if not a regular dealer or manufacturer.

GOOD FAITH EFFORT PROCEDURES. If the bidder cannot obtain sufficient DBE commitments to meet the contract goal, the bidder must document in the Utilization Plan the good faith efforts made in the attempt to meet the goal. This means that the bidder must show that all necessary and reasonable steps were taken to achieve the contract goal. Necessary and reasonable steps are those which could reasonably be expected to obtain sufficient DBE participation. The Department will consider the quality, quantity and intensity of the kinds of efforts that the bidder has made. Mere *pro forma* efforts are not good faith efforts; rather, the bidder is expected to have taken those efforts that would be reasonably expected of a bidder actively and aggressively trying to obtain DBE participation sufficient to meet the contract goal.

(a) The following is a list of types of action that the Department will consider as part of the evaluation of the bidder's good faith efforts to obtain participation. These listed factors are not intended to be a mandatory checklist and are not intended to be exhaustive. Other factors or efforts brought to the attention of the Department may be relevant in appropriate cases, and will be considered by the Department.

(1) Soliciting through all reasonable and available means (e.g. attendance at pre-bid meetings, advertising and/or written notices) the interest of all certified DBE companies that have the capability to perform the work of the contract. The bidder must solicit this interest within sufficient time to allow the DBE companies to respond to the solicitation. The bidder must determine with certainty if the DBE companies are interested by taking appropriate steps to follow up initial solicitations.

(2) Selecting portions of the work to be performed by DBE companies in order to increase the likelihood that the DBE goals will be achieved. This includes, where appropriate, breaking out contract work items into economically feasible units to facilitate DBE participation, even when the prime contractor might otherwise prefer to perform these work items with its own forces.

(3) Providing interested DBE companies with adequate information about the plans, specifications, and requirements of the contract in a timely manner to assist them in responding to a solicitation.

(4) a. Negotiating in good faith with interested DBE companies. It is the bidder's responsibility to make a portion of the work available to DBE subcontractors and suppliers and to select those portions of the work or material needs consistent with the available DBE subcontractors and suppliers, so as to facilitate DBE participation. Evidence of such negotiation includes the names, addresses, and telephone numbers of DBE companies that were considered; a description of the information provided regarding the plans and specifications for the work selected for subcontracting; and evidence as to why additional agreements could not be reached for DBE companies to perform the work.

b. A bidder using good business judgment would consider a number of factors in negotiating with subcontractors, including DBE subcontractors, and would take a firm's price and capabilities as well as contract goals into consideration. However, the fact that there may be some additional costs involved in finding and using DBE companies is not in itself sufficient reason for a bidder's failure to meet the contract DBE goal, as long as such costs are reasonable. Also, the ability or desire of a prime contractor to perform the work of a contract with its own organization does not relieve the bidder of the responsibility to make good faith efforts. Prime contractors are not, however, required to accept higher quotes from DBE companies if the price difference is excessive or unreasonable.

(5) Not rejecting DBE companies as being unqualified without sound reasons based on a thorough investigation of their capabilities. The contractor's standing within its

industry, membership in specific groups, organizations, or associations and political or social affiliations (for example union vs. non-union employee status) are not legitimate causes for the rejection or non-solicitation of bids in the contractor's efforts to meet the project goal.

- (6) Making efforts to assist interested DBE companies in obtaining bonding, lines of credit, or insurance as required by the recipient or contractor.
 - (7) Making efforts to assist interested DBE companies in obtaining necessary equipment, supplies, materials, or related assistance or services.
 - (8) Effectively using the services of available minority/women community organizations; minority/women contractors' groups; local, state, and Federal minority/women business assistance offices; and other organizations as allowed on a case-by-case basis to provide assistance in the recruitment and placement of DBE companies.
- (b) If the Department determines that the Contractor has made a good faith effort to secure the work commitment of DBE companies to meet the contract goal, the Department will award the contract provided that it is otherwise eligible for award. If the Department determines that a good faith effort has not been made, the Department will notify the bidder of that preliminary determination by contacting the responsible company official designated in the Utilization Plan. The preliminary determination shall include a statement of reasons why good faith efforts have not been found, and may include additional good faith efforts that the bidder could take. The notification will designate a five (5) working day period during which the bidder shall take additional efforts. The bidder is not limited by a statement of additional efforts, but may take other action beyond any stated additional efforts in order to obtain additional DBE commitments. The bidder shall submit an amended Utilization Plan if additional DBE commitments to meet the contract goal are secured. If additional DBE commitments sufficient to meet the contract goal are not secured, the bidder shall report the final good faith efforts made in the time allotted. All additional efforts taken by the bidder will be considered as part of the bidder's good faith efforts. If the bidder is not able to meet the goal after taking additional efforts, the Department will make a pre-final determination of the good faith efforts of the bidder and will notify the designated responsible company official of the reasons for an adverse determination.
- (c) The bidder may request administrative reconsideration of a pre-final determination adverse to the bidder within the five (5) working days after the notification date of the determination by delivering the request to the Department of Transportation, Bureau of Small Business Enterprises, Contract Compliance Section, 2300 South Dirksen Parkway, Room 319, Springfield, Illinois 62764 (Telefax: (217)785-1524). Deposit of the request in the United States mail on or before the fifth business day shall not be deemed delivery. The pre-final determination shall become final if a request is not made and delivered. A request may provide additional written documentation and/or argument concerning the issue of whether an adequate good faith effort was made to meet the contract goal. In addition, the request shall be considered a consent by the bidder to

extend the time for award. The request will be forwarded to the Department's Reconsideration Officer. The Reconsideration Officer will extend an opportunity to the bidder to meet in person in order to consider all issues of whether the bidder made a good faith effort to meet the goal. After the review by the Reconsideration Officer, the bidder will be sent a written decision within ten (10) working days after receipt of the request for reconsideration, explaining the basis for finding that the bidder did or did not meet the goal or make adequate good faith efforts to do so. A final decision by the Reconsideration Officer that a good faith effort was made shall approve the Utilization Plan submitted by the bidder and shall clear the contract for award. A final decision that a good faith effort was not made shall render the bid nonresponsive.

CONTRACT COMPLIANCE. Compliance with this Special Provision is an essential part of the contract. The Department is prohibited by federal regulations from crediting the participation of a DBE included in the Utilization Plan toward either the contract goal or the Department's overall goal until the amount to be applied toward the goals has been paid to the DBE. The following administrative procedures and remedies govern the compliance by the Contractor with the contractual obligations established by the Utilization Plan. After approval of the Plan and award of the contract, the Utilization Plan and individual DBE Participation Statements become part of the contract. If the contractor did not succeed in obtaining enough DBE participation to achieve the advertised contract goal, and the Utilization Plan was approved and contract awarded based upon a determination of good faith, the total dollar value of DBE work calculated in the approved Utilization Plan as a percentage of the awarded contract value shall become the amended contract goal.

- (a) No amendment to the Utilization Plan may be made without prior written approval from the Department's Bureau of Small Business Enterprises. All requests for amendment to the Utilization Plan shall be submitted to the Department of Transportation, Bureau of Small Business Enterprises, Contract Compliance Section, 2300 South Dirksen Parkway, Room 319, Springfield, Illinois 62764. Telephone number (217) 785-4611. Telefax number (217) 785-1524.
- (b) All work indicated for performance by an approved DBE shall be performed, managed and supervised by the DBE executing the Participation Statement. The Contractor shall not terminate for convenience a DBE listed in the Utilization Plan and then perform the work of the terminated DBE with its own forces, those of an affiliate or those of another subcontractor, whether DBE or not, without first obtaining the written consent of the Bureau of Small Business Enterprises to amend the Utilization Plan. If a DBE listed in the Utilization Plan is terminated for reasons other than convenience, or fails to complete its work on the contract for any reason, the Contractor shall make good faith efforts to find another DBE to substitute for the terminated DBE. The good faith efforts shall be directed at finding another DBE to perform at least the same amount of work under the contract as the DBE that was terminated, but only to the extent needed to meet the contract goal or the amended contract goal. The Contractor shall notify the Bureau of Small Business Enterprises of any termination for reasons other than convenience, and shall obtain approval for inclusion of the substitute DBE in the Utilization Plan. If good faith efforts following a termination of a DBE for cause are not successful, the Contractor

shall contact the Bureau and provide a full accounting of the efforts undertaken to obtain substitute DBE participation. The Bureau will evaluate the good faith efforts in light of all circumstances surrounding the performance status of the contract, and determine whether the contract goal should be amended.

- (c) The Contractor shall maintain a record of payments for work performed to the DBE participants. The records shall be made available to the Department for inspection upon request. After the performance of the final item of work or delivery of material by a DBE and final payment therefor to the DBE by the Contractor, but not later than thirty (30) calendar days after payment has been made by the Department to the Contractor for such work or material, the Contractor shall submit a DBE Payment Report on Department form SBE 2115 to the District Engineer. If full and final payment has not been made to the DBE, the Report shall indicate whether a disagreement as to the payment required exists between the Contractor and the DBE or if the Contractor believes that the work has not been satisfactorily completed. If the Contractor does not have the full amount of work indicated in the Utilization Plan performed by the DBE companies indicated in the Plan, the Department will deduct from contract payments to the Contractor the amount of the goal not achieved as liquidated and ascertained damages.
- (d) The Department reserves the right to withhold payment to the Contractor to enforce the provisions of this Special Provision. Final payment shall not be made on the contract until such time as the Contractor submits sufficient documentation demonstrating achievement of the goal in accordance with this Special Provision or after liquidated damages have been determined and collected.

80029

EPOXY COATING ON REINFORCEMENT (BDE)

Effective: April 1, 1997

Revised: January 1, 2003

For work outside the limits of bridge approach pavement, all references to epoxy coating in the Highway Standards and Standard Specifications for reinforcement, tie bars and chair supports will not apply for pavement, shoulders, curb, gutter, combination curb and gutter and median.

31578

EROSION AND SEDIMENT CONTROL DEFICIENCY DEDUCTION (BDE)

Effective: August 1, 2001

Revised: November 1, 2001

When the Engineer is notified or determines an erosion and/or sediment control deficiency(s) exists, he/she will direct the Contractor in writing to correct the deficiency. The Contractor shall then correct the deficiency within 24 hours. The deficiency may be any lack of repair, maintenance, or implementation of erosion and/or sediment control devices included in the contract, or any failure to comply with the conditions of the National Pollutant Discharge Elimination System (NPDES) Storm Water Permit for Construction Site Activities.

If the Contractor fails to correct the deficiency(s) within 24 hours, a daily monetary deduction will be imposed for each calendar day or fraction thereof the deficiency exists. The time period will begin with the initial written notification to the Contractor and end with the Engineer's acceptance of the corrected work. The per calendar day deduction will be either \$1000.00 or 0.05 percent of the awarded contract value, whichever is greater.

If the Contractor fails to respond, the Engineer may correct the deficiencies and deduct the cost from monies due or which may become due the Contractor. This corrective action shall in no way relieve the Contractor of his/her contractual requirements or responsibilities.

80055

EXPANSION JOINTS (BDE)

Effective: August 1, 2003

Add the following paragraph after the second paragraph of Article 420.10(e) of the Standard Specifications:

"After the dowel bars are oiled, plastic expansion caps shall be secured to the bars maintaining a minimum expansion gap of 50 mm (2 in.) between the end of the bar and the end of the cap. The caps shall fit snugly on the bar and the closed end shall be watertight. For expansion joints formed using dowel bar basket assemblies, the caps shall be installed on the alternating free ends of the bars. For expansion joints formed using a construction header, the caps shall be installed on the exposed end of each bar once the header has been removed and the joint filler material has been installed."

80103

FLAGGER VESTS (BDE)

Effective: April 1, 2003

Revised: April 1, 2005

Revise the first sentence of Article 701.04(c)(1) of the Standard Specifications to read:

"The flagger shall be stationed to the satisfaction of the Engineer and be equipped with a fluorescent orange, fluorescent yellow/green or a combination of fluorescent orange and fluorescent yellow/green vest meeting the requirements of the American National Standards Institute specification ANSI/ISEA 107-1999 for Conspicuity Class 2 garments and approved flagger traffic control signs conforming to Standard 702001 and Article 702.05(e)."

Revise Article 701.04(c)(6) of the Standard Specifications to read:

"(6) Nighttime Flagging. The flagger station shall be lit by additional overhead lighting other than streetlights. The flagger shall be equipped with a fluorescent orange, fluorescent yellow/green, or a combination of fluorescent orange and fluorescent yellow/green garment meeting the requirements of the American National Standards Institute specification ANSI/ISEA 107-1999 for Conspicuity Class 3 garments."

80101

FURNISHED EXCAVATION (BDE)

Effective: August 1, 2002

Revised: November 1, 2004

Revise Article 204.01 of the Standard Specifications to read:

"Description. Borrow excavation and furnished excavation shall consist of excavating suitable materials obtained from locations approved by the Engineer and transporting the materials to various locations throughout the limits of the contract."

Revise Article 204.07(b) of the Standard Specifications to read:

"(b) Measured Quantities. Furnished excavation will be computed for payment in cubic meters (cubic yards) as follows:

Furnished Excavation = Embankment - [Suitable Excavation x (1 - Shrinkage Factor)]

Where:

Embankment = the volume of fill in its final position computed by the method of average end areas and based upon the existing ground line as shown on the plans except as noted in (1) and (2) below;

Suitable Excavation = earth excavation, rock excavation, and other on-site excavation suitable for use in embankments as shown in the Earthwork Schedule on the plans;

Shrinkage Factor = 0.25 unless otherwise shown on the plans.

(1) If the Contractor so requests, the Engineer will reestablish the existing ground line after the clearing and tree removal have been performed according to Section 201 and the top 150 mm (6 in.) of the existing ground surface has been disked and compacted to the satisfaction of the Engineer.

(2) If settlement platforms are erected, the Engineer will reestablish the existing ground line after the embankment is complete as specified in Article 204.07(a)(2).

Furnished excavation placed in excess of that required for the execution of the contract will not be measured for payment."

Add the following paragraph to the end of Article 204.07 of the Standard Specifications:

"The quantity for furnished excavation will not be recalculated when surplus, suitable materials are utilized in embankments according to Article 202.03."

80072

QA

HAND VIBRATOR (BDE)

Effective: November 1, 2003

Add the following paragraph to Article 1103.17(a) of the Standard Specifications:

"The vibrator shall have a non-metallic head for areas containing epoxy coated reinforcement. The head shall be coated by the manufacturer. The hardness of the non-metallic head shall be less than the epoxy coated reinforcement, resulting in no damage to the epoxy coating. Slip-on covers will not be allowed."

80054

MULCHING SEEDED AREAS (BDE)

Effective: January 1, 2005

Delete Article 251.02(a) of the Standard Specifications.

Add the following to Article 251.02 of the Standard Specifications:

"(h) Compost 1081.05(b)"

Delete Article 251.03(b)(1) of the Standard Specifications.

Add the following to Article 251.03 of the Standard Specifications:

"(d) Method 4. This method shall consist of applying compost combined with a performance additive designed to bind/stabilize the compost. The compost/performance additive mixture shall be applied to the surface of the slope using a pneumatic blower at a depth of 50 mm (2 in.)."

Revise the first sentence of the first paragraph of Article 251.06(b) of the Standard Specifications to read:

"Mulch Methods 1, 2, 3, and 4 will be measured for payment in hectares (acres) of surface area mulched."

Revise Article 251.07 of the Standard Specifications to read:

"251.07 Basis of Payment. This work will be paid for at the contract unit price per hectare (acre) for MULCH, METHOD 1; MULCH, METHOD 2; MULCH, METHOD 3; or MULCH, METHOD 4; and at the contract unit price per square meter (square yard) for EROSION CONTROL BLANKET or HEAVY DUTY EROSION CONTROL BLANKET."

Add the following after the second paragraph of Article 1081.05(b) of the Standard Specifications:

"Chemical Compost Binder. Chemical compost binder shall be a commercially available product specifically recommended by the manufacturer for use as a compost stabilizer.

The compost binder shall be nonstaining and nontoxic to vegetation and the environment. It shall disperse evenly and rapidly and remain in suspension when agitated in water.

Prior to use of the compost binder, the Contractor shall submit a notarized certification by the manufacturer stating that it meets these requirements. Chemical compost binder shall be packaged, stored, and shipped according to the manufacturer's recommendations with the net quantity plainly shown on each package or container."

96

ORGANIC ZINC-RICH PAINT SYSTEM (BDE)

Effective: November 1, 2001

Revised: August 1, 2003

Add the following to Section 1008 of the Standard Specifications:

***1008.26 Organic Zinc-Rich Paint System.** The organic zinc-rich paint system shall consist of an organic zinc-rich primer, an epoxy or urethane intermediate coat, and aliphatic urethane finish coats. It is intended for use over blast-cleaned steel when three-coat shop applications are specified. The system is also suitable for field painting blast-cleaned existing structures.

(a) General Requirements.

- (1) **Compatibility.** Each coating in the system shall be supplied by the same paint manufacturer.
- (2) **Toxicity.** Each coating shall contain less than 0.01 percent lead in the dry film and no more than trace amounts of hexavalent chromium, cadmium, mercury or other toxic heavy metals.
- (3) **Volatile Organics.** The volatile organic compounds of each coating shall not exceed 420 g/L (3.5 lb/gal) as applied.

(b) Test Panel Preparation.

- (1) **Substrate and Surface Preparation.** Test panels shall be AASHTO M 270M, Grade 250 (M 270 Grade 36), hot-rolled steel measuring 100 mm x 150 mm (4 in. x 6 in.). Panels shall be blast-cleaned per SSPC-SP5 white metal condition using metallic abrasive. The abrasive shall be a 60/40 mix of shot and grit. The shot shall be an SAE shot number S230 and the grit an SAE number G40. Hardness of the shot and grit shall be Rockwell C45. The anchor profile shall be 40-65 microns (1.5-2.5 mils) measured according to ASTM D 4417, Method C.
- (2) **Application and Curing.** All coatings shall be spray applied at the manufacturer's recommended film thickness. The coated panels shall be cured at least 14 days at $24\text{ }^{\circ}\text{C} \pm 1\text{ }^{\circ}\text{C}$ ($75\text{ }^{\circ}\text{F} \pm 2\text{ }^{\circ}\text{F}$) and 50 ± 5 percent relative humidity.
- (3) **Scribing.** The test panels shall be scribed according to ASTM D 1654 with a single "X" mark centered on the panel. The rectangular dimensions of the scribe shall have a top width of 50 mm (2 in.) and a height of 100 mm (4 in.). The scribe cut shall expose the steel substrate as verified with a microscope.
- (4) **Number of Panels.** All testing shall be performed on triplicate panels.

(c) Zinc-Rich Primer Requirements.

- (1) Generic Type. This material shall be an organic zinc-rich epoxy or urethane primer. It shall be suitable for topcoating with epoxies, urethanes, and acrylics.
- (2) Zinc Dust. The zinc dust pigment shall comply with ASTM D 520, Type II.
- (3) Slip Coefficient. The organic zinc coating shall meet a Class B AASHTO slip coefficient (0.50 or greater) for structural steel joints using ASTM A 325M (A 325) or A 490M (A 490) bolts.
- (4) Salt Fog. There shall be no delamination, blistering, rust creepage at the scribe, or rusting at the scribe edges after 5,000 hours of salt fog exposure when tested according to ASTM B 117 and evaluated according to AASHTO R 31.
- (5) Cyclic Exposure. There shall be no delamination, blistering, rust creepage at the scribe, or rusting at the scribe edges after 5,000 hours of cyclic exposure when tested according to ASTM D 5894 and evaluated according to AASHTO R 31.
- (6) Humidity Exposure. There shall be no delamination, blistering, rust creepage at the scribe, or rusting at the scribe edges after 4,000 hours of humidity exposure when tested according to ASTM D 2247 and evaluated according to AASHTO R 31.
- (7) Adhesion. The adhesion to an abrasively blasted steel substrate shall not be less than 6200 kPa (900 psi) when tested according to ASTM D 4541 Annex A4.
- (8) Freeze Thaw Stability. There shall be no reduction of adhesion, which exceeds the test precision, after 30 days of freeze/thaw/immersion testing. One 24-hour cycle shall consist of 16 hours of approximately -30°C (-22°F) followed by 4 hours of thawing at 50°C (122°F) and 4 hours tap water immersion at 25°C (77°F). The test panels shall remain in the freezer on weekends and holidays.

(d) Intermediate Coat Requirements.

- (1) Generic Type. This material shall be an epoxy or urethane. It shall be suitable as an intermediate coat over inorganic and organic zinc primers and compatible with acrylic, epoxy, and polyurethane topcoats.
- (2) Color. The color of the intermediate coat shall be white or off-white.

(e) Urethane Finish Coat Requirements.

- (1) Generic Type. This material shall be an aliphatic urethane. It shall be suitable as a topcoat over epoxies and urethanes.
- (2) Color and Hiding Power. The finish coat shall match Munsell Glossy Color 7.5G 4/8 Interstate Green, 2.5YR 3/4 Reddish Brown, 10B 3/6 Blue, or 5B 7/1 Gray. The

color difference shall not exceed 3.0 Hunter Delta E Units. Color difference shall be measured by instrumental comparison of the designated Munsell standard to a minimum dry film thickness of 75 microns (3 mils) of sample coating produced on a test panel according to ASTM D 823, Practice E, Hand-Held, Blade Film Application. Color measurements shall be determined on a spectrophotometer with 45 degrees circumferential/zero degrees geometry, illuminant C, and two degrees observer angle. The spectrophotometer shall measure the visible spectrum from 380-720 nanometers with a wavelength interval and spectral bandpass of 10 nanometers.

The contrast ratio of the finish coat at 75 microns (3 mils) dry film thickness shall not be less than 0.99 when tested according to ASTM D 2805.

- (3) Weathering Resistance. Test panels shall be aluminum alloy measuring 300 mm x 100 mm (12 in. x 4 in.) prepared according to ASTM D 1730 Type A, Method 1 Solvent Cleaning. A minimum dry film thickness of 75 microns (3 mils) of finish coat shall be applied to three test panels according to ASTM D 823, Practice E, Hand Held Blade Film Application. The coated panels shall be cured at least 14 days at 24 °C ± 1 °C (75 °F ± 2 °F) and 50 ± 5 percent relative humidity. The panels shall be subjected to 300 hours of accelerated weathering using the light and water exposure apparatus (fluorescent UV - condensation type) as specified in ASTM G 53-96 and ASTM G 154 (equipped with UVB-313 lamps). The cycle shall consist of 8 hours UV exposure at 60 °C (140 °F) followed by 4 hours of condensation at 40 °C (104 °F). After exposure, rinse the panel with clean water; allow to dry at room temperature for one hour. The exposed panels shall not show a color change of more than 3 Hunter Delta E Units.

(f) Three Coat System Requirements.

- (1) Finish Coat Color. For testing purposes, the color of the finish coat shall match Federal Standard No 595, color chip 14062 (green).
- (2) Salt Fog. When tested according to ASTM B 117 and evaluated according to AASHTO R 31, the paint system shall exhibit no spontaneous delamination and not exceed the following acceptance levels after 5,000 hours of salt fog exposure:

Salt Fog Acceptance Criteria (max)			
Blister Criteria	Rust Criteria		
Size/Frequency	Maximum Creep	Average Creep	% Rusting at Scribed Edges
#8 Few	4mm	1mm	1

- (3) Cyclic Exposure. When tested according to ASTM D 5894 and evaluated according to AASHTO R 31, the paint system shall exhibit no spontaneous delamination and not exceed the following acceptance levels after 5,000 hours of cyclic exposure:

Cyclic Exposure Acceptance Criteria (max)			
Blister Criteria	Rust Criteria		
Size/Frequency	Maximum Creep	Average Creep	% Rusting at Scribed Edges
#8 Few	2mm	1mm	1

- (4) Humidity Exposure. There shall be no delamination, blistering, rust creepage at the scribe, or rusting at the scribe edges after 4,000 hours of humidity exposure when tested according to ASTM D 2247 and evaluated according to AASHTO R 31.
- (5) Adhesion. The adhesion to an abrasively blasted steel substrate shall not be less than 6200 kPa (900 psi) when tested according to ASTM D 4541 Annex A4.
- (6) Freeze Thaw Stability. There shall be no reduction of adhesion, which exceeds the test precision, after 30 days of freeze/thaw/immersion testing. One 24 hour cycle shall consist of 16 hours of approximately -30 °C (-22 °F) followed by 4 hours of thawing at 50 °C (122 °F) and 4 hours tap water immersion at 25 °C (77 °F). The test panels shall remain in the freezer mode on weekends and holidays.
- (g) Qualification Samples and Tests. The manufacturer shall supply, to an independent test laboratory and to the Department, samples of the organic zinc-rich primer, epoxy or urethane intermediate coat, and aliphatic urethane finish coats for evaluation. Prior to approval and use, the manufacturer shall submit a notarized certification of the independent laboratory, together with results of all tests, stating that these materials meet the requirements as set forth herein. The certified test report shall state lots tested, manufacturer's name, product names, and dates of manufacture. New certified test results and samples for testing by the Department shall be submitted any time the manufacturing process or paint formulation is changed. All costs of testing, other than tests conducted by the Department, shall be borne by the manufacturer.
- (h) Acceptance Samples and Certification. A 1 L (1 qt) sample of each lot of paint produced for use on state or local agency projects shall be submitted to the Department for testing, together with a manufacturer's certification. The certification shall state that the formulation for the lot represented is essentially identical to that used for qualification testing. All acceptance samples shall be witnessed by a representative of the Illinois Department of Transportation. The organic zinc-rich primer, epoxy or urethane intermediate coat, and aliphatic urethane finish coats shall not be used until tests are completed and they have met the requirements as set forth herein."

80069

PARTIAL PAYMENTS (BDE)

Effective: September 1, 2003

Revise Article 109.07 of the Standard Specifications to read:

"109.07 Partial Payments. Partial payments will be made as follows:

- (a) **Progress Payments.** At least once each month, the Engineer will make a written estimate of the amount of work performed in accordance with the contract, and the value thereof at the contract unit prices. The amount of the estimate approved as due for payment will be vouchered by the Department and presented to the State Comptroller for payment. No amount less than \$1000.00 will be approved for payment other than the final payment.

The failure to perform any requirement, obligation, or term of the contract by the Contractor shall be reason for withholding any progress payments until the Department determines that compliance has been achieved. Furthermore, progress payments may be reduced by liens filed pursuant to Section 23(c) of the Mechanics Lien Act, 770 ILCS 60/23(c).

- (b) **Material Allowances.** At the discretion of the Department, payment may be made for materials, prior to their use in the work, when satisfactory evidence is presented by the Contractor. Satisfactory evidence includes justification for the allowance (to expedite the work, meet project schedules, regional or national material shortages, etc.), documentation of material and transportation costs, and evidence that such material is properly stored on the project or at a secure location acceptable and accessible to the Department.

Material allowances will be considered only for nonperishable materials when the cost, including transportation, exceeds \$10,000 and such materials are not expected to be utilized within 60 days of the request for the allowance. For contracts valued under \$500,000, the minimum \$10,000 requirement may be met by combining the principal (material) product of no more than two contract items. An exception to this two item limitation may be considered for any contract regardless of value for items in which material (products) are similar except for type and/or size.

Material allowances shall not exceed the value of the contract items in which used and shall not include the cost of installation or related markups. Amounts paid by the Department for material allowances will be deducted from estimates due the Contractor as the material is used. Two-sided copies of the Contractor's cancelled checks for materials and transportation must be furnished to the Department within 60 days of payment of the allowances or the amounts will be reclaimed by the Department."

PAYMENTS TO SUBCONTRACTORS (BDE)

Effective: June 1, 2000

Revised: September 1, 2003

Federal regulations found at 49 CFR §26.29 mandate the Department to establish a contract clause to require Contractors to pay subcontractors for satisfactory performance of their subcontracts no later than 30 days from the receipt of each payment made to the Contractor.

State law addresses the timing of payments to be made to subcontractors. Section 7 of the Prompt Payment Act, 30 ILCS 540/7, generally requires that when a Contractor receives any payment from the Department, the Contractor is required to make corresponding, proportional payments to each subcontractor performing work within 15 calendar days after receipt of the state payment. Section 7 of the State Prompt Payment Act further provides that interest in the amount of 2% per month, in addition to the payment due, shall be paid to any subcontractor by the Contractor if the payment required by the Act is withheld or delayed without reasonable cause. The Act also provides that the time for payment required and the calculation of any interest due applies to transactions between subcontractors and lower-tier subcontractors throughout the contracting chain.

This Special Provision establishes the required federal contract clause, and adopts the 15 calendar day requirement of the Act for purposes of compliance with the federal regulation regarding payments to subcontractors. This contract is subject to the following payment obligations.

As progress payments are made to the Contractor in accordance with Article 109.07 of the Standard Specifications for Road and Bridge Construction, the Contractor shall make a corresponding partial payment within 15 calendar days to each subcontractor in proportion to the work satisfactorily completed by each subcontractor. The proportionate amount of partial payment due to each subcontractor shall be determined by the quantities measured or otherwise determined as eligible for payment by the Department and included in the progress payment to the Contractor. Subcontractors shall be paid in full within 15 calendar days after the subcontractor's work has been satisfactorily completed. The Contractor shall hold no retainage from the subcontractors.

This Special Provision does not create any rights in favor of any subcontractor against the State of Illinois or authorize any cause of action against the State of Illinois on account of any payment, nonpayment, delayed payment or interest claimed by application of the State Prompt Payment Act. The Department will neither determine the reasonableness of any cause for delay of payment nor enforce any claim to payment, including interest. Moreover, the Department will not approve any delay or postponement of the 15 day requirement. State law creates remedies available to any subcontractor or material supplier, regardless of tier, who has not been paid for work properly performed or material furnished. These remedies are a lien against public funds set forth in Section 23(c) of the Mechanics Lien Act, 770 ILCS 60/23(c), and a recovery on the Contractor's payment bond in accordance with the Public Construction Bond Act, 30 ILCS 550.

80022

PERSONAL PROTECTIVE EQUIPMENT (BDE)

Effective: July 1, 2004

All personnel, excluding flaggers, working outside of a vehicle (car or truck) within 7.6 m (25 ft) of pavement open to traffic shall wear a fluorescent orange, fluorescent yellow/green or a combination of fluorescent orange and fluorescent yellow/green vest meeting the requirements of the American National Standards Institute specification ANSI/ISEA 107-1999 for Conspicuity Class 2 garments. Other types of garments may be substituted for the vest as long as the garments have manufacturers tags identifying them as meeting the ANSI Class 2 requirement.

80130

PORTLAND CEMENT (BDE)

Effective: January 1, 2005

Replace the first sentence of the second paragraph of Article 1001.01 of the Standard Specifications with the following:

"For portland cement according to ASTM C 150, the addition of up to 5.0 percent limestone by mass (weight) to the cement will not be permitted. Also, the total of all organic processing additions shall not exceed 1.0 percent by mass (weight) of the cement and the total of all inorganic processing additions shall not exceed 4.0 percent by mass (weight) of the cement."

80139

PORTLAND CEMENT CONCRETE (BDE)

Effective: November 1, 2002

Add the following paragraph after the fourth paragraph of Article 1103.01(b) of the Standard Specifications:

"The truck mixer shall be approved before use according to the Bureau of Materials and Physical Research's Policy Memorandum, "Approval of Concrete Plants and Delivery Trucks"."

Add the following paragraph after the first paragraph of Article 1103.01(c) of the Standard Specifications:

"The truck agitator shall be approved before use according to the Bureau of Materials and Physical Research's Policy Memorandum, "Approval of Concrete Plants and Delivery Trucks"."

Add the following paragraph after the first paragraph of Article 1103.01(d) of the Standard Specifications:

"The nonagitator truck shall be approved before use according to the Bureau of Materials and Physical Research's Policy Memorandum, "Approval of Concrete Plants and Delivery Trucks"."

Revise the first sentence of the first paragraph of Article 1103.02 of the Standard Specifications to read:

"The plant shall be approved before production begins according to the Bureau of Materials and Physical Research's Policy Memorandum, "Approval of Concrete Plants and Delivery Trucks"."

80083

PREFORMED RECYCLED RUBBER JOINT FILLER (BDE)

Effective: November 1, 2002

Revise Article 503.02(c) of the Standard Specifications to read:

"(c) Preformed Expansion Joint Filler.....1051"

Revise Article 637.02(d) of the Standard Specifications to read:

"(d) Preformed Expansion Joint Filler.....1051"

Add the following Article to Section 1051 of the Standard Specifications:

"1051.10 Preformed Recycled Rubber Joint Filler. Preformed recycled rubber joint filler shall consist of ground tire rubber, free of steel and fabric, combined with ground scrap or waste polyethylene. It shall not have a strong hydrocarbon or rancid odor and shall meet the physical property requirements of ASTM D 1752. Water absorption by volume shall not exceed 5.0 percent."

80084

RAP FOR USE IN BITUMINOUS CONCRETE MIXTURES (BDE)

Effective: January 1, 2000

Revised: April 1, 2002

Revise Article 1004.07 to read:

"1004.07 RAP Materials. RAP is reclaimed asphalt pavement resulting from cold milling or crushing of an existing dense graded hot-mix asphalt pavement. RAP must originate from routes or airfields under federal, state or local agency jurisdiction. The Contractor shall supply documentation that the RAP meets these requirements.

(a) Stockpiles. The Contractor shall construct individual, sealed RAP stockpiles meeting one of the following definitions. No additional RAP will be allowed on top of the pile after the pile has been sealed.

- (1) Homogeneous. Homogeneous RAP stockpiles shall consist of RAP from Class I/ Superpave, or equivalent mixtures only and represent the same aggregate quality, but shall be at least C quality or better, the same type of crushed aggregate (either crushed natural aggregate, ACBF slag, or steel slag), similar gradation and similar AC content. If approved by the Engineer, combined single pass surface/binder millings may be considered "homogenous", with a quality rating dictated by the lowest coarse aggregate quality present in the mixture. Homogenous stockpiles shall meet the requirements of Article 1004.07(d). Homogeneous RAP stockpiles not meeting these requirements may be processed (crushing and screening) and retested.
- (2) Conglomerate. Conglomerate RAP stockpiles shall consist of RAP from Class I/ Superpave, or equivalent mixtures only. The coarse aggregate in this RAP shall be crushed aggregate only and may represent more than one aggregate type and/or quality but shall be at least C quality or better. This RAP may have an inconsistent gradation and/or asphalt cement content prior to processing. All conglomerate RAP shall be processed prior to testing by crushing to where all RAP shall pass the 16 mm (5/8 in.) or smaller screen. Conglomerate RAP stockpiles shall not contain steel slag or other expansive material as determined by the Department. Conglomerate RAP stockpiles shall meet the requirements of Article 1004.07(d).
- (3) Conglomerate "D" Quality (DQ). Conglomerate DQ RAP stockpiles shall consist of RAP containing coarse aggregate (crushed or round) that is at least D quality or better. This RAP may have an inconsistent gradation and/or asphalt content. Conglomerate DQ RAP stockpiles shall not contain steel slag or other expansive material as determined by the Department. Conglomerate DQ RAP shall meet the requirements of Article 1004.07(d).

Reclaimed Superpave Low ESAL IL-9.5L surface mixtures shall only be placed in conglomerate DQ RAP stockpiles due to the potential for rounded aggregate.

- (4) Other. RAP stockpiles that do not meet the requirements of the stockpile categories listed above shall be classified as "Other". "Other" RAP stockpiles shall not be used in any of the Department's bituminous mixtures.
- (b) Use. The allowable use of a RAP stockpile shall be set by the lowest quality of coarse aggregate in the RAP stockpile. Class I/Superpave surface mixtures are designated as containing Class B quality coarse aggregate only. Superpave Low ESAL IL-19.0L binder and IL-9.5L surface mixtures are designated as Class C quality coarse aggregate only. Class I/Superpave binder mixtures, bituminous base course mixtures, and bituminous base course widening mixtures are designated as containing Class C quality coarse aggregate only. Bituminous stabilized subbase and BAM shoulders are designated as containing Class D quality coarse aggregate only. Any mixture not listed above shall have the designated quality determined by the Department.

RAP containing steel slag or other expansive material, as determined by the Department, shall be homogeneous and will be approved for use in Class I/Superpave (including Low ESAL) surface mixtures only. RAP stockpiles for use in Class I/Superpave mixtures (including Low ESAL), base course, base course widening and Class B mixtures shall be either homogeneous or conglomerate RAP stockpiles except conglomerate RAP stockpiles shall not be used in Superpave surface mixture Ndesign 50 or greater. RAP for use in bituminous aggregate mixtures (BAM) shoulders and BAM stabilized subbase shall be from homogeneous, conglomerate, or conglomerate DQ stockpiles.

Additionally, RAP used in Class I/Superpave surface mixtures shall originate from milled or crushed mixtures only, in which the coarse aggregate is of Class B quality or better. RAP stockpiles for use in Class I/Superpave (including Low ESAL) binder mixes as well as base course, base course widening and Class B mixtures shall originate from milled or processed surface mixture, binder mixture, or a combination of both mixtures uniformly blended to the satisfaction of the Engineer, in which the coarse aggregate is of Class C quality or better.

- (c) Contaminants. RAP containing contaminants, such as earth, brick, sand, concrete, sheet asphalt, bituminous surface treatment (i.e. chip seal), pavement fabric, etc., will be unacceptable unless the contaminants are removed to the satisfaction of the Engineer. Sheet asphalt shall be stockpiled separately.
- (d) Testing. All RAP shall be sampled and tested either during or after stockpiling.

For testing during stockpiling, washed extraction samples shall be run at the minimum frequency of one sample per 450 metric tons (500 tons) for the first 1800 metric tons (2,000 tons) and one sample per 1800 metric tons (2,000 tons) thereafter. A minimum of five tests shall be required for stockpiles less than 3600 metric tons (4,000 tons).

For testing existing stockpiles, the Contractor shall submit a plan for approval to the District proposing a satisfactory method of sampling and testing the RAP pile either in-situ or by restockpiling. The sampling plan shall meet the minimum frequency required above and detail the procedure used to extract representative samples throughout the pile for testing.

Before extraction, each field sample shall be split to test sample size. One of the two test samples from the final split shall be labeled and stored for Department use. The Contractor shall extract the other test sample according to Department procedure. The Engineer reserves the right to test any sample (split or Department-taken) to verify Contractor test results.

All of the extraction results shall be compiled and averaged for asphalt content and gradation. Individual extraction test results, when compared to the averages, will be accepted if within the tolerances listed below.

Parameter	Homogeneous / Conglomerate	Conglomerate "D" Quality
25 mm (1 in.)		± 5%
12.5 mm (1/2 in.)	± 8%	± 15%
4.75 mm (No. 4)	± 6%	± 13%
2.36 mm (No. 8)	± 5%	
1.18 mm (No. 16)		± 15%
600 μm (No. 30)	± 5%	
75 μm (No. 200)	± 2.0%	± 4.0%
AC	± 0.4%	± 0.5%

If more than 20 percent of the individual sieves are out of the gradation tolerances, or if more than 20 percent of the asphalt content test results fall outside the appropriate tolerances, the RAP will not be allowed to be used in the Department's bituminous concrete mixtures unless the RAP representing the failing tests is removed from the stockpile to the satisfaction of the Engineer. All test data and acceptance ranges shall be sent to the District for evaluation.

With the approval of the Engineer, the ignition oven may be substituted for extractions according to the Illinois Test Procedure, "Calibration of the Ignition Oven for the Purpose of Characterizing Reclaimed Asphalt Pavement (RAP)".

- (e) Designs. At the Contractor's option, bituminous concrete mixtures may be constructed utilizing RAP material meeting the above detailed requirements. The amount of RAP included in the mixture shall not exceed the percentages specified in the plans.

RAP designs shall be submitted for volumetric verification. If additional RAP stockpiles are tested and found that no more than 20 percent of the results, as defined under "Testing" herein, are outside of the control tolerances set for the original RAP stockpile

and design, and meets all of the requirements herein, the additional RAP stockpiles may be used in the original mix design at the percent previously verified.

- (f) Production. The coarse aggregate in all RAP used shall be equal to or less than the nominal maximum size requirement for the bituminous mixture being produced.

To remove or reduce agglomerated material, a scalping screen, crushing unit or comparable sizing device approved by the Engineer shall be used in the RAP feed system to remove or reduce oversized material. If material passing the sizing device adversely affects the mix production or quality of the mix, the sizing device shall be set at a size specified by the Engineer.

If the RAP control tolerances or QC/QA test results require corrective action, the Contractor shall cease production of the mixture containing RAP and either switch to the virgin aggregate design or submit a new RAP design.

80011

REMOVE AND RE-ERECT STEEL PLATE BEAM GUARDRAIL AND TRAFFIC BARRIER TERMINALS (BDE)

Effective: January 1, 2001

Revised: January 1, 2005

Description. This work shall consist of replacing existing steel block-outs with wood or plastic block-outs during the removal and re-erection of steel plate beam guardrail and traffic barrier terminals.

Wood block-outs shall be according to the current standard applicable to the type of guardrail or terminal section being re-erected. Plastic blockouts shall be on the Department's approved list.

The existing steel posts may be drilled to match the bolt pattern shown on standard 630001 for the block-out or a new steel post shall be provided.

All existing "C" posts shall be removed and new posts shall be provided.

Basis of Payment. This work will not be paid for separately but shall be included in the contract unit price per meter (foot) for REMOVE AND RE-ERECT STEEL PLATE BEAM GUARDRAIL, of the type specified, and at the contract unit price each for REMOVE AND RE-ERECT TRAFFIC BARRIER TERMINALS, of the type specified.

80032

SHOULDER STABILIZATION AT GUARDRAIL (BDE)

Effective: January 1, 2005

Revise the last sentence of the second paragraph of Article 630.06 of the Standard Specifications to read:

"The void around each post shall be backfilled with earth or aggregate and capped with 75 mm (3 in.) of bituminous mixture or grout."

Replace the last sentence of the third paragraph of Article 630.06 of the Standard Specifications with the following:

"Guardrail posts shall be driven through holes cored in the completed shoulder stabilization. The void around each post shall be backfilled with earth or aggregate and capped with 75 mm (3 in.) of bituminous mixture or grout."

Add the following paragraph to the end of Article 630.06 of the Standard Specifications:

"When driving guardrail posts through existing shoulders, shoulder stabilization, or other paved areas, the posts shall be driven through cored holes. The void around each post shall be backfilled with earth or aggregate and capped with 75 mm (3 in.) of bituminous mixture or grout."

80140

SOIL MODIFICATION (BDE)

Effective: November 1, 2004

Revised: April 1, 2005

Revise Section 302 of the Standard Specifications to read:

"SECTION 302. SOIL MODIFICATION

302.01 Description. This work shall consist of constructing a modified soil layer composed of soil, water, and a modifier.

302.02 Materials. Materials shall meet the requirements of the following Articles of Section 1000 Materials:

Item	Article/Section
(a) Type I Portland Cement	1001
(b) Type I (SM) Slag-Modified Portland Cement	1001
(c) Water.....	1002
(d) Hydrated Lime.....	1012.01
(e) By-Product, Hydrated Lime (Note 1)	
(f) By-Product, Non-Hydrated Lime (Note 2)	
(g) Lime Slurry (Note 3)	
(h) Class C Fly Ash (Note 4)	
(i) Soil (Note 5)	
(j) Bituminous Materials (Note 6).....	1009.07, 1009.08, 1009.09

Note 1. By-product, hydrated lime (hydrator tailings) shall conform to the following requirements:

Parameter	Value
Total calcium and magnesium oxides (nonvolatile basis)	90 % minimum
Available calcium hydroxide (rapid sugar test, ASTM C 25) plus total MgO content calculated to be equivalent Ca(OH) ₂	70 % minimum
As received loss on ignition (carbon dioxide plus moisture, combined and free)	5 % maximum
Free water (as-received basis)	4 % maximum
SO ₃	10 % maximum

The sieve analysis of the lime residue shall be as follows:

Sieve	Maximum Percent Retained
4.75 mm (No. 4)	0
600 µm (No. 30)	10

150 µm (No. 100)	60
------------------	----

Note 2. By-product, non-hydrated lime (lime kiln dust) shall conform to the following requirements:

Parameter	Value
Total calcium and magnesium oxides (nonvolatile basis)	60 % minimum
Available calcium hydroxide (rapid sugar test, ASTM C 25) plus total MgO content calculated to be equivalent Ca (OH) ₂	30 % minimum
As received loss on ignition (carbon dioxide plus moisture, combined and free)	40 % maximum
Free water (as received basis)	4 % maximum
SO ₃	10 % maximum

The sieve analysis of the lime residue shall be as follows:

Sieve	Maximum Percent Retained
4.75 mm (No. 4)	5
600 µm (No. 30)	10
150 µm (No. 100)	30

Note 3. The lime used in the slurry shall be either hydrated lime conforming to the requirements of ASTM C 207, Type N, or quicklime conforming to the requirements for calcium lime as stated in ASTM C 5. The quantity of lime (hydrated lime or quicklime) in the slurry shall be a minimum of 35 percent and a maximum of 45 percent by total mass (weight) of slurry.

Note 4. The fly ash shall meet the physical and chemical requirements of AASHTO M 295, Class C.

Note 5. When lime (slurry or dry) is used as the modifier, the soil shall have a minimum clay content of 15 percent, determined according to AASHTO T 88; and shall have a maximum organic matter content of 10 percent, determined according to AASHTO T 194.

Note 6. The bituminous materials used for curing shall be emulsified asphalt RS-1, RS-2, CRS-1, CRS-2, HFE 60, HFE 90, or HFE 150; rapid curing liquid asphalt RC-70 or RC-250; or medium curing liquid asphalt MC-70 or MC-250.

302.03 Equipment. Equipment shall meet the requirements of the following Articles of Section 1100 - Equipment:

Item	Article/Section
(a) Rotary Speed Mixer	1101.06

- (b) Disk Harrow (Note 1)..... 1101.02
- (c) Distributor (Note 2)
- (d) Lime Slurry Equipment (Note 3)

Note 1. A disk harrow may be used for soil modification with portland cement, slag-modified portland cement, or lime (slurry or dry) when permitted by the Engineer.

Note 2. The distributor shall be of a mechanical type and shall be approved by the Engineer.

Note 3. The equipment used for mixing, transporting, slaking, and placing lime slurry shall be approved by the Engineer.

302.04 Proportioning. Proportioning shall be as follows.

- (a) Samples. Samples of the soil modifier(s) and the project soil(s) shall be obtained and submitted to the Engineer at least 45 days prior to the construction of the modified soil. Sample sizes shall be a minimum of 12 kg (25 lb) for the modifier(s) and 90 kg (200 lb) for the project soil(s).
- (b) Mix Design. The actual proportions of modifier, soil, and water will be determined by the Engineer prior to construction using the submitted samples. The Engineer reserves the right to make such adjustments in proportions as are considered necessary during the progress of the work.

In no case shall proportions or type of modifier be changed during the progress of the work without permission by the Engineer.

CONSTRUCTION REQUIREMENTS

302.05 General. The modified soil shall be constructed when the temperature of the soil, measured 150 mm (6 in.) below the surface, is above 10 °C (50 °F); and the ambient air temperature in the shade is above 7 °C (45 °F).

The quantity of modified soil constructed shall be limited to that which can be covered by the succeeding pavement layer during the same construction season.

302.06 Preparation of Subgrade. The area to be processed shall be shaped to the proper grade and cross section. All vegetation and other objectionable material shall be removed from within the limits of modification. In cut or at grade sections, the subgrade shall be prepared according to Article 301.03, Steps 1 and 2. The subgrade shall be compacted adequately for the equipment to modify the soil.

302.07 Application of Modifier. The modifier shall be applied uniformly on the soil. The application of modifier shall be limited to that amount which can be incorporated into the soil within the same working day.

After application of dry modifiers, but before the addition of any water, the surface of the subgrade shall be lightly scarified or disked. When lime slurry is used, the surface of the subgrade shall be lightly scarified or disked prior to application of the slurry.

Dry modifiers shall not be applied when wind conditions are such that blowing modifier becomes objectionable to adjacent property owners or creates a hazard to traffic on adjacent highways, as determined by the Engineer.

Lime slurry shall be applied within 30 days of preparing and mixing the slurry, and shall be thoroughly agitated prior to application.

Modifier which has been damaged by hydration due to rain prior to or during the mixing operations, or has been displaced by the Contractor's equipment or other traffic after application shall be replaced.

302.08 Mixing. The modifier, soil, and water shall be thoroughly mixed. Mixing shall continue until a homogeneous layer of the required thickness has been obtained and a minimum of 75 percent of the mixture is smaller than 25 mm (1 in.). The moisture content of the modified soil shall be between optimum and three percent above optimum.

For soil modification with fly ash, more than one pass of the rotary speed mixer may be necessary to obtain a homogenous mixture. If more than one pass of the rotary speed mixer is required, the application of the fly ash shall be modified such that 25 percent of the specified fly ash quantity is applied and mixed with a down-cut motion as a preparation for the final pass of the rotary speed mixer. The remaining specified quantity of fly ash shall be applied prior to the final pass of the rotary speed mixer. Mixing shall continue until a minimum 75 percent of the mixture is smaller than 25 mm (1 in.).

302.09 Compaction. Compaction of soil modified with portland cement, slag-modified portland cement, or fly ash shall be completed no later than one hour after mixing begins.

Compaction of soil modified with hydrated lime or by-product non-hydrated lime shall be completed within the same working day.

Compaction of soil modified with lime slurry shall begin within 24 hours.

Compaction of soil modified with by-product hydrated lime shall be delayed a minimum of 24 hours. The Engineer may require additional water or further mixing prior to the final compaction of soil modified with by-product hydrated lime. In no case shall compaction be started later than three days after mixing unless approved by the Engineer. If compaction is to be delayed, the surface of the soil shall be crown-graded and sealed from moisture loss by either blade dragging or light rolling immediately after mixing.

The compacted, modified soil shall have a minimum dry density of 95 percent of the laboratory standard dry density. The in place dry density will be determined according to AASHTO T 191, or Illinois Modified AASHTO T 310 (Direct Transmission Density/Backscatter Moisture). The laboratory standard dry density will be determined according to AASHTO T 99.

302.10 Finishing and Curing. When multiple lifts are used to construct the modified soil layer, the top lift shall be a minimum of 150 mm (6 in.) thick when compacted.

When compaction of the modified soil is nearing completion, the surface shall be shaped to the required lines, grades, and cross section shown on the plans. For bituminous concrete base course and pavement (full-depth) and portland cement concrete base course and pavement, the surface of the modified soil shall be brought to true shape and correct elevation according to Article 301.06, except that well compacted earth shall not be used to fill low areas.

Soils modified with portland cement, slag-modified portland cement, or fly ash shall be cured for a minimum of 24 hours. The ambient air temperature shall be above 7 °C (45 °F) during curing.

Soils modified with lime (slurry or dry) generally will not require curing unless the minimum stability requirements in Article 302.11 cannot be met. If it has been determined by the Engineer that curing is necessary, the curing requirements stated above shall apply.

During the curing period, the moisture content of the modified soil shall be maintained at optimum by sprinkling with water, use of plastic sheeting, or applying bituminous materials according to Article 312.19. During this period, no equipment or traffic will be permitted on the completed work beyond that required for maintenance of curing.

Equipment of such weight, or used in such a way as to cause a rut depth of 12 mm (0.5 in.) or more in the finished modified soil, shall be removed, or the rutting otherwise prevented, as directed by the Engineer.

302.11 Subgrade Stability. Following curing, or after compaction when no curing is performed, the Engineer will determine the stability of the modified soil in terms of the immediate bearing value (IBV), according to Illinois Test Procedure 501. The IBV shall be a minimum of 10.0.

No equipment or traffic shall be on the modified soil after compaction until the required IBV is attained.

302.12 Method of Measurement. This work will be measured for payment as follows.

(a) Contract Quantities. The requirements for the use of contract quantities shall conform to Article 202.07(a).

- (b) Measured Quantities. Processing modified soils will be measured for payment in place and the area computed in square meters (square yards). The width for measurement will be as shown on the plans.

Modifier will be measured for payment in metric tons (tons). The modifier will be measured in trucks or freight cars. The Contractor shall furnish or arrange for use of scales of a type approved by the Engineer. When the modifier is shipped in trucks, it shall be measured at the place of loading, at the place of unloading, or at such other place as the Engineer may designate. The Engineer may accept original signed freight bills in lieu of determining the mass (weight).

Should the Contractor's method of construction require additional earth excavation or embankment due to requiring more than one lift to construct the modified soil layer as shown on the plans, this extra earth excavation and embankment will not be measured for payment.

302.13 Basis of Payment. This work will be paid for at the contract unit price per square meter (square yard) for PROCESSING MODIFIED SOIL, of the thickness specified; and per metric ton (ton) for LIME, FLY ASH, PORTLAND CEMENT, or SLAG-MODIFIED PORTLAND CEMENT."

80135

SUBCONTRACTOR MOBILIZATION PAYMENTS (BDE)

Effective: April 2, 2005

To account for the preparatory work and operations necessary for the movement of subcontractor personnel, equipment, supplies, and incidentals to the project site and for all other work or operations that must be performed or costs incurred when beginning work approved for subcontracting in accordance with Article 108.01 of the Standard Specifications, the Contractor shall make a mobilization payment to each subcontractor.

This mobilization payment shall be made at least 14 days prior to the subcontractor starting work. The amount paid shall be equal to 3 percent of the amount of the subcontract reported on form BC 260A submitted for the approval of the subcontractor's work.

This provision shall be incorporated directly or by reference into each subcontract approved by the Department.

80143

SUBGRADE PREPARATION (BDE)

Effective: November 1, 2002

Revise the tenth paragraph of Article 301.03 of the Standard Specifications to read:

"Equipment of such weight, or used in such a way as to cause a rut in the finished subgrade of 13 mm (1/2 in.) or more in depth, shall be removed from the work or the rutting otherwise prevented."

80086

SUPERPAVE BITUMINOUS CONCRETE MIXTURES (BDE)

Effective: January 1, 2000

Revised: April 1, 2004

Description. This work shall consist of designing, producing and constructing Superpave bituminous concrete mixtures using Illinois Modified Strategic Highway Research Program (SHRP) Superpave criteria. This work shall be according to Sections 406 and 407 of the Standard Specifications and the special provision, "Quality Control/Quality Assurance of Bituminous Concrete Mixtures", except as follows.

Materials.

- (a) Fine Aggregate Blend Requirement. The Contractor may be required to provide FA 20 manufactured sand to meet the design requirements. For mixtures with $N_{design} \geq 90$, at least 50 percent of the required fine aggregate fraction shall consist of either stone sand, slag sand, or steel slag sand meeting the FA/FM 20 gradation.
- (b) Reclaimed Asphalt Pavement (RAP). If the Contractor is allowed to use more than 15 percent RAP, as specified in the plans, a softer performance-graded binder may be required as determined by the Engineer.

RAP shall meet the requirements of the special provision, "RAP for Use in Bituminous Concrete Mixtures".

RAP will not be permitted in mixtures containing polymer modifiers.

RAP containing steel slag will be permitted for use in top-lift surface mixtures only.

- (c) Bituminous Material. The asphalt cement (AC) shall be performance-graded (PG) or polymer modified performance-graded (SBS-PG or SBR-PG) meeting the requirements of Article 1009.05 of the Standard Specifications for the grade specified on the plans.

The following additional guidelines shall be used if a polymer modified asphalt is specified:

- (1) The polymer modified asphalt cement shall be shipped, maintained, and stored at the mix plant according to the manufacturer's requirements. Polymer modified asphalt cement shall be placed in an empty tank and shall not be blended with other asphalt cements.
- (2) The mixture shall be designed using a mixing temperature of $163 \pm 3 \text{ }^\circ\text{C}$ ($325 \pm 5 \text{ }^\circ\text{F}$) and a gyratory compaction temperature of $152 \pm 3 \text{ }^\circ\text{C}$ ($305 \pm 5 \text{ }^\circ\text{F}$).
- (3) Pneumatic-tired rollers will not be allowed unless otherwise specified by the Engineer. A vibratory roller meeting the requirements of Article 406.16 of the

Standard Specifications shall be required in the absence of the pneumatic-tired roller.

Laboratory Equipment.

- (a) Superpave Gyratory Compactor. The superpave gyratory compactor (SGC) shall be used for all QC/QA testing.
- (b) Ignition Oven. The ignition oven shall be used to determine the AC content. The ignition oven shall also be used to recover aggregates for all required washed gradations.

The Engineer may waive the ignition oven requirement for AC content if the aggregates to be used are known to have ignition AC content calibration factors which exceed 1.5 percent. If the ignition oven requirement is waived, other Department approved methods shall be used to determine the AC content.

Mixture Design. The Contractor shall submit mix designs, for approval, for each required mixture. Mix designs shall be developed by Level III personnel who have successfully completed the course, "Superpave Mix Design Upgrade". Articles 406.10 and 406.13 of the Standard Specifications shall not apply. The mixtures shall be designed according to the respective Illinois Modified AASHTO references listed below.

AASHTO MP 2	Standard Specification for Superpave Volumetric Mix Design
AASHTO R 30	Standard Practice for Mixture Conditioning of Hot-Mix Asphalt (HMA)
AASHTO PP 28	Standard Practice for Designing Superpave HMA
AASHTO T 209	Theoretical Maximum Specific Gravity and Density of Bituminous Paving Mixtures
AASHTO T 312	Preparing and Determining the Density of Hot Mix Asphalt (HMA) Specimens by Means of the Superpave Gyratory Compactor
AASHTO T 308	Determining the Asphalt Content of Hot Mix Asphalt (HMA) by the Ignition Method

- (a) Mixture Composition. The ingredients of the bituminous mixture shall be combined in such proportions as to produce a mixture conforming to the composition limits by weight. The gradation mixture specified on the plans shall produce a mixture falling within the limits specified in Table 1.

TABLE 1. MIXTURE COMPOSITION (% PASSING) ^{1/}								
Sieve Size	IL-25.0 mm		IL-19.0 mm		IL-12.5 mm ^{4/}		IL-9.5 mm ^{4/}	
	min	max	min	max	min	max	min	max
37.5 mm (1 1/2 in.)		100						
25 mm (1 in.)	90	100		100				
19 mm (3/4 in.)		90	82	100		100		
12.5 mm (1/2 in.)	45	75	50	85	90	100		100
9.5 mm (3/8 in.)						89	90	100
4.75 mm (#4)	24	42 ^{2/}	24	50 ^{2/}	28	65	28	65
2.36 mm (#8)	16	31	20	36	28	48 ^{3/}	28	48 ^{3/}
1.18 mm (#16)	10	22	10	25	10	32	10	32
600 µm (#30)								
300 µm (#50)	4	12	4	12	4	15	4	15
150 µm (#100)	3	9	3	9	3	10	3	10
75 µm (#200)	3	6	3	6	4	6	4	6

1/ Based on percent of total aggregate weight.

2/ The mixture composition shall not exceed 40 percent passing the 4.75 mm (#4) sieve for binder courses with Ndesign ≥ 90.

3/ The mixture composition shall not exceed 40 percent passing the 2.36 mm (#8) sieve for surface courses with Ndesign ≥ 90.

4/ The mixture composition for surface courses shall be according to IL-12.5 mm or IL-9.5 mm, unless otherwise specified by the Engineer.

One of the above gradations shall be used for leveling binder as specified in the plans and according to Article 406.04 of the Standard Specifications.

It is recommended that the selected combined aggregate gradation not pass through the restricted zones specified in Illinois Modified AASHTO MP 2.

- (b) Dust/AC Ratio for Superpave. The ratio of material passing the 75 μm (#200) sieve to total asphalt cement shall not exceed 1.0 for mixture design (based on total weight of mixture).
- (c) Volumetric Requirements. The target value for the air voids of the hot mix asphalt (HMA) shall be 4.0 percent at the design number of gyrations. The VMA and VFA of the HMA design shall be based on the nominal maximum size of the aggregate in the mix and shall conform to the requirements listed in Table 2.

TABLE 2. VOLUMETRIC REQUIREMENTS					
Ndesign	Voids in the Mineral Aggregate (VMA), % minimum				Voids Filled with Asphalt (VFA), %
	IL-25.0	IL-19.0	IL-12.5	IL-9.5	
50	12.0	13.0	14.0	15	65 - 78
70					65 - 75
90					
105					

- (d) Determination of Need for Anti-Stripping Additive. The mixture designer shall determine if an additive is needed in the mix to prevent stripping. The determination will be made on the basis of tests performed according to Illinois Modified T 283 using 4 in. Marshall bricks. To be considered acceptable by the Department as a mixture not susceptible to stripping, the ratio of conditioned to unconditioned split tensile strengths (TSRs) shall be equal to or greater than 0.75. Mixtures, either with or without an additive, with TSRs less than 0.75 will be considered unacceptable.

If it is determined that an additive is required, the additive may be hydrated lime, slaked quicklime, or a liquid additive, at the Contractor's option. The liquid additive shall be selected from the Department's list of approved additives and may be limited to those which have exhibited satisfactory performance in similar mixes.

Dry hydrated lime shall be added at a rate of 1.0 to 1.5 percent by weight of total dry aggregate. Slurry shall be added in such quantity as to provide the required amount of hydrated lime solids by weight of total dry aggregate. The exact rate of application for all anti-stripping additives will be determined by the Department. The method of application shall be according to Article 406.12 of the Standard Specifications.

Personnel. The QC Manager and Level I Technician shall have successfully completed the Department's "Superpave Field Control Course".

Required Plant Tests. Testing shall be conducted to control the production of the bituminous mixture. The Contractor shall use the test methods identified to perform the following mixture tests at a frequency not less than that indicated in Table 3.

TABLE 3. REQUIRED PLANT TESTS for SUPERPAVE		
Parameter	Frequency of Tests	Test Method
Aggregate Gradation Hot bins for batch and continuous plants Individual cold-feeds or combined belt-feed for drier drum plants. (% passing sieves: 12.5 mm (1/2 in.), 4.75 mm (No. 4), 2.36 mm (No. 8), 600 µm (No. 30), 75 µm (No. 200))	1 dry gradation per day of production (either morning or afternoon sample). and 1 washed ignition oven test on the mix per day of production (conduct in afternoon if dry gradation is conducted in the morning or vice versa). NOTE. The order in which the above tests are conducted shall alternate from the previous production day (example: a dry gradation conducted in the morning will be conducted in the afternoon on the next production day and so forth). The dry gradation and washed ignition oven test results shall be plotted on the same control chart.	Illinois Procedure (See Manual of Test Procedures for Materials).
Asphalt Content by Ignition Oven (Note 1.)	1 per half day of production	Illinois Modified AASHTO T 308
Air Voids	Bulk Specific Gravity of Gyratory Sample	1 per half day of production for first 2 days and 1 per day thereafter (first sample of the day)
	Maximum Specific Gravity of Mixture	Illinois Modified AASHTO T 209

Note 1. The Engineer may waive the ignition oven requirement for AC content if the aggregates to be used are known to have ignition AC content calibration factors which exceed 1.5 percent. If the ignition oven requirement is waived, other Department approved methods shall be used to determine the AC content.

During production, the ratio of minus 75 µm (#200) sieve material to total asphalt cement shall be not less than 0.6 nor more than 1.2 and the moisture content of the mixture at discharge from the mixer shall not exceed 0.5 percent. If at any time the ratio of minus 75 µm (#200) material to asphalt or moisture content of the mixture falls outside the stated limits, production of the mix shall cease. The cause shall be determined and corrective action satisfactory to the Engineer shall be initiated prior to resuming production.

During production, mixtures containing an anti-stripping additive will be tested by the Department for stripping according to Illinois Modified T 283. If the mixture fails to meet the TSR

criteria for acceptance, no further mixture will be accepted until the Contractor takes such action as is necessary to furnish a mixture meeting the criteria.

Construction Requirements

Lift Thickness.

- (a) Binder and Surface Courses. The minimum compacted lift thickness for constructing bituminous concrete binder and surface courses shall be according to Table 4:

TABLE 4 – MINIMUM COMPACTED LIFT THICKNESS	
Mixture	Thickness, mm (in.)
IL-9.5	32 (1 1/4)
IL-12.5	38 (1 1/2)
IL-19.0	57 (2 1/4)
IL-25.0	76 (3)

- (b) Leveling Binder. Mixtures used for leveling binder shall be as follows:

TABLE 5 – LEVELING BINDER	
Nominal, Compacted, Leveling Binder Thickness, mm (in.)	Mixture
≤ 32 (1 1/4)	IL-9.5
32 (1 1/4) to 50 (2)	IL 9.5 or IL-12.5

Density requirements shall apply for leveling binder when the nominal, compacted thickness is 32 mm (1 1/4 in.) or greater for IL-9.5 mixtures and 38 mm (1 1/2 in.) or greater for IL-12.5 mixtures.

- (c) Full-Depth Pavement. The compacted thickness of the initial lift of binder course shall be 100 mm (4 in.). The compacted thickness of succeeding lifts shall meet the minimums specified in Table 4 but not exceed 100 mm (4 in.).

If a vibratory roller is used for breakdown, the compacted thickness of the binder lifts, excluding the top lift, may be increased to 150 mm (6 in.) provided the required density is obtained.

- (d) Bituminous Patching. The minimum compacted lift thickness for constructing bituminous patches shall be according to Table 4.

Control Charts/Limits. Control charts/limits shall be according to QC/QA Class I requirements, except density shall be plotted on the control charts within the following control limits:

TABLE 6. DENSITY CONTROL LIMITS		
Mixture	Parameter	Individual Test
12.5 mm / 9.5 mm	N _{design} ≥ 90	92.0 – 96.0%
12.5 mm / 9.5 mm	N _{design} < 90	92.5 – 97.4%
19.0 mm / 25.0 mm	N _{design} ≥ 90	93.0 – 96.0%
19.0 mm / 25.0 mm	N _{design} < 90	93.0 – 97.4%

Basis of Payment. On resurfacing projects, this work will be paid for at the contract unit price per metric ton (ton) for BITUMINOUS CONCRETE SURFACE COURSE, SUPERPAVE, of the friction aggregate mixture and N_{design} specified, LEVELING BINDER (HAND METHOD), SUPERPAVE, of the N_{design} specified, LEVELING BINDER (MACHINE METHOD), SUPERPAVE, of the N_{design} specified, and BITUMINOUS CONCRETE BINDER COURSE, SUPERPAVE, of the mixture composition and N_{design} specified.

On resurfacing projects in which polymer modifiers are required, this work will be paid for at the contract unit price per metric ton (ton) for POLYMERIZED BITUMINOUS CONCRETE SURFACE COURSE, SUPERPAVE, of the friction aggregate mixture and N_{design} specified, POLYMERIZED LEVELING BINDER (HAND METHOD), SUPERPAVE, of the N_{design} specified, POLYMERIZED LEVELING BINDER (MACHINE METHOD), SUPERPAVE, of the N_{design} specified, and POLYMERIZED BITUMINOUS CONCRETE BINDER COURSE, SUPERPAVE, of the mixture composition and N_{design} specified.

On full-depth pavement projects, this work will be paid for at the contract unit price per square meter (square yard) for BITUMINOUS CONCRETE PAVEMENT, (FULL-DEPTH), SUPERPAVE, of the thickness specified.

On projects where widening is constructed and the entire pavement is then resurfaced, the binder for the widening will be paid for at the contract unit price per square meter (square yard) for BITUMINOUS CONCRETE BINDER COURSE, SUPERPAVE, of the mixture composition, N_{design}, and thickness specified. The surface and binder used to resurface the entire pavement will be paid for according to the paragraphs above for resurfacing projects.

80010

TEMPORARY CONCRETE BARRIER (BDE)

Effective: October 1, 2002
Revised: November 1, 2003

Revise Section 704 of the Standard Specifications to read:

"SECTION 704. TEMPORARY CONCRETE BARRIER

704.01 Description. This work shall consist of furnishing, placing, maintaining, relocating and removing precast concrete barrier at temporary locations as shown on the plans or as directed by the Engineer.

704.02 Materials. Materials shall meet the requirements of the following Articles of Section 1000 - Materials:

Item	Article/Section
(a) Portland Cement Concrete	1020
(b) Reinforcement Bars (Note 1).....	1006.10(a)(b)
(c) Connecting Pins and Anchoring Pins.....	1006.09
(d) Connecting Loop Bars (Note 2)	
(e) Rapid Set Mortar (Note 3)	

Note 1. Reinforcement bars shall be Grade 400 (Grade 60).

Note 2. Connecting loop bars shall be smooth bars conforming to the requirements of ASTM A 36.

Note 3. Rapid set materials shall be obtained from the Department's approved list of Packaged, Dry, Rapid Hardening Cementitious Materials for Concrete Repairs. For a rapid set mortar mixture, one part packaged rapid set cement shall be combined with two parts fine aggregate, by volume or a packaged rapid set mortar shall be used. Mixing of the rapid set mortar shall be according to the manufacturer's instructions.

CONSTRUCTION REQUIREMENTS

704.03 General. Precast concrete barrier produced after October 1, 2002 shall meet National Cooperative Highway Research Program (NCHRP) Report 350, Category 3, Test Level 3 requirements and have the F shape. Precast concrete barrier shall be constructed according to the Bureau of Materials and Physical Research's Policy Memorandum "Quality Control/Quality Assurance Program for Precast Concrete Products", applicable portions of Sections 504 and 1020, and to the details shown on the plans.

Precast units shall not be removed from the casting beds until a flexural strength of 2,000 kPa (300 psi) or a compressive strength of 10,000 kPa (1400 psi) is attained. When the

concrete has attained a compressive strength according to Article 1020.04, and not prior to four days after casting, the units may be loaded, shipped and used.

704.04 Installation. F shape barrier units shall be seated on bare, clean pavement or paved shoulder and pinned together in a smooth, continuous line at the exact locations provided by the Engineer. The barrier unit at each end of the installation shall be secured to the pavement or paved shoulder using six anchoring pins and protected with an impact attenuator as shown on the plans.

F shape and New Jersey shape barrier units shall not be mixed in the same run.

Barrier units or attachments damaged during transportation or handling, or by traffic during the life of the installation, shall be repaired or replaced by the Contractor at his/her expense. The Engineer will be the sole judge in determining which units or attachments require repair or replacement.

The temporary barriers shall be removed when no longer required by the contract. After removal, all anchoring holes in the pavement or paved shoulder shall be filled with a rapid set mortar. Only enough water to permit placement and consolidation by rodding shall be used and the material shall be struck-off flush.

704.05 New Jersey Shape Barrier. New Jersey shape barrier produced prior to October 1, 2002 according to earlier Department standards, may be used until January 1, 2008.

Barrier units or attachments damaged during transportation or handling, or by traffic during the life of the installation, shall be repaired or replaced by the Contractor at his/her expense. The Engineer will be the sole judge in determining which units or attachments require repair or replacement.

F shape and New Jersey shape barrier units shall not be mixed in the same run.

The barrier unit at each end of the installation shall be secured to the pavement or paved shoulder using six dowel bars and protected with an impact attenuator as shown on the plans.

The temporary barriers shall be removed when no longer required by the contract. After removal, all anchoring holes in the pavement or paved shoulder shall be filled with a rapid set mortar. Only enough water to permit placement and consolidation by rodding shall be used and the material shall be struck-off flush.

704.06 Method of Measurement. Temporary concrete barrier will be measured for payment in meters (feet) in place along the centerline of the barrier. When temporary concrete barrier is relocated within the limits of the jobsite, the relocated barrier will be measured for payment in meters (feet) in place along the centerline of the barrier.

704.07 Basis of Payment. When the Contractor furnishes the barrier units, this work will be paid for at the contract unit price per meter (foot) for TEMPORARY CONCRETE BARRIER or RELOCATE TEMPORARY CONCRETE BARRIER.

When the Department furnishes the barrier units, this work will be paid for at the contract unit price per meter (foot) for TEMPORARY CONCRETE BARRIER, STATE OWNED or RELOCATE TEMPORARY CONCRETE BARRIER, STATE OWNED.

Impact attenuators will be paid for separately." |

80092

TEMPORARY EROSION CONTROL (BDE)

Effective: November 1, 2002

Revise the fifth sentence of the third paragraph of Article 280.04(a) of the Standard Specifications to read:

"This work may be constructed of hay or straw bales, extruded UV resistant high density polyethylene panels, erosion control blanket, mulch barrier, aggregate barriers, excavation, seeding, or mulch used separately or in combination, as approved, by the Engineer."

Add the following paragraphs after the fifth paragraph of Article 280.04(a) of the Standard Specifications.

"A ditch check constructed of extruded, UV resistant, high density polyethylene panels, "M" pins and erosion control blanket shall consist of the following materials:

Extruded, UV resistant, high density polyethylene panels shall have a minimum height of 250 mm (10 in.) and minimum length of 1.0 m (39.4 in.). The panels shall have a 51 mm (2 in.) lip along the bottom of the panel. Each panel shall have a single rib thickness of 4 mm (5/32 in.) with a 12 mm (1/2 in.) distance between the ribs. The panels shall have an average apparent opening size equal to 4.75 mm (No. 4) sieve, with an average of 30 percent open area. The tensile strength of each panel shall be 26.27 kN/m (1800 lb/ft) in the machine direction and 7.3 kN/m (500 lb/ft) in the transverse direction when tested according to ASTM D 4595.

"M" pins shall be at least 76 mm (3 in.) by 686 mm (27 in.), constructed out of deformed grade C1008 D3.5 rod (0.211 in. diameter). The rod shall have a minimum tensile strength of 55 MPa (8000 psi).

Erosion control blanket shall conform to Article 251.04.

A section of erosion control blanket shall be placed transverse to the flowline direction of the ditch prior to the construction of the polyethylene ditch check. The length of the section shall extend from the top of one side of the ditch to the top of the opposite side of the ditch, while the width of the section shall be one roll width of the blanket. The upstream edge of the erosion control blanket shall be secured in a 100 mm (4 in.) trench. The blanket shall be secured in the trench with 200 mm (8 in.) staples placed at 300 mm (1 ft) intervals along the edge before the trench is backfilled. Once the upstream edge of the blanket is secured, the downstream edge shall be secured with 200 mm (8 in.) staples placed at 300 mm (1 ft) intervals along the edge. The polyethylene ditch check shall be installed in the middle of the erosion control blanket, with the lip of each panel facing outward.

The ditch check shall consist of two panels placed back to back forming a single row. Placement of the first two panels shall be at the toe of the backslope or sideslope, with the panels extending across the bottom of the ditch. Subsequent panels shall extend both across the bottom of the ditch and up the opposite sideslope, as well as up the original backslope or sideslope at the distance determined by the Engineer.

The M pins shall be driven through the panel lips to secure the panels to the ground. M pins shall be installed in the center of the panels with adjacent panels overlapping the ends a minimum of 50 mm (2 in.). The pins shall be placed through both sets of panels at each overlap. They shall be installed at an interval of three M pins per one meter (39 in.) length of ditch check. The panels shall be wedged into the M pins at the top to ensure firm contact between the entire bottom of the panels and the soil."

80087

TRAFFIC BARRIER TERMINALS (BDE)

Effective: January 1, 2003

Revise Article 631.05 of the Standard Specifications to read:

"631.05 Traffic Barrier Terminal, Type 5 and Type 5A. The face of the guardrail shall be installed flush with the face of the bridge rail or parapet."

Revise Article 631.06 of the Standard Specifications to read:

"631.06 Traffic Barrier Terminal, Type 6. When attaching the end shoe to concrete constructed with forms and with a thickness of 300 mm (12 in.) or less, the holes may be formed, core drilled or an approved 20 mm (3/4 in.) cast-in-place insert may be used.

When attaching the end shoe to concrete constructed with forms and with a thickness greater than 300 mm (12 in.), an approved M20 (3/4 in.) bolt with an approved expansion device may be used in lieu of formed or core drilled holes.

When attaching the end shoe to concrete constructed by slipforming, the holes shall be core drilled.

The tapered, parapet, wood block out shall be used on all appurtenances with a sloped face.

When no bridge approach curb is present, Type B concrete curb shall be constructed as shown on the plans according to Section 606."

Revise Article 631.07 of the Standard Specifications to read:

"631.07 Traffic Barrier Terminal, Type 6B. Attachment of the end shoe to concrete shall be according to Article 631.06 except the tapered, parapet, wood block out will not be required."

Delete the third and fourth paragraphs of Article 631.11 of the Standard Specifications.

Add the following paragraph to the end of Article 631.11 of the Standard Specifications:

"Construction of the Type B concrete curb for TRAFFIC BARRIER TERMINAL, TYPE 6 will be paid for according to Article 606.14."

80098

TRAFFIC CONTROL DEFICIENCY DEDUCTION (BDE)

Effective: April 1, 1992

Revised: January 1, 2005

To ensure a prompt response to incidents involving the integrity of work zone traffic control, the Contractor shall provide a telephone number where a responsible individual can be contacted 24 hours-a-day.

When the Engineer is notified, or determines a traffic control deficiency exists, he/she will notify and direct the Contractor to correct the deficiency within a specified time. The specified time, which begins upon notification to the Contractor, will be from 1/2 hour to 12 hours based upon the urgency of the situation and the nature of the deficiency. The Engineer shall be the sole judge.

A deficiency may be any lack of repair, maintenance, or non-compliance with the traffic control plan. A deficiency may also be applied to situations where corrective action is not an option, such as the use of non-certified flaggers for short term operations; working with lane closures beyond the time allowed in the contract; or failure to perform required contract obligations such as traffic control surveillance.

If the Contractor fails to correct a deficiency within the specified time, a daily monetary deduction will be imposed for each calendar day or fraction thereof the deficiency exists. The calendar day(s) will begin with notification to the Contractor and end with the Engineer's acceptance of the correction. The daily monetary deduction will be either \$1,000 or 0.05 percent of the awarded contract value, whichever is greater. For those deficiencies where corrective action was not an option this monetary deduction will be immediate.

In addition, if the Contractor fails to respond, the Engineer may correct the deficiency and the cost thereof will be deducted from monies due or which may become due the Contractor. This corrective action will in no way relieve the Contractor of his/her contractual requirements or responsibilities.

57291

WEIGHT CONTROL DEFICIENCY DEDUCTION (BDE)

Effective: April 1, 2001

Revised: August 1, 2002

The Contractor shall provide accurate weights of materials delivered to the contract for incorporation into the work (whether temporary or permanent) and for which the basis of payment is by weight. These weights shall be documented on delivery tickets which shall identify the source of the material, type of material, the date and time the material was loaded, the contract number, the net weight, the tare weight when applicable and the identification of the transporting vehicle. For aggregates, the Contractor shall have the driver of the vehicle furnish or establish an acceptable alternative to provide the contract number and a copy of the material order to the source for each load. The source is defined as that facility that produces the final material product that is to be incorporated into the contract pay items.

The Department will conduct random, independent vehicle weight checks for material sources according to the procedures outlined in the Documentation Section Policy Statement of the Department's Construction Manual and hereby incorporated by reference. The results of the independent weight checks shall be applicable to all contracts containing this Special Provision. Should the vehicle weight check for a source result in the net weight of material on the vehicle exceeding the net weight of material shown on the delivery ticket by 0.50% (0.70% for aggregates) or more, the Engineer will document the independent vehicle weight check and immediately furnish a copy of the results to the Contractor. No adjustment in pay quantity will be made. Should the vehicle weight check for a source result in the net weight of material shown on the delivery ticket exceeding the net weight of material on the vehicle by 0.50% (0.70% for aggregates) or more, the Engineer will document the independent vehicle weight check and immediately furnish a copy of the results to the Contractor. The Engineer will adjust the net weight shown on the delivery ticket to the checked delivered net weight as determined by the Independent vehicle weight check.

The Engineer will also adjust the method of measurement for all contracts for subsequent deliveries of all materials from the source based on the independent weight check. The net weight of all materials delivered to all contracts containing this Special Provision from this source, for which the basis of payment is by weight, will be adjusted by applying a correction factor "A" as determined by the following formula:

$$A = 1.0 - \left(\frac{B-C}{B} \right); \text{ Where } A \leq 1.0; \left(\frac{B-C}{C} \right) > 0.50\% \text{ (0.70\% for aggregates)}$$

Where A = Adjustment factor
B = Net weight shown on delivery ticket
C = Net weight determined from independent weight check

The adjustment factor will be applied as follows:

$$\text{Adjusted Net Weight} = A \times \text{Delivery Ticket Net Weight}$$

The adjustment factor will be imposed until the cause of the deficient weight is identified and corrected by the Contractor to the satisfaction of the Engineer. If the cause of the deficient weight is not identified and corrected within seven (7) calendar days, the source shall cease delivery of all materials to all contracts containing this Special Provision for which the basis of payment is by weight.

Should the Contractor elect to challenge the results of the independent weight check, the Engineer will continue to document the weight of material for which the adjustment factor would be applied. However, provided the Contractor furnishes the Engineer with written documentation that the source scale has been calibrated within seven (7) calendar days after the date of the independent weight check, adjustments in the weight of material paid for will not be applied unless the scale calibration demonstrates that the source scale was not within the specified Department of Agriculture tolerance.

At the Contractor's option, the vehicle may be weighed on a second independent Department of Agriculture certified scale to verify the accuracy of the scale used for the independent weight check.

80048

WORK ZONE TRAFFIC CONTROL DEVICES (BDE)

Effective: January 1, 2003

Revised: November 1, 2004

Add the following to Article 702.01 of the Standard Specifications:

"All devices and combinations of devices shall meet the requirements of the National Cooperative Highway Research Program (NCHRP) Report 350 for their respective categories. The categories are as follows:

Category 1 includes small, lightweight, channelizing and delineating devices that have been in common use for many years and are known to be crashworthy by crash testing of similar devices or years of demonstrable safe performance. These include cones, tubular markers, flexible delineators and plastic drums with no attachments. Category 1 devices shall be crash tested and accepted or may be self-certified by the manufacturer.

Category 2 includes devices that are not expected to produce significant vehicular velocity change but may otherwise be hazardous. These include drums and vertical panels with lights, barricades and portable sign supports. Category 2 devices shall be crash tested and accepted for Test Level 3.

Category 3 includes devices that are expected to cause significant velocity changes or other potentially harmful reactions to impacting vehicles. These include crash cushions, truck mounted attenuators and other devices not meeting the definitions of Category 1 or 2. Category 3 devices shall be crash tested and accepted for either Test Level 3 or the test level specified.

Category 4 includes portable or trailer-mounted devices such as arrow boards, changeable message signs, temporary traffic signals and area lighting supports. Currently, there is no implementation date set for this category and it is exempt from the NCHRP 350 compliance requirement.

The Contractor shall provide a manufacturer's self-certification letter for each Category 1 device and an FHWA acceptance letter for each Category 2 and Category 3 device used on the contract. The letters shall state the device meets the NCHRP 350 requirements for its respective category and test level, and shall include a detail drawing of the device."

Delete the third, fourth and fifth paragraphs of Article 702.03(b) of the Standard Specifications.

Delete the third sentence of the first paragraph of Article 702.03(c) of the Standard Specifications.

Revise the first sentence of the first paragraph of Article 702.03(e) of the Standard Specifications to read:

"Drums shall be nonmetallic and have alternating reflectorized Type AA or Type AP fluorescent orange and reflectorized white horizontal, circumferential stripes."

Add the following to Article 702.03 of the Standard Specifications:

"(h) Vertical Barricades. Vertical barricades may be used in lieu of cones, drums or Type II barricades to channelize traffic."

Delete the fourth paragraph of Article 702.05(a) of the Standard Specifications.

Revise the sixth paragraph of Article 702.05(a) of the Standard Specifications to read:

"When the work operations exceed four days, all signs shall be post mounted unless the signs are located on the pavement or define a moving or intermittent operation. When approved by the Engineer, a temporary sign stand may be used to support a sign at 1.2 m (5 ft) minimum where posts are impractical. Longitudinal dimensions shown on the plans for the placement of signs may be increased up to 30 m (100 ft) to avoid obstacles, hazards or to improve sight distance, when approved by the Engineer. "ROAD CONSTRUCTION AHEAD" signs will also be required on side roads located within the limits of the mainline "ROAD CONSTRUCTION AHEAD" signs."

Delete all references to "Type 1A barricades" and "wing barricades" throughout Section 702 of the Standard Specifications.

80097

WORKING DAYS (BDE)

Effective: January 1, 2002

The Contractor shall complete the work within 90 working days.

80071

**REQUIRED CONTRACT PROVISIONS
FEDERAL-AID CONSTRUCTION CONTRACTS**

	Page
I. General	1
II. Nondiscrimination	1
III. Nonsegregated Facilities	3
IV. Payment of Predetermined Minimum Wage.....	3
V. Statements and Payrolls	6
VI. Record of Materials, Supplies, and Labor.....	7
VIII. Safety: Accident Prevention	7
IX. False Statements Concerning Highway Projects.....	7
X. Implementation of Clean Air Act and Federal Water Pollution Control Act	8
XI. Certification Regarding Debarment, Suspension, Ineligibility, and Voluntary Exclusion	8
XII. Certification Regarding Use of Contract Funds for Lobbying	9

ATTACHMENTS

- A. Employment Preference for Appalachian Contracts
(included in Appalachian contracts only)

I. GENERAL

1. These contract provisions shall apply to all work performed on the contract by the contractor's own organization and with the assistance of workers under the contractor's immediate superintendence and to all work performed on the contract by piecework, station work, or by subcontract.

2. Except as otherwise provided for in each section, the contractor shall insert in each subcontract all of the stipulations contained in these Required Contract Provisions, and further require their inclusion in any lower tier subcontract or purchase order that may in turn be made. The Required Contract Provisions shall not be incorporated by reference in any case. The prime contractor shall be responsible for compliance by any subcontractor or lower tier subcontractor with these Required Contract Provisions.

3. A breach of any of the stipulations contained in these Required Contract Provisions shall be sufficient grounds for termination of the contract.

4. A breach of the following clauses of the Required Contract Provisions may also be grounds for debarment as provided in 29 CFR 5.12:

- Section I, paragraph 2;
- Section IV, paragraphs 1, 2, 3, 4 and 7;
- Section V, paragraphs 1 and 2a through 2g.

5. Disputes arising out of the labor standards provisions of Section IV (except paragraph 5) and Section V of these Required Contract Provisions shall not be subject to the general disputes clause of this contract. Such disputes shall be resolved in accordance with the procedures of the U.S. Department of Labor (DOL) as set forth in 29 CFR 5, 6 and 7. Disputes within the meaning of this clause include disputes between the contractor (or any of its subcontractors) and the contracting agency, the DOL, or the contractor's employees or their representatives.

6. Selection of Labor: During the performance of this contract, the contractor shall not:

- a. Discriminate against labor from any other State, possession, or territory of the United States (except for employment preference for Appalachian contracts, when applicable, as specified in Attachment A), or
- b. Employ convict labor for any purpose within the limits of the project unless it is labor performed by convicts who are on parole, supervised release, or probation.

II. NONDISCRIMINATION

1. Equal Employment Opportunity: Equal employment opportunity (EEO) requirements not to discriminate and to take affirmative action to assure equal opportunity as set forth under laws, executive orders, rules, regulations (28 CFR 35, 29 CFR 1630 and 41 CFR 60 (and orders of the Secretary of Labor as modified by the provisions prescribed herein, and imposed pursuant to 23 U.S.C. 140 shall constitute the EEO and specific affirmative action standards for the contractor's project activities under this contract. The Equal Opportunity Construction Contract Specifications set forth under 41 CFR 60-4.3 and the provisions of the American Disabilities Act of 1990 (42 U.S.C. 12101 et seq.) set forth under 28 CFR 35 and 29 CFR 1630 are incorporated by reference in this contract. In the execution of this contract, the contractor agrees to comply with the following minimum specific requirement activities of EEO:

a. The contractor will work with the State highway agency (SHA) and the Federal Government in carrying out EEO obligations and in their review of his/her activities under the contract.

b. The contractor will accept as his operating policy the following statement:

"It is the policy of this Company to assure that applicants are employed, and that employees are treated during employment, without regard to their race, religion, sex, color, national origin, age or disability. Such action shall include: employment, upgrading, demotion, or transfer; recruitment or recruitment advertising; layoff or termination; rates of pay or other forms of compensation; and selection for training, including apprenticeship, preapprenticeship, and/or on-the-job-training."

2. EEO Officer: The contractor will designate and make known to the SHA contracting officers an EEO Officer who will have the responsibility for an must be capable of effectively administering and promoting an active contractor program of EEO and who must be assigned adequate authority and responsibility to do so.

3. Dissemination of Policy: All members of the contractor's staff who are authorized to hire, supervise, promote, and discharge employees, or who recommend such action, or who are substantially involved in such action, will be made fully cognizant of, and will implement, the contractor's EEO policy and contractual responsibilities to provide EEO in each grade and classification of employment. To ensure that the above

agreement will be met, the following actions will be taken as a minimum:

a. Periodic meetings of supervisory and personnel office employees will be conducted before the start of work and then not less often than once every six months, at which time the contractor's EEO policy and its implementation will be reviewed and explained. The meetings will be conducted by the EEO Officer.

b. All new supervisory or personnel office employees will be given a thorough indoctrination by the EEO Officer, covering all major aspects of the contractor's EEO obligations within thirty days following their reporting for duty with the contractor.

c. All personnel who are engaged in direct recruitment for the project will be instructed by the EEO Officer in the contractor's procedures for locating and hiring minority group employees.

d. Notices and posters setting forth the contractor's EEO policy will be placed in areas readily accessible to employees, applicants for employment and potential employees.

e. The contractor's EEO policy and the procedures to implement such policy will be brought to the attention of employees by means of meetings, employee handbooks, or other appropriate means.

4. Recruitment: When advertising for employees, the contractor will include in all advertisements for employees the notation: "An Equal Opportunity Employer." All such advertisements will be placed in publications having a large circulation among minority groups in the area from which the project work force would normally be derived.

a. The contractor will, unless precluded by a valid bargaining agreement, conduct systematic and direct recruitment through public and private employees referral sources likely to yield qualified minority group applicants. To meet this requirement, the contractor will identify sources of potential minority group employees, and establish which such identified sources procedures whereby minority group applicants may be referred to the contractor for employment consideration.

b. In the event the contractor has a valid bargaining agreement providing for exclusive hiring hall referrals, he is expected to observe the provisions of that agreement to the extent that the system permits the contractor's compliance with EEO contract provisions. (The DOL has held that where implementation of such agreements have the effect of discriminating against minorities or women, or obligates the contractor to do the same, such implementation violates Executive Order 11246, as amended.)

c. The contractor will encourage his present employees to refer minority group applicants for employment. Information and procedures with regard to referring minority group applicants will be discussed with employees.

5. Personnel Actions: Wages, working conditions, and employee benefits shall be established and administered, and personnel actions of every type, including hiring, upgrading, promotion, transfer, demotion, layoff, and termination, shall be taken without regard to race, color, religion, sex, national origin, age or disability. The following procedures shall be followed:

a. The contractor will conduct periodic inspections of project sites to insure that working conditions and employee facilities do not indicate discriminatory treatment of project site personnel.

b. The contractor will periodically evaluate the spread of wages paid within each classification to determine any

evidence of discriminatory wage practices.

c. The contractor will periodically review selected personnel actions in depth to determine whether there is evidence of discrimination. Where evidence is found, the contractor will promptly take corrective action. If the review indicates that the discrimination may extend beyond the actions reviewed, such corrective action shall include all affected persons.

d. The contractor will promptly investigate all complaints of alleged discrimination made to the contractor in connection with his obligations under this contract, will attempt to resolve such complaints, and will take appropriate corrective action within a reasonable time. If the investigation indicates that the discrimination may affect persons other than the complainant, such corrective action shall include such other persons. Upon completion of each investigation, the contractor will inform every complainant of all of his avenues of appeal.

6. Training and Promotion:

a. The contractor will assist in locating, qualifying, and increasing the skills of minority group and women employees, and applicants for employment.

b. Consistent with the contractor's work force requirements and as permissible under Federal and State regulations, the contractor shall make full use of training programs, i.e., apprenticeship, and on-the-job training programs for the geographical area of contract performance. Where feasible, 25 percent of apprentices or trainees in each occupation shall be in their first year of apprenticeship or training. In the event a special provision for training is provided under this contract, this subparagraph will be superseded as indicated in the special provision.

c. The contractor will advise employees and applicants for employment of available training programs and entrance requirements for each.

d. The contractor will periodically review the training and promotion potential of minority group and women employees and will encourage eligible employees to apply for such training and promotion.

7. Unions: If the contractor relies in whole or in part upon unions as a source of employees, the contractor will use his/her best efforts to obtain the cooperation of such unions to increase opportunities for minority groups and women within the unions, and to effect referrals by such unions of minority and female employees. Actions by the contractor either directly or through a contractor's association acting as agent will include the procedures set forth below:

a. The contractor will use best efforts to develop, in cooperation with the unions, joint training programs aimed toward qualifying more minority group members and women for membership in the unions and increasing the skills of minority group employees and women so that they may qualify for higher paying employment.

b. The contractor will use best efforts to incorporate an EEO clause into each union agreement to the end that such union will be contractually bound to refer applicants without regard to their race, color, religion, sex, national origin, age or disability.

c. The contractor is to obtain information as to the referral practices and policies of the labor union except that to the extent such information is within the exclusive possession of the labor union and such labor union refuses to furnish such information to the contractor, the contractor shall so certify to

the SHA and shall set forth what efforts have been made to obtain such information.

d. In the event the union is unable to provide the contractor with a reasonable flow of minority and women referrals within the time limit set forth in the collective bargaining agreement, the contractor will, through independent recruitment efforts, fill the employment vacancies without regard to race, color, religion, sex, national origin, age or disability; making full efforts to obtain qualified and/or quailifiable minority group persons and women. (The DOL has held that it shall be no excuse that the union with which the contractor has a collective bargaining agreement providing for exclusive referral failed to refer minority employees.) In the event the union referral practice prevents the contractor from meeting the obligations pursuant to Executive Order 11246, as amended, and these special provisions, such contractor shall immediately notify the SHA.

8. Selection of Subcontractors, Procurement of Materials and Leasing of Equipment: The contractor shall not discriminate on the grounds of race, color, religion, sex, national origin, age or disability in the selection and retention of subcontractors, including procurement of materials and leases of equipment.

a. The contractor shall notify all potential subcontractors and suppliers of his/her EEO obligations under this contract.

b. Disadvantaged business enterprises (DBE), as defined in 49 CFR 23, shall have equal opportunity to compete for and perform subcontracts which the contractor enters into pursuant to this contract. The contractor will use his best efforts to solicit bids from and to utilize DBE subcontractors or subcontractors with meaningful minority group and female representation among their employees. Contractors shall obtain lists of DBE construction firms from SHA personnel.

c. The contractor will use his best efforts to ensure subcontractor compliance with their EEO obligations.

9. Records and Reports: The contractor shall keep such records as necessary to document compliance with the EEO requirements. Such records shall be retained for a period of three years following completion of the contract work and shall be available at reasonable times and places for inspection by authorized representatives of the SHA and the FHWA.

a. The records kept by the contractor shall document the following:

(1) The number of minority and non-minority group members and women employed in each work classification on the project;

(2) The progress and efforts being made in cooperation with unions, when applicable, to increase employment opportunities for minorities and women;

(3) The progress and efforts being made in locating, hiring, training, qualifying, and upgrading minority and female employees; and

(4) The progress and efforts being made in securing the services of DBE subcontractors or subcontractors with meaningful minority and female representation among their employees.

b. The contractors will submit an annual report to the SHA each July for the duration of the project, indicating the number of minority, women, and non-minority group employees currently engaged in each work classification required by the contract work. This information is to be reported on Form FHWA-1391. If on-the-job training is being required by special provision, the contractor will be required to collect and report training data.

III. NONSEGREGATED FACILITIES

(Applicable to all Federal-aid construction contracts and to all related subcontracts of \$10,000 or more.)

a. By submission of this bid, the execution of this contract or subcontract, or the consummation of this material supply agreement or purchase order, as appropriate, the bidder, Federal-aid construction contractor, subcontractor, material supplier, or vendor, as appropriate, certifies that the firm does not maintain or provide for its employees any segregated facilities at any of its establishments, and that the firm does not permit its employees to perform their services at any location, under its control, where segregated facilities are maintained. The firm agrees that a breach of this certification is a violation of the EEO provisions of this contract. The firm further certifies that no employee will be denied access to adequate facilities on the basis of sex or disability.

b. As used in this certification, the term "segregated facilities" means any waiting rooms, work areas, restrooms and washrooms, restaurants and other eating areas, timeclocks, locker rooms, and other storage or dressing areas, parking lots, drinking fountains, recreation or entertainment areas, transportation, and housing facilities provided for employees which are segregated by explicit directive, or are, in fact, segregated on the basis of race, color, religion, national origin, age or disability, because of habit, local custom, or otherwise. The only exception will be for the disabled when the demands for accessibility override (e.g. disabled parking).

c. The contractor agrees that it has obtained or will obtain identical certification from proposed subcontractors or material suppliers prior to award of subcontracts or consummation of material supply agreements of \$10,000 or more and that it will retain such certifications in its files.

IV. PAYMENT OF PREDETERMINED MINIMUM WAGE

(Applicable to all Federal-aid construction contracts exceeding \$2,000 and to all related subcontracts, except for projects located on roadways classified as local roads or rural minor collectors, which are exempt.)

1. General:

a. All mechanics and laborers employed or working upon the site of the work will be paid unconditionally and not less often than once a week and without subsequent deduction or rebate on any account [except such payroll deductions as are permitted by regulations (29 CFR 3) issued by the Secretary of Labor under the Copeland Act (40 U.S.C. 276c)] the full amounts of wages and bona fide fringe benefits (or cash equivalents thereof) due at time of payment. The payment shall be computed at wage rates not less than those contained in the wage determination of the Secretary of Labor (hereinafter "the wage determination") which is attached hereto and made a part hereof, regardless of any contractual relationship which may be alleged to exist between the

contractor or its subcontractors and such laborers and mechanics. The wage determination (including any additional classifications and wage rates conformed under paragraph 2 of this Section IV and the DOL poster (WH-1321) or Form FHWA-1495) shall be posted at all times by the contractor and its subcontractors at the site of the work in a prominent and accessible place where it can be easily seen by the workers. For the purpose of this Section, contributions made or costs reasonably anticipated for bona fide fringe benefits under Section 1(b)(2) of the Davis-Bacon Act (40 U.S.C. 276a) on behalf of laborers or mechanics are considered wages paid to such laborers or mechanics, subject to the provisions of Section IV, paragraph 3b, hereof. Also, for the purpose of this Section, regular contributions made or costs incurred for more than a weekly period (but not less often than quarterly) under plans, funds, or programs, which cover the particular weekly period, are deemed to be constructively made or incurred during such weekly period. Such laborers and mechanics shall be paid the appropriate wage rate and fringe benefits on the wage determination for the classification of work actually performed, without regard to skill, except as provided in paragraphs 4 and 5 of this Section IV.

b. Laborers or mechanics performing work in more than one classification may be compensated at the rate specified for each classification for the time actually worked therein, provided, that the employer's payroll records accurately set forth the time spent in each classification in which work is performed.

c. All rulings and interpretations of the Davis-Bacon Act and related acts contained in 29 CFR 1, 3, and 5 are herein incorporated by reference in this contract.

2. Classification:

a. The SHA contracting officer shall require that any class of laborers or mechanics employed under the contract, which is not listed in the wage determination, shall be classified in conformance with the wage determination.

b. The contracting officer shall approve an additional classification, wage rate and fringe benefits only when the following criteria have been met:

(1) the work to be performed by the additional classification requested is not performed by a classification in the wage determination;

(2) the additional classification is utilized in the area by the construction industry;

(3) the proposed wage rate, including any bona fide fringe benefits, bears a reasonable relationship to the wage rates contained in the wage determination; and

(4) with respect to helpers, when such a classification prevails in the area in which the work is performed.

c. If the contractor or subcontractors, as appropriate, the laborers and mechanics (if known) to be employed in the additional classification or their representatives, and the contracting officer agree on the classification and wage rate (including the amount designated for fringe benefits where appropriate), a report of the action taken shall be sent by the contracting officer to the DOL, Administrator of the Wage and Hour Division, Employment Standards Administration, Washington, D.C. 20210. The Wage and Hour Administrator, or an authorized representative, will approve, modify, or

disapprove every additional classification action within 30 days of receipt and so advise the contracting officer or will notify the contracting officer within the 30-day period that additional time is necessary.

d. In the event the contractor or subcontractors, as appropriate, the laborers or mechanics to be employed in the additional classification or their representatives, and the contracting officer do not agree on the proposed classification and wage rate (including the amount designated for fringe benefits, where appropriate), the contracting officer shall refer the question, including the views of all interested parties and the recommendation of the contracting officer, to the Wage and Hour Administrator for determination. Said Administrator, or an authorized representative, will issue a determination within 30 days of receipt and so advise the contracting officer or will notify the contracting officer within the 30-day period that additional time is necessary.

e. The wage rate (including fringe benefits where appropriate) determined pursuant to paragraph 2c or 2d of this Section IV shall be paid to all workers performing work in the additional classification from the first day on which work is performed in the classification.

3. Payment of Fringe Benefits:

a. Whenever the minimum wage rate prescribed in the contract for a class of laborers or mechanics includes a fringe benefit which is not expressed as an hourly rate, the contractor or subcontractors, as appropriate, shall either pay the benefit as stated in the wage determination or shall pay another bona fide fringe benefit or an hourly case equivalent thereof.

b. If the contractor or subcontractor, as appropriate, does not make payments to a trustee or other third person, he/she may consider as a part of the wages of any laborer or mechanic the amount of any cost reasonably anticipated in providing bona fide fringe benefits under a plan or program, provided that the Secretary of Labor has found, upon the written request of the contractor, that the applicable standards of the Davis-Bacon Act have been met. The Secretary of Labor may require the contractor to set aside in a separate account assets for the meeting of obligations under the plan or program.

4. Apprentices and Trainees (Programs of the U.S. DOL) and Helpers:

a. Apprentices:

(1) Apprentices will be permitted to work at less than the predetermined rate for the work they performed when they are employed pursuant to and individually registered in a bona fide apprenticeship program registered with the DOL, Employment and Training Administration, Bureau of Apprenticeship and Training, or with a State apprenticeship agency recognized by the Bureau, or if a person is employed in his/her first 90 days of probationary employment as an apprentice in such an apprenticeship program, who is not individually registered in the program, but who has been certified by the Bureau of Apprenticeship and Training or a State apprenticeship agency (where appropriate) to be eligible for probationary employment as an apprentice.

(2) The allowable ratio of apprentices to journeyman-level employees on the job site in any craft classification shall not

listed on the wage determination unless the Administrator of the

be greater than the ratio permitted to the contractor as to the entire work force under the registered program. Any employee listed on a payroll at an apprentice wage rate, who is not registered or otherwise employed as stated above, shall be paid not less than the applicable wage rate listed in the wage determination for the classification of work actually performed. In addition, any apprentice performing work on the job site in excess of the ratio permitted under the registered program shall be paid not less than the applicable wage rate on the wage determination for the work actually performed. Where a contractor or subcontractor is performing construction on a project in a locality other than that in which its program is registered, the ratios and wage rates (expressed in percentages of the journeyman-level hourly rate) specified in the contractor's or subcontractor's registered program shall be observed.

(3) Every apprentice must be paid at not less than the rate specified in the registered program for the apprentice's level of progress, expressed as a percentage of the journeyman-level hourly rate specified in the applicable wage determination. Apprentices shall be paid fringe benefits in accordance with the provisions of the apprenticeship program. If the apprenticeship program does not specify fringe benefits, apprentices must be paid the full amount of fringe benefits listed on the wage determination for the applicable classification. If the Administrator for the Wage and Hour Division determines that a different practice prevails for the applicable apprentice classification, fringes shall be paid in accordance with that determination.

(4) In the event the Bureau of Apprenticeship and Training, or a State apprenticeship agency recognized by the Bureau, withdraws approval of an apprenticeship program, the contractor or subcontractor will no longer be permitted to utilize apprentices at less than the applicable predetermined rate for the comparable work performed by regular employees until an acceptable program is approved.

b. Trainees:

(1) Except as provided in 29 CFR 5.16, trainees will not be permitted to work at less than the predetermined rate for the work performed unless they are employed pursuant to and individually registered in a program which has received prior approval, evidenced by formal certification by the DOL, Employment and Training Administration.

(2) The ratio of trainees to journeyman-level employees on the job site shall not be greater than permitted under the plan approved by the Employment and Training Administration. Any employee listed on the payroll at a trainee rate who is not registered and participating in a training plan approved by the Employment and Training Administration shall be paid not less than the applicable wage rate on the wage determination for the classification of work actually performed. In addition, any trainee performing work on the job site in excess of the ratio permitted under the registered program shall be paid not less than the applicable wage rate on the wage determination for the work actually performed.

(3) Every trainee must be paid at not less than the rate specified in the approved program for his/her level of progress, expressed as a percentage of the journeyman-level hourly rate specified in the applicable wage determination. Trainees shall be paid fringe benefits in accordance with the provisions of the trainee program. If the trainee program does not mention fringe benefits, trainees shall be paid the full amount of fringe benefits

Wage and Hour Division determines that there is an apprenticeship program associated with the corresponding journeyman-level wage rate on the wage determination which provides for less than full fringe benefits for apprentices, in which cases such trainees shall receive the same fringe benefits as apprentices.

(4) In the event the Employment and Training Administration withdraws approval of a training program, the contractor or subcontractor will no longer be permitted to utilize trainees at less than the applicable predetermined rate for the work performed until an acceptable program is approved.

c. Helpers:

Helpers will be permitted to work on a project if the helper classification is specified and defined on the applicable wage determination or is approved pursuant to the conformance procedure set forth in Section IV. 2. Any worker listed on a payroll at a helper wage rate, who is not a helper under a approved definition, shall be paid not less than the applicable wage rate on the wage determination for the classification of work actually performed.

5. Apprentices and Trainees (Programs of the U.S. DOT):

Apprentices and trainees working under apprenticeship and skill training programs which have been certified by the Secretary of Transportation as promoting EEO in connection with Federal-aid highway construction programs are not subject to the requirements of paragraph 4 of this Section IV. The straight time hourly wage rates for apprentices and trainees under such programs will be established by the particular programs. The ratio of apprentices and trainees to journeymen shall not be greater than permitted by the terms of the particular program.

6. Withholding:

The SHA shall upon its own action or upon written request of an authorized representative of the DOL withhold, or cause to be withheld, from the contractor or subcontractor under this contract or any other Federal contract with the same prime contractor or any other Federally-assisted contract subject to Davis-Bacon prevailing wage requirements which is held by the same prime contractor, as much of the accrued payments or advances as may be considered necessary to pay laborers and mechanics, including apprentices, trainee's and helpers, employed by the contractor or any subcontractor the full amount of wages required by the contract. In the event of failure to pay any laborer or mechanic, including any apprentice, trainee, or helper, employed or working on the site of the work, all or part of the wages required by the contract, the SHA contracting officer may, after written notice to the contractor, take such action as may be necessary to cause the suspension of any further payment, advance, or guarantee of funds until such violations have ceased.

7. Overtime Requirements:

No contractor or subcontractor contracting for any part of the contract work which may require or involve the employment of laborers, mechanics, watchmen, or guards (including apprentices, trainees, and helpers described in paragraphs 4 and 5 above) shall require or permit any laborer, mechanic, watchman, or guard in any workweek in which he/she is employed on such work, to work in excess of 40 hours in such workweek unless such laborer, mechanic, watchman, or guard receives compensation at a rate not less than one-and-one-half times his/her basic rate of pay for all hours worked in excess of 40 hours in such workweek.

8. Violation:

Liability for Unpaid Wages; Liquidated Damages: In the event of any violation of the clause set forth in paragraph 7 above, the contractor and any subcontractor responsible thereof shall be liable to the affected employee for his/her unpaid wages. In addition, such contractor and subcontractor shall be liable to the United States (in the case of work done under contract for the District of Columbia or a territory, to such District or to such territory) for liquidated damages. Such liquidated damages shall be computed with respect to each individual laborer, mechanic, watchman, or guard employed in violation of the clause set forth in paragraph 7, in the sum of \$10 for each calendar day on which such employee was required or permitted to work in excess of the standard work week of 40 hours without payment of the overtime wages required by the clause set forth in paragraph 7.

9. Withholding for Unpaid Wages and Liquidated Damages:

The SHA shall, upon its own action or upon written request of any authorized representative of the DOL withhold, or cause to be withheld, from any monies payable on account of work performed by the contractor or subcontractor under any such contract or any other Federal contract with the same prime contractor, or any other Federally-assisted contract subject to the Contract Work Hours and Safety Standards Act, which is held by the same prime contractor, such sums as may be determined to be necessary to satisfy any liabilities of such contractor or subcontractor for unpaid wages and liquidated damages as provided in the clause set forth in paragraph 8 above.

V. STATEMENTS AND PAYROLLS

(Applicable to all Federal-aid construction contracts exceeding \$2,000 and to all related subcontracts, except for projects located on roadways classified as local roads or rural collectors, which are exempt.)

1. Compliance with Copeland Regulations (29 CFR 3):

The contractor shall comply with the Copeland Regulations of the Secretary of Labor which are herein incorporated by reference.

2. Payrolls and Payroll Records:

a. Payrolls and basic records relating thereto shall be maintained by the contractor and each subcontractor during the course of the work and preserved for a period of 3 years from the date of completion of the contract for all laborers, mechanics, apprentices, trainees, watchmen, helpers, and guards working at the site of the work.

b. The payroll records shall contain the name, social security number, and address of each such employee; his or her correct classification; hourly rates of wages paid (including rates of contributions or costs anticipated for bona fide fringe benefits or cash equivalent thereof the types described in Section 1(b)(2)(B) of the Davis Bacon Act); daily and weekly number of hours worked; deductions made; and actual wages paid. In addition, for Appalachian contracts, the payroll records shall contain a notation indicating whether the employee does, or does not, normally reside in the labor area as defined in Attachment A, paragraph 1. Whenever the Secretary of Labor, pursuant to Section IV, paragraph 3b, has found that the wages of any laborer or mechanic include the amount of any costs reasonably anticipated in providing benefits under a plan

or program described in Section 1(b)(2)(B) of the Davis Bacon Act, the contractor and each subcontractor shall maintain records which show that the commitment to provide such benefits is enforceable, that the plan or program is financially responsible, that the plan or program has been communicated in writing to the laborers or mechanics affected, and show the cost anticipated or the actual cost incurred in providing benefits. Contractors or subcontractors employing apprentices or trainees under approved programs shall maintain written evidence of the registration of apprentices and trainees, and ratios and wage rates prescribed in the applicable programs.

c. Each contractor and subcontractor shall furnish, each week in which any contract work is performed, to the SHA resident engineer a payroll of wages paid each of its employees (including apprentices trainees, and helpers, described in Section IV, paragraphs 4 and 5, and watchmen and guards engaged on work during the preceding weekly payroll period).

The payroll submitted shall set out accurately and completely all of the information required to be maintained under paragraph 2b of this Section V.

This information may be submitted in any form desired. Optional Form WH-347 is available for this purpose and may be purchased from the Superintendent of Documents (Federal stock number 029-005-0014-1), U.S. Government Printing Office, Washington, D.C. 20402. The prime contractor is responsible for the submission of copies of payrolls by all subcontractors.

d. Each payroll submitted shall be accompanied by a "Statement of Compliance," signed by the Contractor or subcontractor or his/her agent who pays or supervises the payment of the persons employed under the contract and shall certify the following:

(1) that the payroll for the payroll period contains the information required to be maintained under paragraph 2b of this Section V and that such information is correct and complete;

(2) that such laborer or mechanic (including each helper, apprentice, and trainee) employed on the contract during the payroll period has been paid the full weekly wages earned, without rebate, either directly or indirectly, and that no deductions have been made either directly or indirectly from the full wages earned, other than permissible deductions as set forth in the Regulations, 29 CFR 3;

(3) that each laborer or mechanic has been paid not less than the applicable wage rate and fringe benefits or cash equivalent for the classification of work performed, as specified in the applicable wage determination incorporated into the contract.

e. The weekly submission of a properly executed certification set forth on the reverse side of Optional Form WH-347 shall satisfy the requirement for submission of the "Statement of Compliance" required by paragraph 2d of this Section V.

f. The falsification of any of the above certifications may subject the contractor to civil or criminal prosecution under 18 U/S. C. 1001 and 31 U.S.C. 231.

g. The contractor or subcontractor shall make the records required under paragraph 2b of this Section V available for

inspection, copying, or transcription by authorized representatives of the SHA, the FHWA, or the DOL, and shall permit such representatives to interview employees during working hours on the job. If the contractor or subcontractor fails to submit the required records or to make them available, the SHA, the FHWA, the DOL, or all may, after written notice to the contractor, sponsor, applicant, or owner, take such actions as may be necessary to cause the suspension of any further payment, advance, or guarantee of funds. Furthermore, failure to submit the required records upon request or to make such records available may be grounds for debarment action pursuant to 29 CFR 5.12.

VI. RECORD OF MATERIALS, SUPPLIES, AND LABOR

1. On all federal-aid contracts on the national highway system, except those which provide solely for the installation of protective devices at railroad grade crossings, those which are constructed on a force account or direct labor basis, highway beautification contracts, and contracts for which the total final construction cost for roadway and bridge is less than \$1,000,000 (23 CFR 635) the contractor shall:

- a. Become familiar with the list of specific materials and supplies contained in Form FHWA-47, "Statement of Materials and Labor Used by Contractor of Highway Construction Involving Federal Funds," prior to the commencement of work under this contract.
- b. Maintain a record of the total cost of all materials and supplies purchased for and incorporated in the work, and also of the quantities of those specific materials and supplies listed on Form FHWA-47, and in the units shown on Form FHWA-47.
- c. Furnish, upon the completion of the contract, to the SHA resident engineer on Form FHWA-47 together with the data required in paragraph 1b relative to materials and supplies, a final labor summary of all contract work indicating the total hours worked and the total amount earned.

2. At the prime contractor's option, either a single report covering all contract work or separate reports for the contractor and for each subcontract shall be submitted.

VII. SUBLETTING OR ASSIGNING THE CONTRACT

1. The contractor shall perform with its own organization contract work amounting to not less than 30 percent (or a greater percentage if specified elsewhere in the contract) of the total original contract price, excluding any specialty items designated by the State. Specialty items may be performed by subcontract and the amount of any such specialty items performed may be deducted from the total original contract price before computing the amount of work required to be performed by the contractor's own organization (23 CFR 635).

- a. "Its own organization" shall be construed to include only workers employed and paid directly by the prime contractor and equipment owned or rented by the prime contractor, with or without operators. Such term does not include employees or equipment of a subcontractor, assignee, or agent of the prime contractor.
- b. "Specialty Items" shall be construed to be limited to work that requires highly specialized knowledge, abilities, or equipment not ordinarily available in the type of contracting organizations qualified and expected to bid on the contract as a

whole and in general are to be limited to minor components of the overall contract.

2. The contract amount upon which the requirements set forth in paragraph 1 of Section VII is computed includes the cost of material and manufactured products which are to be purchased or produced by the contractor under the contract provisions.

3. The contractor shall furnish (a) a competent superintendent or supervisor who is employed by the firm, has full authority to direct performance of the work in accordance with the contract requirements, and is in charge of all construction operations (regardless of who performs the work) and (b) such other of its own organizational resources (supervision, management, and engineering services) as the SHA contracting officer determines is necessary to assure the performance of the contract.

4. No portion of the contract shall be sublet, assigned or otherwise disposed of except with the written consent of the SHA contracting officer, or authorized representative, and such consent when given shall not be construed to relieve the contractor of any responsibility for the fulfillment of the contract.

Written consent will be given only after the SHA has assured that each subcontract is evidenced in writing and that it contains all pertinent provisions and requirements of the prime contract.

VIII. SAFETY: ACCIDENT PREVENTION

1. In the performance of this contract the contractor shall comply with all applicable Federal, State, and local laws governing safety, health, and sanitation (23 CFR 635). The contractor shall provide all safeguards, safety devices and protective equipment and take any other needed actions as it determines, or as the SHA contracting officer may determine, to be reasonably necessary to protect the life and health of employees on the job and the safety of the public and to protect property in connection with the performance of the work covered by the contract.

2. It is a condition of this contract, and shall be made a condition of each subcontract, which the contractor enters into pursuant to this contract, that the contractor and any subcontractor shall not permit any employee, in performance of the contract, to work in surroundings or under conditions which are unsanitary, hazardous or dangerous to his/her health or safety, as determined under construction safety and health standards (29 CFR 1926) promulgated by the Secretary of Labor, in accordance with Section 107 of the Contract Work Hours and Safety Standards Act (40 U.S. C. 333).

3. Pursuant to 29 CFR 1926.3, it is a condition of this contract that the Secretary of Labor or authorized representative thereof, shall have right of entry to any site of contract performance to inspect or investigate the matter of compliance with the construction safety and health standards and to carry out the duties of the Secretary under Section 107 of the Contract Work Hours and Safety Standards Act (40 U.S.C. 333).

IX. FALSE STATEMENTS CONCERNING HIGHWAY PROJECTS

In order to assure high quality and durable construction in conformity with approved plans and specifications and a high degree of reliability on statements and representations made by engineers, contractors, suppliers, and workers on Federal-aid highway projects, it is essential that all persons concerned with the project perform their functions as carefully, thoroughly, and honestly as possible. Willful falsification,

distortion, or misrepresentation with respect to any facts related to the project is a violation of Federal law. To prevent any misunderstanding regarding the seriousness of these and similar acts, the following notice shall be posted on each Federal-aid highway project (23 CFR 635) in one or more places where it is readily available to all persons concerned with the project:

NOTICE TO ALL PERSONNEL ENGAGED ON FEDERAL-AID HIGHWAY PROJECTS

18 U.S.C. 1020 reads as follows:

“Whoever, being an officer, agent or employee of the United States, or of any State or Territory, or whoever, whether a person, association, firm, or corporation, knowingly makes any false statement, false representation, or false report as to the character, quality, quantity, or cost of the material used or to be used, or the quantity or quality of the work performed or to be performed, or the cost thereof in connection with the submission of plans, maps, specifications, contracts, or costs of construction on any highway or related project submitted for approval to the Secretary of Transportation; or

Whoever knowingly makes any false statement, false representation, false report or false claim with respect to the character, quality, quantity, or cost of any work performed or to be performed, or materials furnished or to be furnished, in connection with the construction of any highway or related project approved by the Secretary of Transportation; or

Whoever knowingly makes any false statement or false representation as to material fact in any statement, certificate, or report submitted pursuant to provisions of the Federal-aid Roads Act approved July 1, 1916, (39 Stat. 355), as amended and supplemented;

Shall be fined not more than \$10,000 or imprisoned not more than 5 years or both.”

X. IMPLEMENTATION OF CLEAN AIR ACT AND FEDERAL WATER POLLUTION CONTROL ACT

(Applicable to all Federal-aid construction contracts and to all related subcontracts of \$100,000 or more).

By submission of this bid or the execution of this contract, or subcontract, as appropriate, the bidder, Federal-aid construction contractor, or subcontractor, as appropriate, will be deemed to have stipulated as follows:

1. That any facility that is or will be utilized in the performance of this contract, unless such contract is exempt under the Clean Air Act, as amended (42 U.S.C. 1857 et seq., as amended by Pub.L. 91-604), and under the Federal Water Pollution Control Act, as amended (33 U.S.C. 1251 et seq., as amended by Pub.L. 92-500), Executive Order 11738, and regulations in implementation thereof (40 CFR 15) is not listed, on the date of contract award, on the U.S. Environmental Protection Agency (EPA) List of Violating Facilities pursuant to 40 CFR 15.20.

2. That the firm agrees to comply and remain in compliance with all the requirements of Section 114 of the Clean Air Act and Section 308 of the Federal Water Pollution Control Act and all regulations and guidelines listed thereunder.

3. That the firm shall promptly notify the SHA of the receipt of

any communication from the Director, Office of Federal Activities, EPA indicating that a facility that is or will be utilized for the contract is under consideration to be listed on the EPA List of Violating Facilities.

4. That the firm agrees to include or cause to be included the requirements of paragraph 1 through 4 of this Section X in every nonexempt subcontract, and further agrees to take such action as the government may direct as a means of enforcing such requirements.

XI. CERTIFICATION REGARDING DEBARMENT, SUSPENSION, INELIGIBILITY AND VOLUNTARY EXCLUSION

1. Instructions for Certification - Primary Covered Transactions:

(Applicable to all Federal-aid contracts - 49 CFR 29)

a. By signing and submitting this proposal, the prospective primary participant is providing the certification set out below.

b. The inability of a person to provide the certification set out below will not necessarily result in denial of participation in this covered transaction. The prospective participant shall submit an explanation of why it cannot provide the certification set out below. The certification or explanation will be considered in connection with the department or agency's determination whether to enter into this transaction. However, failure of the prospective primary participant to furnish a certification or an explanation shall disqualify such a person from participation in this transaction.

c. The certification in this clause is a material representation of fact upon which reliance was placed when the department or agency determined to enter into this transaction. If it is later determined that the prospective primary participant knowingly rendered an erroneous certification, in addition to other remedies available to the Federal Government, the department or agency may terminate this transaction for cause of default.

d. The prospective primary participant shall provide immediate written notice to the department or agency to whom this proposal is submitted if any time the prospective primary participant learns that its certification was erroneous when submitted or has become erroneous by reason of changed circumstances.

e. The terms “covered transaction,” “debarred,” “suspended,” “ineligible,” “lower tier covered transaction,” “participant,” “person,” “primary covered transaction,” “principal,” “proposal,” and “voluntarily excluded,” as used in this clause, have the meanings set out in the Definitions and Coverage sections of rules implementing Executive Order 12549. You may contact the department or agency to which this proposal is submitted for assistance in obtaining a copy of those regulations.

f. The prospective primary participant agrees by submitting this proposal that, should the proposed covered transaction be entered into, it shall not knowingly enter into any lower tier covered transaction with a person who is debarred, suspended, declared ineligible, or voluntarily excluded from participation in this covered transaction, unless authorized by the department or agency entering into this transaction.

g. The prospective primary participant further agrees by submitting this proposal that it will include the clause titled

"Certification Regarding Debarment, Suspension, Ineligibility and Voluntary Exclusion-Lower Tier Covered Transaction," provided by the department or agency entering into this covered transaction, without modification in all lower tier covered transactions and in all solicitations for lower tier covered transactions.

h. A participant in a covered transaction may rely upon a certification of a prospective participant in a lower tier covered transaction that is not debarred, suspended, ineligible, or voluntarily excluded from the covered transaction, unless it knows that the certification is erroneous. A participant may decide the method and frequency by which it determines the eligibility of its principals. Each participant may, but is not required to, check the nonprocurement portion of the "Lists of Parties Excluded from Federal Procurement or Nonprocurement Programs" (Nonprocurement List) which is compiled by the General Services Administration.

i. Nothing contained in the foregoing shall be construed to require establishment of a system of records in order to render in good faith the certification required by this clause. The knowledge and information of participant is not required to exceed that which is normally possessed by a prudent person in the ordinary course of business dealings.

j. Except for transactions authorized under paragraph f of these instructions, if a participant in a covered transaction knowingly enters into a lower tier covered transaction with a person who is suspended, debarred, ineligible, or voluntarily excluded from participation in this transaction, in addition to other remedies available to the Federal Government, the department or agency may terminate this transaction for cause or default.

Certification Regarding Debarment, Suspension, Ineligibility and Voluntary Exclusion-Primary Covered Transactions

1. The prospective primary participant certifies to the best of its knowledge and belief, that it and its principals:

- a. Are not presently debarred, suspended, proposed for debarment, declared ineligible, or voluntarily excluded from covered transactions by any Federal department or agency;
- b. Have not within a 3-year period preceding this proposal been convicted of or had a civil judgment rendered against them for commission of fraud or a criminal offense in connection with obtaining, attempting to obtain, or performing a public (Federal, State or local) transaction or contract under a public transaction; violation of Federal or State antitrust statutes or commission of embezzlement, theft, forgery, bribery, falsification or destruction of records, making false statements, or receiving stolen property;
- c. Are not presently indicted for or otherwise criminally or civilly charged by a governmental entity (Federal, State or local) with commission of any of the offenses enumerated in paragraph 1b of this certification; and
- d. Have not within a 3-year period preceding this application/proposal had one or more public transactions (Federal, State or local) terminated for cause or default.

2. Where the prospective primary participant is unable to certify to any of the statements in this certification, such prospective participant shall attach an explanation to this proposal.

2. Instructions for Certification - Lower Tier Covered Transactions:

(Applicable to all subcontracts, purchase orders and other lower tier transactions of \$25,000 or more - 49 CFR 29)

- a. By signing and submitting this proposal, the prospective lower tier is providing the certification set out below.
- b. The certification in this clause is a material representation of fact upon which reliance was placed when this transaction was entered into. If it is later determined that the prospective lower tier participant knowingly rendered an erroneous certification, in addition to other remedies available to the Federal Government, the department, or agency with which this transaction originated may pursue available remedies, including suspension and/or debarment.
- c. The prospective lower tier participant shall provide immediate written notice to the person to which this proposal is submitted if at any time the prospective lower tier participant learns that its certification was erroneous by reason of changed circumstances.
- d. The terms "covered transaction," "debarred," "suspended," "ineligible," "primary covered transaction," "participant," "person," "principal," "proposal," and "voluntarily excluded," as used in this clause, have the meanings set out in the Definitions and Coverage sections of rules implementing Executive Order 12549. You may contact the person to which this proposal is submitted for assistance in obtaining a copy of those regulations.
- e. The prospective lower tier participant agrees by submitting this proposal that, should the proposed covered transaction be entered into, it shall not knowingly enter into any lower tier covered transaction with a person who is debarred, suspended, declared ineligible, or voluntarily excluded from participation in this covered transaction, unless authorized by the department or agency with which this transaction originated.
- f. The prospective lower tier participant further agrees by submitting this proposal that it will include this clause titled "Certification Regarding Debarment, Suspension, Ineligibility and Voluntary Exclusion-Lower Tier Covered Transaction," without modification, in all lower tier covered transactions and in all solicitations for lower tier covered transactions.
- g. A participant in a covered transaction may rely upon a certification of a prospective participant in a lower tier covered transaction that is not debarred, suspended, ineligible, or voluntarily excluded from the covered transaction, unless it knows that the certification is erroneous. A participant may decide the method and frequency by which it determines the eligibility of its principals. Each participant may, but is not required to, check the Nonprocurement List.
- h. Nothing contained in the foregoing shall be construed to require establishment of a system of records in order to render in good faith the certification required by this clause. The knowledge and information of participant is not required to exceed that which is normally possessed by a prudent person in the ordinary course of business dealing.
- i. Except for transactions authorized under paragraph e of these instructions, if a participant in a covered transaction knowingly enters into a lower tier covered transaction with a person who is suspended, debarred, ineligible, or voluntarily

excluded from participation in this transaction, in addition to other remedies available to the Federal Government, the department or agency with which this transaction originated may pursue available remedies, including suspension and/or debarment.

Certification Regarding Debarment, Suspension, Ineligibility And Voluntary Exclusion-Lower Tier Covered Transactions:

1. The prospective lower tier participant certifies, by submission of this proposal, that neither it nor its principals is presently debarred, suspended, proposed for debarment, declared ineligible, or voluntarily excluded from participation in this transaction by any Federal department or agency.

2. Where the prospective lower tier participant is unable to certify to any of the statements in this certification, such prospective participant shall attach an explanation to this proposal.

XII. CERTIFICATION REGARDING USE OF CONTRACT FUNDS FOR LOBBYING

(Applicable to all Federal-aid construction contracts and to all related subcontracts which exceed \$100,000 - 49 CFR 20)

1. The prospective participant certifies, by signing and submitting this bid or proposal, to the best of his or her knowledge and belief, that:

a. No Federal appropriated funds have been paid or will be paid, by or on behalf of the undersigned, to any person for influencing or attempting to influence an officer or employee of any Federal agency, a Member of Congress, an officer or employee of Congress, or an employee of a Member of Congress in connection with the awarding of any Federal contract, the making of any Federal grant, the making of any Federal loan, the entering into of any cooperative agreement, and the extension, continuation, renewal, amendment, or modification of any Federal contract, grant, loan, or cooperative agreement.

b. If any funds other than Federal appropriated funds have been paid or will be paid to any person for influencing or attempting to influence an officer or employee of any Federal agency, a Member of Congress, an officer or employee of Congress, or an employee of a Member of Congress in connection with this Federal contract, grant, loan, or cooperative agreement, the undersigned shall complete and submit Standard Form-LLL, "Disclosure Form to Report Lobbying," in accordance with its instructions.

2. This certification is a material representation of fact upon which reliance was placed when this transaction was made or entered into. Submission of this certification is a prerequisite for making or entering into this transaction imposed by 31 U.S.C. 1352. Any person who fails to file the required certification shall be subject to a civil penalty of not less than \$10,000 and not more than \$100,000 for each such failure.

3. The prospective participant also agrees by submitting his or her bid or proposal that he or she shall require that the language of this certification be included in all lower tier subcontracts, which exceed \$100,000 and that all such recipients shall certify and disclose accordingly.

MINIMUM WAGES FOR FEDERAL AND FEDERALLY ASSISTED CONSTRUCTION CONTRACTS

This project is funded, in part, with Federal-aid funds and, as such, is subject to the provisions of the Davis-Bacon Act of March 3, 1931, as amended (46 Sta. 1494, as amended, 40 U.S.C. 276a) and of other Federal statutes referred to in a 29 CFR Part 1, Appendix A, as well as such additional statutes as may from time to time be enacted containing provisions for the payment of wages determined to be prevailing by the Secretary of Labor in accordance with the Davis-Bacon Act and pursuant to the provisions of 29 CFR Part 1. The prevailing rates and fringe benefits shown in the General Wage Determination Decisions issued by the U.S. Department of Labor shall, in accordance with the provisions of the foregoing statutes, constitute the minimum wages payable on Federal and federally assisted construction projects to laborers and mechanics of the specified classes engaged on contract work of the character and in the localities described therein.

General Wage Determination Decisions, modifications and supersedes decisions thereto are to be used in accordance with the provisions of 29 CFR Parts 1 and 5. Accordingly, the applicable decision, together with any modifications issued, must be made a part of every contract for performance of the described work within the geographic area indicated as required by an applicable DBRA Federal prevailing wage law and 29 CFR Part 5. The wage rates and fringe benefits contained in the General Wage Determination Decision

NOTICE

The most current **General Wage Determination Decisions** (wage rates) are available on the IDOT web site. They are located on the Letting and Bidding page at <http://www.dot.il.gov/desenv/delett.html>.

In addition, ten (10) days prior to the letting, the applicable Federal wage rates will be e-mailed to subscribers. It is recommended that all contractors subscribe to the Federal Wage Rates List or the Contractor's Packet through IDOT's subscription service.

PLEASE NOTE: if you have already subscribed to the Contractor's Packet you will automatically receive the Federal Wage Rates.

The instructions for subscribing are at <http://www.dot.il.gov/desenv/subsc.html>.

If you have any questions concerning the wage rates, please contact IDOT's Chief Contract Official at 217-782-7806.