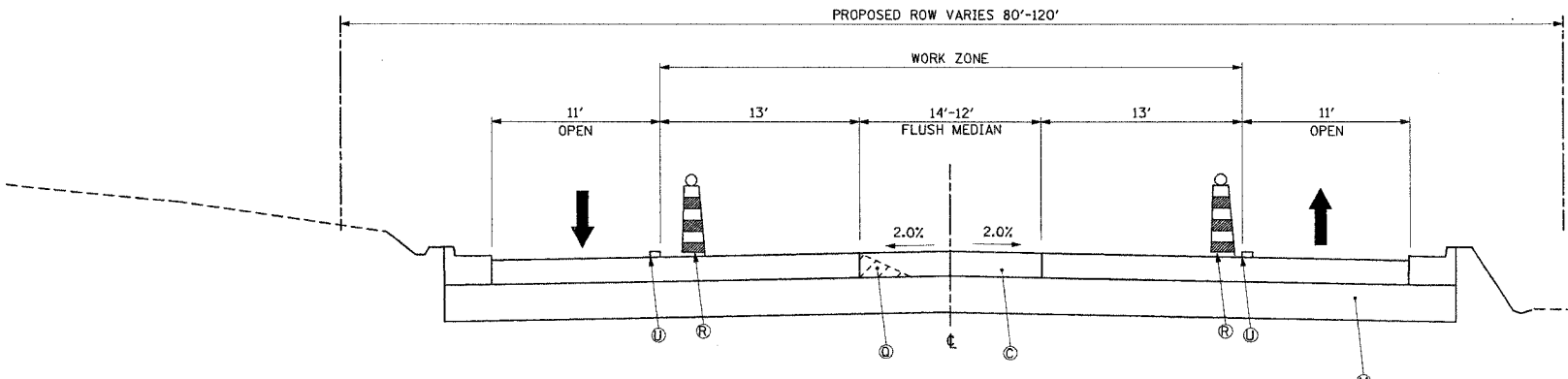
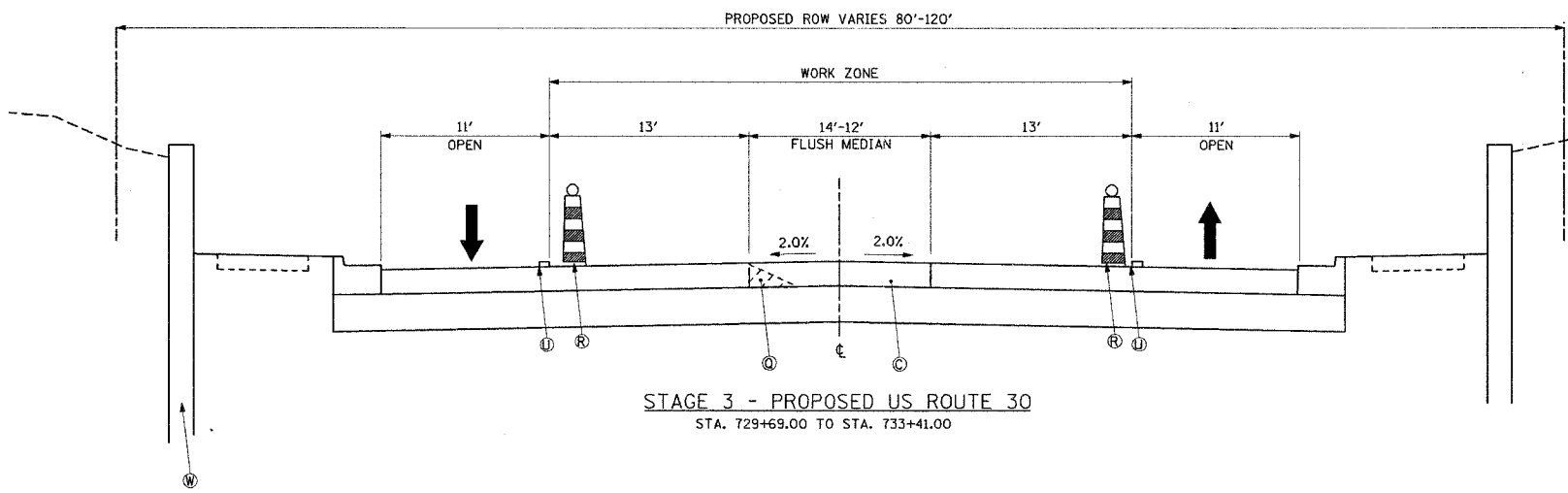


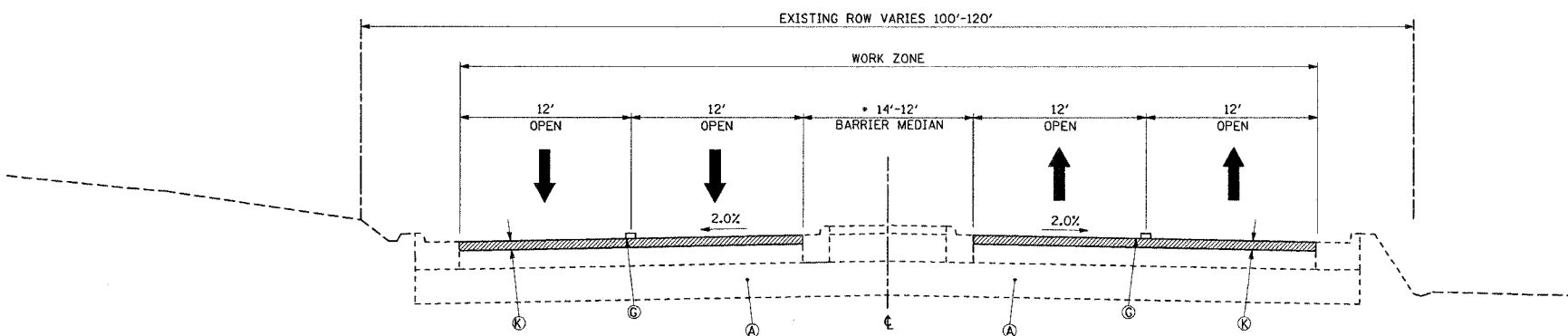
F.A.P. RTE.	SECTION	COUNTY	TOTAL SHEETS	SHEET NO.
575	(B&I) R-3	WILL.	390	38
STA. TO STA.				
FED. ROAD DIST. NO. ILLINOIS FED. AID PROJECT				
CONTRACT NO. 60961				



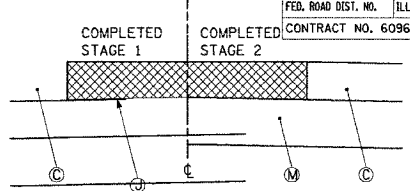
STAGE 3 - PROPOSED US ROUTE 30
STA. 724+84.59 TO STA. 729+69.00
STA. 733+41.00 TO STA. 814+36.43



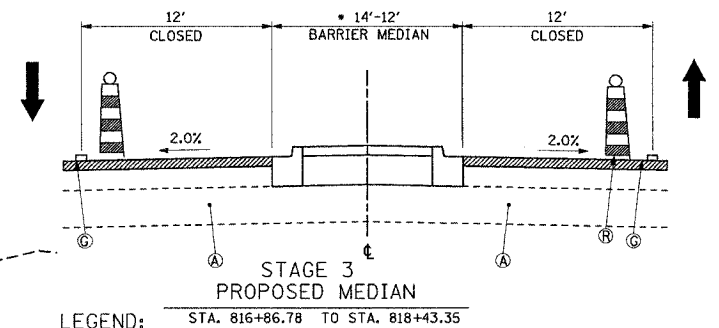
STAGE 3 - PROPOSED US ROUTE 30
STA. 729+69.00 TO STA. 733+41.00



STAGE 4 - PROPOSED US ROUTE 30
STA. 816+86.78 TO STA. 846+13.54
STA. 764+47.81 TO STA. 774+00.00
(NO RAISED MEDIAN, MILLING WILL BE FULL WIDTH OF PAVEMENT)
NOTE: MILLING AND OVERLAY SHALL INCLUDE ALL TURN LANES AND INTERSECTION WITHIN THE MILLING LIMITS
STA. 716+77.10 TO STA. 764+47.82 AND STA. 774+02.00 TO STA. 816+86.78 - CONSTRUCT CONCRETE SURFACE COURSE SUPERPAVE MIX "F" N90-17



PROPOSED CROSS STREET CROSS-OVER REMOVAL DETAIL
EXISTING BITUMINOUS CROSS OVERS SHALL BE REMOVED TO COMPLETE THE FLUSH MEDIAN. THE CROSS OVER REMOVAL SHALL BE PAID AS TEMPORARY PAVEMENT REMOVAL (S.Y.)



- STAGE 3
PROPOSED MEDIAN
STA. 816+86.78 TO STA. 818+43.35
- LEGEND:
- (A) EXISTING BITUMINOUS CONCRETE PAVEMENT
 - (B) PAVEMENT, MEDIAN AND/OR CURB REMOVAL
 - (C) PROPOSED BITUMINOUS CONCRETE BINDER COURSE, SUPERPAVE, IL 19.0 N90 - 11"
 - (D) PROPOSED TEMPORARY PAVEMENT
 - (E) TEMPORARY EDGE LINE - 4" WHITE SOLID LINE
 - (F) TEMPORARY CENTERLINE - 2-4" YELLOW SOLID LINE ON 11" CENTERS
 - (G) TEMPORARY SHORT TERM PAVEMENT MARKINGS - 4" WHITE
 - (H) POLYMERIZED LEVELING BINDER (MACHINE METHOD), SUPERPAVE IL 4.75, N50 - 1"
 - (I) PROPOSED TEMPORARY EMBANKMENT
 - (J) TEMPORARY PAVEMENT AND/OR CURB REMOVAL
 - (K) PROPOSED 2 1/2" PAVEMENT MILLING W/ PROPOSED 2 1/2" BITUMINOUS OVERLAY
 - (L) PROPOSED TEMPORARY PAVEMENT CROSS-OVER (TO BE PAID AS TEMPORARY PAVEMENT)
 - (M) PROPOSED AGGREGATE SUBGRADE, 12" (CONSTRUCT PERMANENT SUBGRADE TO CENTERLINE)
 - (N) REMOVE TEMPORARY EMBANKMENT (EARTH EXCAVATION)
 - (O) PROPOSED BARRIER WALL REFLECTORS
 - (P) PROPOSED TEMPORARY AGGREGATE SHOULDER (TO BE PAID AS AGGREGATE SHOULDER, SPECIAL)
 - (Q) TEMPORARY AGGREGATE SHOULDER REMOVAL (INCIDENTAL TO AGGREGATE SHOULDER, SPECIAL)
 - (R) DRUMS WITH MONODIRECTIONAL STEADY BURN LIGHTS
 - (S) PROPOSED TEMPORARY CONCRETE CURB AND GUTTER, B-6.18
 - (T) TEMPORARY SOIL RETENTION SYSTEM (SEE SHEET 226-229)
 - (U) TEMPORARY EDGE LINE - 4" YELLOW SOLID LINE
 - (V) TEMPORARY SHEET PILING
 - (W) PROPOSED RETAINING WALL

REVISIONS	
NAME	DATE

ILLINOIS DEPARTMENT OF TRANSPORTATION
SUGGESTED MAINTENANCE
OF TRAFFIC PLAN
STAGE 3A, 3B & STAGE 4
US ROUTE 30
SHEET 4 OF 26
SCALE: VERT. NONE
HORIZ. NONE
DATE: 3/1/05
DRAWN BY: SNH
CHECKED BY: SBP

CMT
CRANFORD MURPHY & TILLY, INC.
CONSULTING ENGINEERS
SPRINGFIELD, IL AURORA, IL ST. LOUIS, MO

Rev. 7-26-05