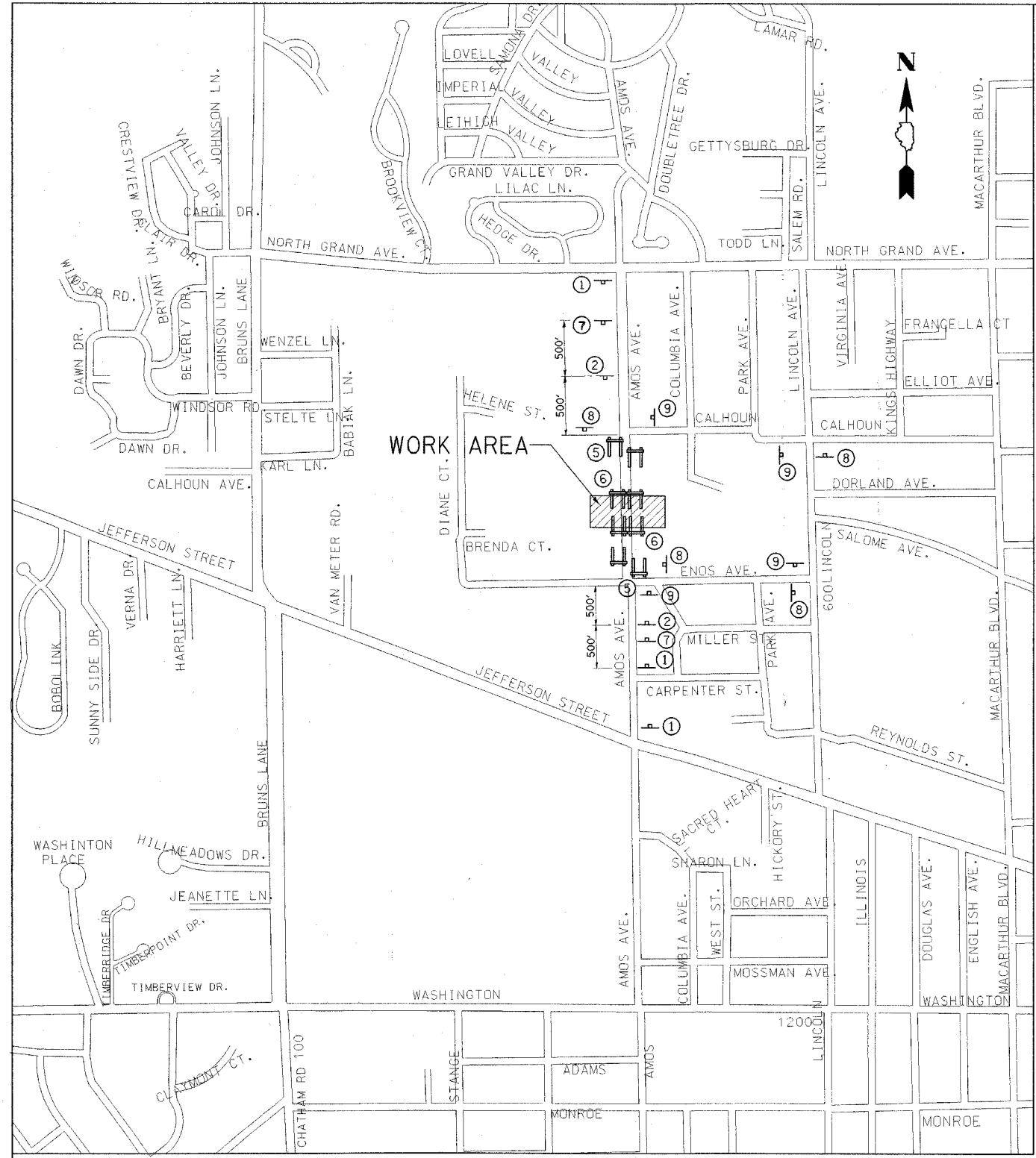





| | | | | |
|---------------------|-------------|------------------|--------------|-----------|
| F.A.U. RTE. | SECTION | COUNTY | TOTAL SHEETS | SHEET NO. |
| 8009 05-00445-00-BR | | SANGAMON | 17 | 6 |
| STA. N/A | TO STA. N/A | | | |
| FED. ROAD DIST. NO. | ILLINOIS | FED. AID PROJECT | | |


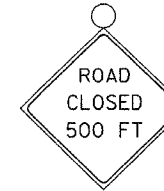

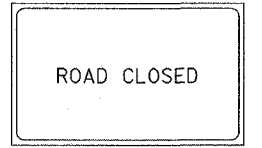



MAINTENANCE OF TRAFFIC GENERAL NOTES

- 1.) ALL SIGNING SHALL BE IN ACCORDANCE WITH THE APPLICABLE PROVISIONS OF THE STATE OF ILLINOIS "STANDARD SPECIFICATIONS FOR ROAD AND BRIDGE CONSTRUCTION" ADOPTED JANUARY 1, 2002, THE DETAILS IN THESE PLANS AND THE LATEST EDITION OF THE STATE OF ILLINOIS "MANUAL ON UNIFORM TRAFFIC CONTROL DEVICES".
- 2.) ALL MAINTENANCE OF TRAFFIC SIGNS SHALL BE PROVIDED, PLACED AND MAINTAINED BY THE CONTRACTOR.
- 3.) THE CONTRACTOR SHALL PROCEED WITH THE WORK IN AN EXPEDIENT MANNER TO MINIMIZE THE TIME THAT THE CLOSURE IS IN EFFECT.
- 4.) THE ENGINEER SHALL BE NOTIFIED IN WRITING AT LEAST TWO WEEKS PRIOR TO THE DAY THAT THE ROAD IS TO BE CLOSED. THE ENGINEER WILL COORDINATE WITH THE CITY AND ANY APPROPRIATE LOCAL AGENCIES.
- 5.) THE CONTRACTOR SHALL SUPPLY TO THE ENGINEER THE NAMES AND PHONE NUMBERS OF HIS REPRESENTATIVES ON THE CONSTRUCTION SITE AND HIS REPRESENTATIVES RESPONSIBLE FOR THE DETOUR SIGNING AND MAINTENANCE OF TRAFFIC PRIOR TO THE START OF WORK.
- 6.) LOGITUDINAL DIMENSIONS SHOWN ON THESE PLANS MAY BE ADJUSTED TO FIT FIELD CONDITIONS AS DIRECTED BY THE ENGINEER.
- 7.) THE ROAD SHALL NOT BE CLOSED UNTIL ALL SIGNING IS ERECTED IN ACCORDANCE WITH THE ROAD CLOSURE PLAN AND INSPECTED AND APPROVED BY THE ENGINEER.
- 8.) ALL EXISTING SIGNING THAT IS NOT APPLICABLE WHILE THE ROAD CLOSURE IS IN EFFECT SHALL BE REMOVED OR COMPLETELY COVERED BY THE CONTRACTOR. THIS WORK SHALL BE CONSIDERED INCLUDED IN THE COST OF TRAFFIC CONTROL COMPLETE.
- 9.) ALL ROAD CLOSURE SIGNS SHALL BE POST MOUNTED UNLESS OTHERWISE NOTED.
- 10.) ALL ROAD CLOSURE SIGNING, EXCEPT REGULATORY SIGNS, SHALL HAVE BLACK LEGNEDS ON FLUORESCENT ORANGE BACKGROUNDS AND STANDARD BLACK BORDERS. ALL ROAD CLOSURE SIGNS SHALL BE NEW OR LIKE NEW CONDITION.
- 11.) AS A MINIMUM, ALL AMBER FLASHING LIGHTS THAT ARE REQUIRED FOR THE CLOSURE SIGNAGE SHALL MEET THE REQUIREMENTS FOR TYPE A-LOW INTENSITY FLASHING LIGHTS PER ARTICLE 1084.01 OF THE STANDARD SPECIFICATIONS. ALL LIGHTS SHALL OPERATE DURING HOURS OF DARKNESS. ONLY LIGHTS THAT HAVE BEEN APPROVED BY THE ILLINOIS DEPARTMENT OF TRANSPORTATION AND THE CITY OF SPRINGFIELD SHALL BE USED.
- 12.) THE TYPE III BARRICADES USED AT POINTS OF CLOSURE TO THRU TRAFFIC ONLY SHALL NOT EXCEED 8 FEET IN WIDTH FOR A SINGLE APPROACH LANE. ALL BARRICADES AT THESE LOCATIONS SHALL HAVE REFLECTORIZED STRIPING ON BOTH SIDES OF THE BARRICADE.
- 13.) THE "ROAD CLOSED" SIGN ON A TYPE III BARRICADE SHALL BE MOUNTED ACCORDING TO STANDARD 720001. ALL TYPE III BARRICADES SHALL HAVE TWO AMBER TYPE A-LOW INTENSITY FLASHING LIGHTS.
- 14.) CONSTRUCTION EQUIPMENT SHALL NOT BE PARKED IMMEDIATELY BEHIND THE TYPE III BARRICADES DURING NON-WORKING HOURS. IN ANY EVENT, ARTICLES 701 THRU 703 OF THE STANDARD SPECIFICATIONS SHALL APPLY.
- 15.) THE ENGINEER SHALL BE NOTIFIED AT LEAST TWO WEEKS BEFORE THE ROAD IS TO BE OPENED TO TRAFFIC. THE ENGINEER WILL COORDINATE WITH THE CITY AND THE APPROPRIATE LOCAL AGENCIES.
- 16.) THE CONTRACTOR SHALL MAINTAIN ACCESS TO ALL DRIVEWAY AND POINTS OF ACCESS DURING ALL PERIODS OF CONSTRUCTION.
- 17.) FOR STABILIZATION, ALL TYPE III BARRICADES SHALL REQUIRE A MINIMUM OF 8 SANDBAGS PER BARRICADE.



LEGEND

-  WORK AREA
-  SIGN PANEL ON PERMANENT SUPPORT
-  TYPE III BARRICADE

| | | | | | | |
|---|---|---|--|---|---|---|
|  |  |  |  |  |  |  |
| W20-3 (0) (4848) POST MOUNTED W/ LIGHT | W20-3 (4848) POST MOUNTED W/ LIGHT | R11-4 (6030) BARRICADE MOUNTED W/ LIGHTS | R11-2 (4830) BARRICADE MOUNTED W/ LIGHTS | W20-2 48" X 48" | M4-9L 30" X 24" | M4-9R 30" X 24" |
| SIGN PANEL No. 1 | SIGN PANEL No. 2 | SIGN PANEL No. 5 | SIGN PANEL No. 6 | SIGN PANEL No. 7 | SIGN PANEL No. 8 | SIGN PANEL No. 9 |

| REVISIONS | |
|-----------|------|
| NAME | DATE |
| | |
| | |
| | |
| | |
| | |
| | |
| | |
| | |
| | |
| | |

CITY OF SPRINGFIELD, ILLINOIS

MAINTENANCE OF TRAFFIC ROAD CLOSURE PLAN

SCALE: NONE
DATE: 5/26/06

DRAWN BY: GLD
CHECKED BY: JMM/SPH

L:\Springfield\050250\Draw\Sheets\MTO\Amos.dgn 5/27/2006