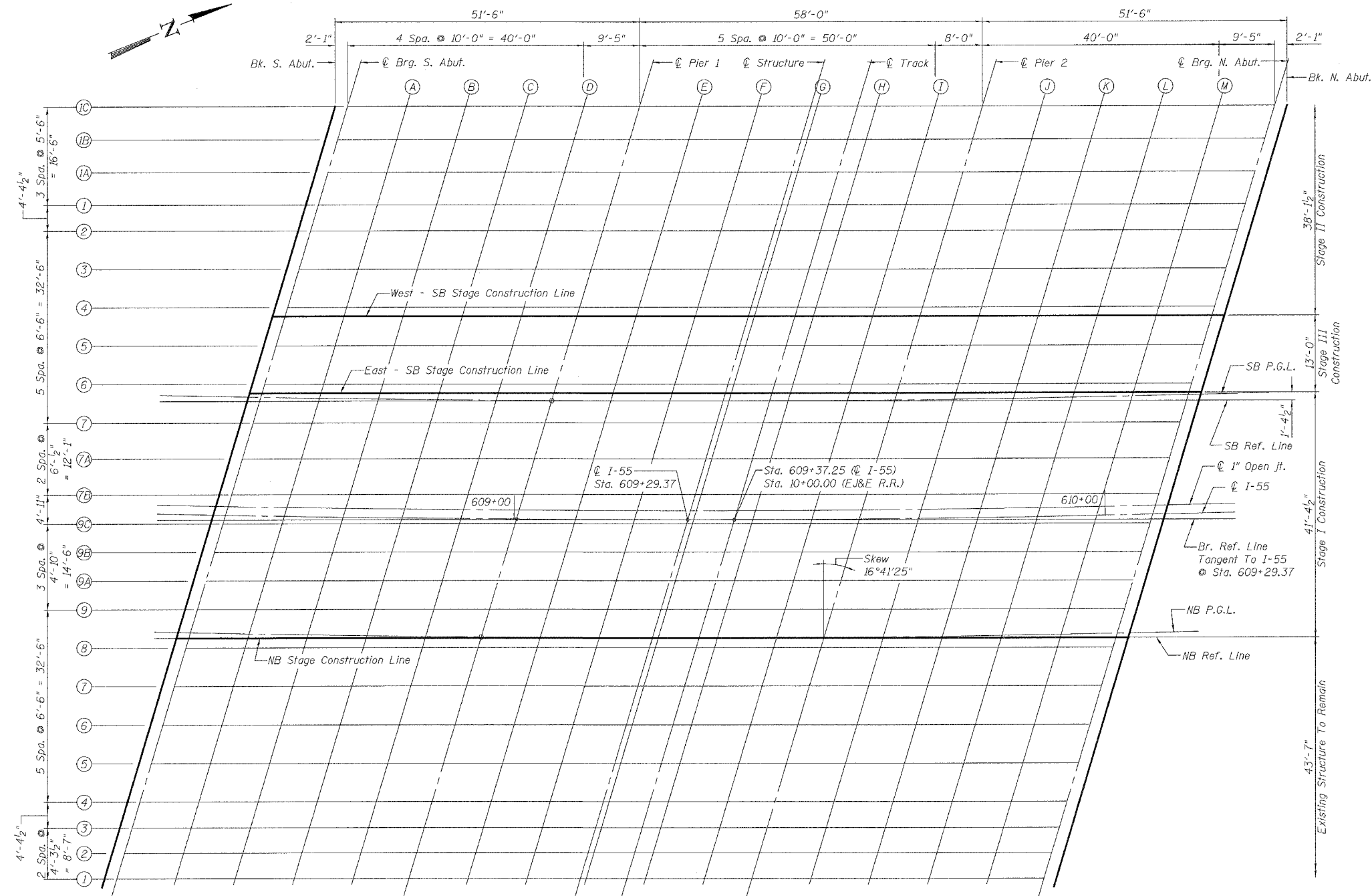


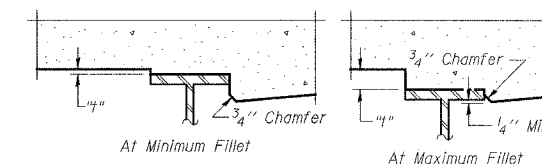
STATE OF ILLINOIS
DEPARTMENT OF TRANSPORTATION

ROUTE NO.	SECTION	COUNTY	SHEET NO.	SHEET	SHEET NO. 3
FAI-55	**	WILL	50	25	15 SHEETS
FED. ROAD DIST. NO. 7	BLDG. NO.	FED. AID PROJECT			

** SECTION 2005-063 I
CONTRACT NO. 60A67

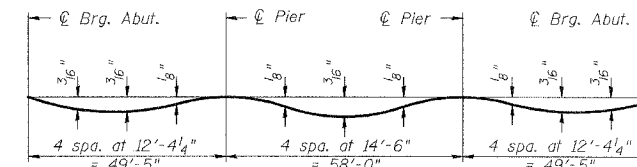


PLAN



To determine "f": After all structural steel has been erected, elevations of the top flanges of the beams shall be taken at intervals shown below. These elevations subtracted from the "Theoretical Grade Elevations Adjusted for Dead Load Deflection" shown below, minus slab thickness, equals the fillet heights "f" above top flange of beams.

FILLET HEIGHTS



DEAD LOAD DEFLECTION DIAGRAM

(Includes weight of concrete only.)

Notes:

- The above deflections are not to be used in the field if the engineer is working from the grade elevations adjusted for dead load deflections.
- Work this Sheet with Sheet Nos. 4, 5, & 6.

DESIGNED	S.CHELBIAN
CHECKED	J.GRAINAWI
DRAWN	S.CHELBIAN
CHECKED	J.GRAINAWI

Date: 5/15/2006

TOP OF SLAB ELEVATION LAYOUT
I-55 OVER E&E R.R.
FAI ROUTE 55-SEC. 2005-063 I
WILL COUNTY
STA. 609+29.37
STRUCTURE NO. 099-0018 (NB)
STRUCTURE NO. 099-0019 (SB)

