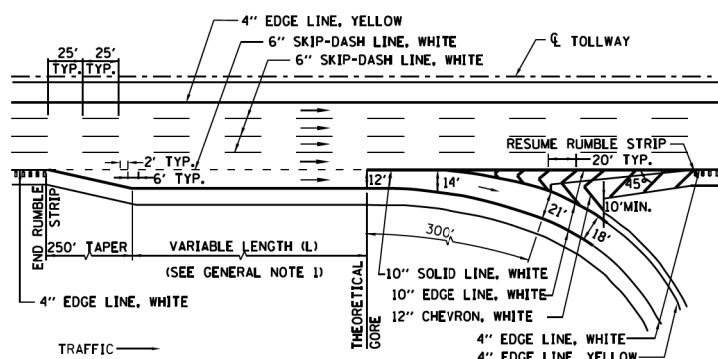
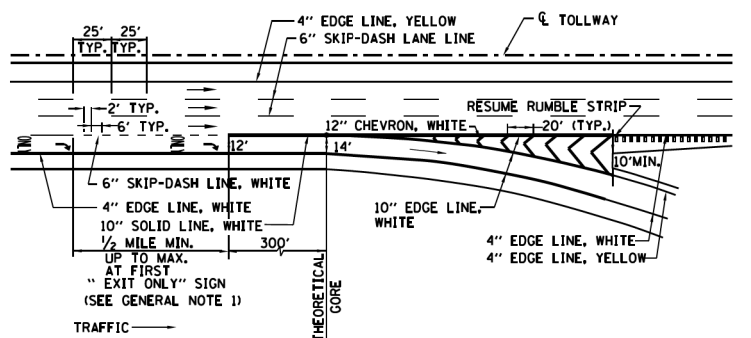


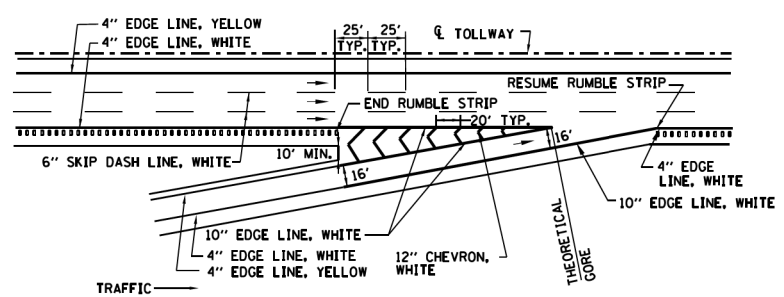
ENTRANCE - SINGLE LANE RAMP - PARALLEL TYPE



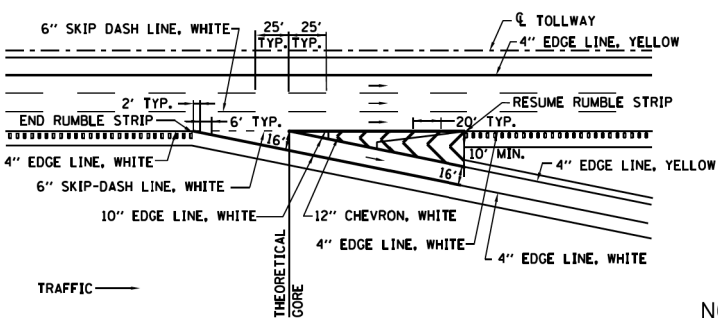
EXIT - SINGLE LANE RAMP - PARALLEL TYPE



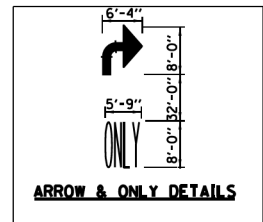
EXIT - SINGLE LANE RAMP - WITH AUXILIARY LANE



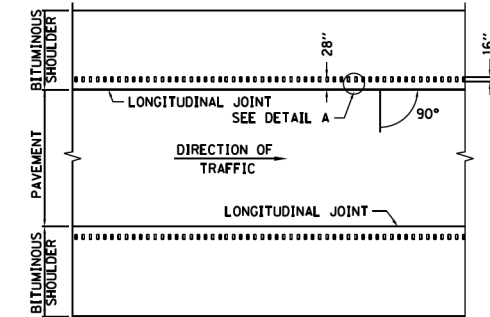
ENTRANCE - SINGLE LANE RAMP - TAPER TYPE



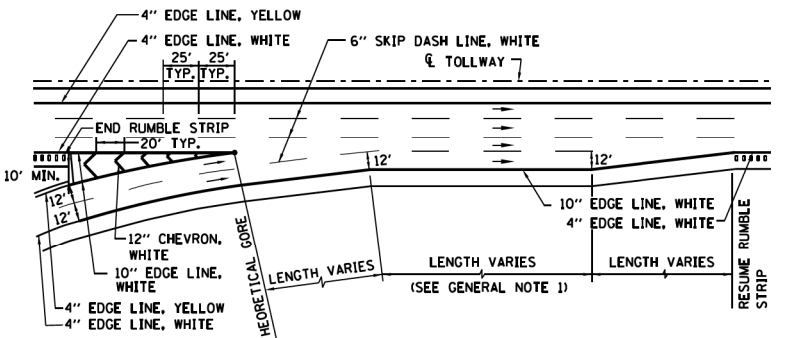
EXIT - SINGLE LANE RAMP - TAPER TYPE



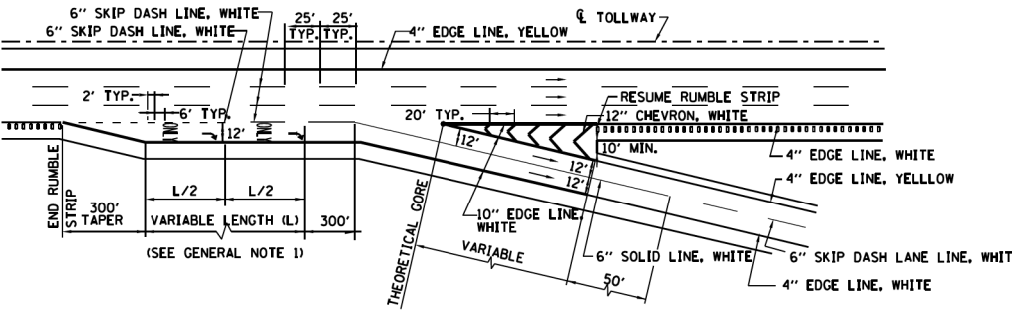
NOTE:
PAVEMENT MARKING LETTERS AND SYMBOLS- ONLY AND ARROW ARE TO BE TYPICALLY PLACED AT 1/2 MILE EXIT ONLY GUIDE SIGN, AT GORE EXIT GUIDE SIGN AND APPROXIMATELY HALFWAY BETWEEN THE TWO.



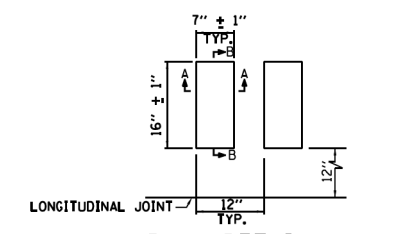
TYPICAL PLAN VIEW MAINLINE



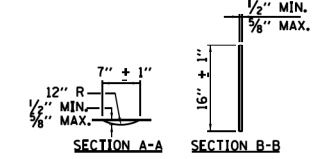
ENTRANCE - TWO LANE RAMP



EXIT - TWO LANE RAMP



PLAN DETAIL A



SHOULDER RUMBLE STRIP DETAILS

GENERAL NOTES:

1. RUMBLE STRIPS SHALL BE INSTALLED UP TO THE GORE WHEN AUXILIARY LANES, ACCELERATION LANES AND DECELERATION LANES, LENGTHS ARE GREATER THAN 1000 FT.
2. ROADWAY MARKING MATERIALS TO BE USED ON FINISHED CONCRETE SURFACE AND HOT-MIX ASPHALT SURFACE SHALL BE AS SHOWN ON THE PLANS.
3. ALL LANE LINES AND EDGE LINES SHALL BE GROOVED.
4. GORE STRIPING (CHEVRON) SHALL BE SURFACED APPLIED.
5. LETTERS AND SYMBOL MARKING SHALL BE SURFACED APPLIED.

APPROVED: *Paul Kovacs* CHIEF ENGINEER DATE 7-1-2009...



DATE	REVISIONS	PAVEMENT MARKING AND SHOULDER RUMBLE STRIP DETAILS
7-1-2009	ADDED LINE GROOVING NOTES	
		STANDARD D6-01

BOWMAN, BARRETT & ASSOCIATES INC. CONSULTING ENGINEERS Chicago, Illinois 312.228.0100 www.bbandainc.com

FILE NAME = \$FILES\$	USER NAME = default	DESIGNED -	REVISED -
		DRAWN -	REVISED -
		CHECKED - RGR	REVISED -
		DATE - 6/19/2012	REVISED -

STATE OF ILLINOIS DEPARTMENT OF TRANSPORTATION

TOLLWAY STANDARD DRAWING

SCALE: SHEET NO. N/A OF N/A SHEETS STA. TO STA.

F.A. RTE.	SECTION	COUNTY	TOTAL SHEETS	SHEET NO.
94	49-1-R-1	LAKE	677	652
CONTRACT NO. 60L77				
ILLINOIS FED. AID PROJECT				

S:\1101\95-CADD\60L77-IL-175\60L77-Sheets\1101\95-CADD\60L77-INT-151TH.dwg