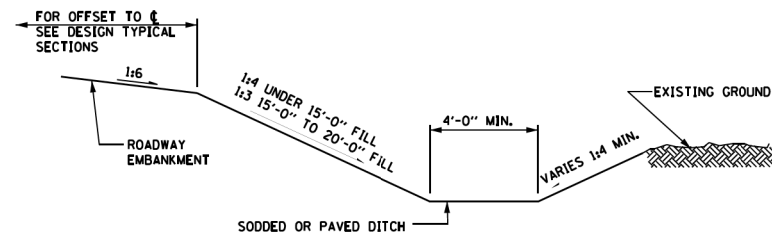
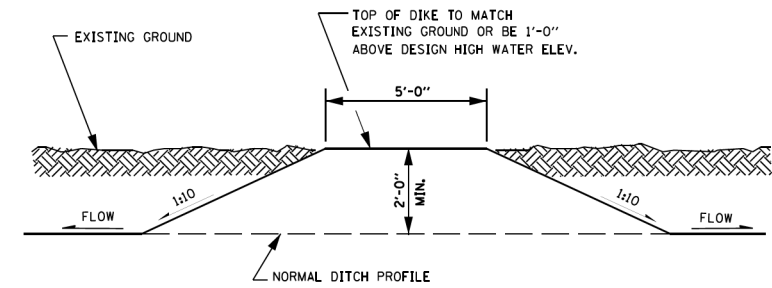


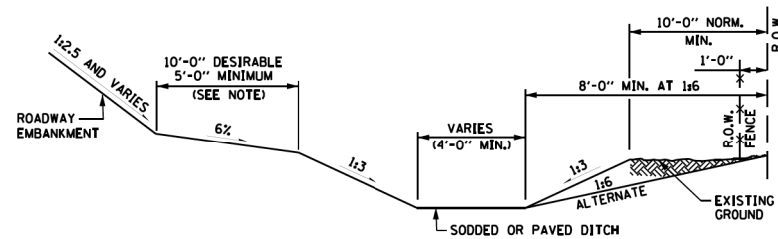
SODDED DITCH



**EMBANKMENT UNDER 20 FEET IN HEIGHT
TOE OF EMBANKMENT DITCHES**



SIDE DITCH DIKE



**EMBANKMENT
OVER 20 FEET IN HEIGHT**

NOTES FOR EMBANKMENT DITCHES:

1. WIDTH AND SLOPE MAY VARY DEPENDING ON SOIL CONDITION OR R.O.W. REQUIREMENTS.
2. THESE SECTIONS APPLY TO A DESIRABLE SECTION FOR NEW CONSTRUCTION. HOWEVER, THE WIDTH AND SLOPES MAY VARY DEPENDING ON SOIL CONDITIONS OR R.O.W. CONSTRAINTS.
3. ALL SLOPES ARE EXPRESSED AS UNITS OF VERTICAL DISPLACEMENT TO UNITS OF HORIZONTAL DISPLACEMENT (V:H).

Paul Kovacs
APPROVED..... CHIEF ENGINEER..... DATE 6-1-2009...

Illinois Tollway
Open Roads for a Faster Future

DATE	REVISIONS
6-1-2009	REVISED NOTES

DITCHES AND DITCH DIKE

STANDARD B4-01

BOWMAN, BARRETT & ASSOCIATES INC.
CONSULTING ENGINEERS
Chicago, Illinois
312.228.0100
www.bbandainc.com



FILE NAME = \$FILES\$	USER NAME = default	DESIGNED -	REVISED -
		DRAWN -	REVISED -
	PLOT SCALE = H=1"=10' V=1"=5'	CHECKED - RGR	REVISED -
	PLOT DATE = 6/18/2012	DATE - 6/19/2012	REVISED -

**STATE OF ILLINOIS
DEPARTMENT OF TRANSPORTATION**

TOLLWAY STANDARD DRAWING

SCALE: SHEET NO. N/A OF N/A SHEETS STA. TO STA.

F.A. RTE.	SECTION	COUNTY	TOTAL SHEETS	SHEET NO.
94	49-1-R-1	LAKE	677	617
CONTRACT NO. 60L77				
ILLINOIS FED. AID PROJECT				

S:\1101\95-CADD\60L77-IL-175\60L77-Sheets\0160L77-shs-15114a-desent1a.dgn