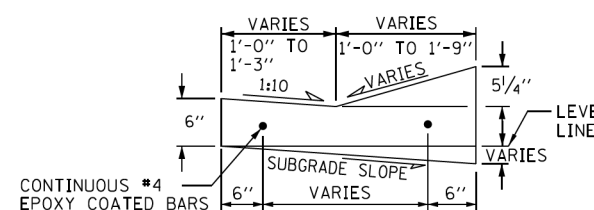
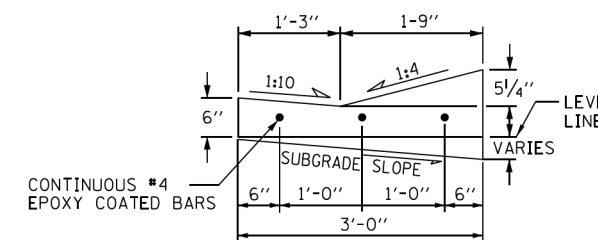


SECTION A-A

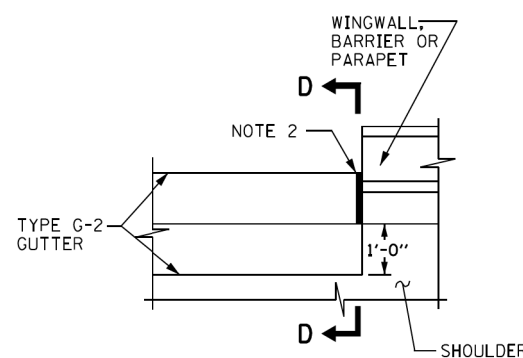


SECTION B-B

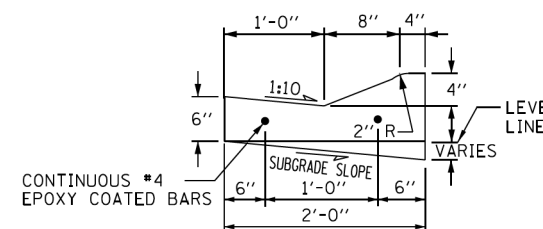


SECTION C-C
NORMAL TYPE G-3 GUTTER

TYPE G-3 GUTTER TRANSITION AT BRIDGE DEPARTURE



PLAN



SECTION D-D
NORMAL TYPE G-2 GUTTER

TYPE G-2 GUTTER AT BRIDGE DEPARTURE

NOTE:
SEE SHEET 1 OF THIS SERIES FOR NOTES.

SHEET 2 OF 2

Illinois Tollway
Open Roads for a Faster Future

TYPE G-2 AND G-3
GUTTER TRANSITIONS

STANDARD B2-04

Paul Kovacs
APPROVED..... CHIEF ENGINEER..... DATE 2-7-2012...

BOWMAN, BARRETT & ASSOCIATES INC.
CONSULTING ENGINEERS
Chicago, Illinois
312.228.0100
www.bbandainc.com



FILE NAME = \$FILES\$	USER NAME = default	DESIGNED -	REVISED -
		DRAWN -	REVISED -
	PLOT SCALE = H=1"=10' V=1"=5'	CHECKED - RGR	REVISED -
	PLOT DATE = 6/18/2012	DATE - 6/19/2012	REVISED -

STATE OF ILLINOIS
DEPARTMENT OF TRANSPORTATION

TOLLWAY STANDARD DRAWING

SCALE: SHEET NO. N/A OF N/A SHEETS STA. TO STA.

F.A. RTE.	SECTION	COUNTY	TOTAL SHEETS	SHEET NO.
94	49-1-R-1	LAKE	677	614
CONTRACT NO. 60L77				
ILLINOIS FED. AID PROJECT				

S:\1101\95\CADD\60L77 IL 175\60L77 Sheets\0160L77-INT-151TH.dgn