











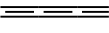

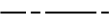
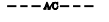










TOLLWAY LEGEND

-  EXISTING SINGLE ARM LIGHT POLE TO REMAIN
-  EXISTING DUAL ARM LIGHT POLE TO REMAIN
-  TEMPORARY WOOD POLE, 60 FT.
-  TEMPORARY WOOD POLE, 60 FT., 15FT. MAST ARM, WITH 400 WATT HPS LUMINAIRE, TYPE M-C-II, 480 V (PHASE TO PHASE) MOUNTING HEIGHT AS SPECIFIED.
-  EXISTING LIGHT POLE TO BE RELOCATED
-  EXISTING LIGHT POLE AND FOUNDATION TO BE REMOVED
-  EXISTING OUTDOOR ROADWAY LIGHTING CONSOLE
-  EXISTING HANDHOLE TO BE REMOVED
-  PROPOSED TOLLWAY HANDHOLE
-  RELOCATED SINGLE ARM LIGHT POLE
-  RELOCATED DUAL ARM LIGHT POLE
-  UNIT DUCT OR CONDUIT TAG, SEE CONDUIT AND CABLE SCHEDULE FOR DESCRIPTION
-  NEW UNIT DUCT OR CONDUIT IN CASING
-  EXISTING CONDUIT
-  NEW UNIT DUCT OR CONDUIT
-  TEMPORARY AERIAL CABLE, AS NOTED ON PLANS
-  EXISTING UNDERPASS LUMINAIRE
-  NEW UNDERPASS LUMINAIRE, 150W
-  REMOVE UNDERPASS LUMINAIRE
-  EXISTING JUNCTION BOX
-  NEW JUNCTION BOX, SIZE AND TYPE PER PLANS

TOLLWAY LIGHTING SCHEDULE OF QUANTITIES

CODE NO.	ITEM	UNIT	QUANTITY
81028390	UNDERGROUND CONDUIT, PVC, 4" DIA.	FOOT	80
81200270	CONDUIT EMBEDDED IN STRUCTURE, 4" DIA., PVC	FOOT	194
84400105	RELOCATE EXISTING LIGHTING UNIT	EACH	19
89502380	REMOVE EXISTING HANDHOLE	EACH	1
JS811032	CONDUIT ATTACHED TO STRUCTURE, 1" DIA. PVC COATED GALVANIZED STEEL	FOOT	244
JS813001	JUNCTION BOX, STAINLESS STEEL, EMBEDDED IN STRUCTURE, 20" X 12" X 8"	EACH	1
JS813022	JUNCTION BOX, STAINLESS STEEL, ATTACHED TO STRUCTURE, 6" X 6" X 4"	EACH	10
JS813073	JUNCTION BOX, STAINLESS STEEL, ATTACHED TO STRUCTURE, 16" X 14" X 6"	EACH	1
JS814001	HANDHOLE, TOLLWAY	EACH	1
JS816074	UNIT DUCT, WITH 2-1/C NO. 4 AND 1/C NO. 6 GROUND, 600V (XLP-TYPE USE), 2" DIA. CNC	FOOT	891
JS816078	UNIT DUCT, WITH 4-1/C NO. 4 AND 1/C NO. 6 GROUND, 600V (XLP-TYPE USE), 2" DIA. CNC	FOOT	2923
JS817211	ELECTRIC CABLE IN CONDUIT, 600V (XLP-TYPE USE) 1/C NO. 10	FOOT	1356
JS821002	UNDERPASS LUMINAIRE, 150 WATT, HIGH PRESSURE SODIUM VAPOR	EACH	10
JS836001	LIGHT POLE FOUNDATION (ROADWAY) STEEL HELIX (7 FT) OR CONCRETE	EACH	18
JS836005	LIGHT POLE FOUNDATION (ROADWAY) MEDIAN, TYPE 1	EACH	1
JS842080	REMOVAL OF EXISTING LIGHTING UNIT, SALVAGE	EACH	1
JS842100	REMOVAL OF UNDERPASS LUMINAIRE	EACH	6
JS842105	POLE FOUNDATION, REMOVED	EACH	20
JS846001	MAINTAIN LIGHTING SYSTEM	L SUM	1
X8140115	HANDHOLE TO BE ADJUSTED	EACH	2
	UNIT DUCT, WITH 4-1/C NO. 2 AND 1/C NO. 4 GROUND, 600V (XLP-TYPE USE), 2" DIA. CNC	FOOT	836

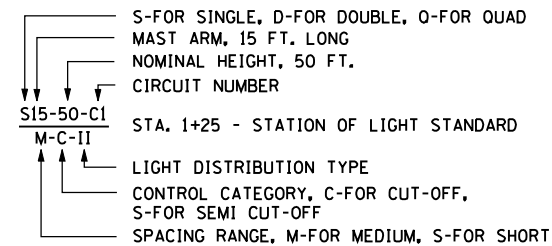
TOLLWAY CONDUIT TAGS:

- | TAG | DESCRIPTION |
|---|---|
|  | 2" DIA. UNIT DUCT WITH 4-1/C NO. 4, 1-1/C NO. 6 GND |
|  | 2" DIA. UNIT DUCT WITH 2-1/C NO. 4, 1-1/C NO. 6 GND |
|  | 2" DIA. UNIT DUCT WITH 4-1/C NO. 2, 1-1/C NO. 4 GND |

GENERAL NOTES:

- TOLLWAY LIGHTING WORK SHALL BE IN ACCORDANCE WITH THE IDOT STANDARD SPECIFICATIONS FOR ROAD AND BRIDGE CONSTRUCTION AND THE TOLLWAY SUPPLEMENTAL SPECIFICATIONS TO SAME.
- EXISTING LIGHTING UNITS TO BE RELOCATED ARE TO BE REINSTALLED ON A NEW FOUNDATION AND OPERATIONAL BY DUSK OF THE SAME WORKING DAY.

CALL-OUT LEGEND



s:\projects\2012\11-173 - bba\project\work\disciplines\electrical\sheet\lighting\30.dgn

EJM ENGINEERING, INC.
411 South Wells Street Suite 1000
Chicago, Illinois 60607

FILE NAME	USER NAME = rsonson	DESIGNED - RAS	REVISED -	STATE OF ILLINOIS DEPARTMENT OF TRANSPORTATION	TOLLWAY LIGHTING GENERAL NOTES AND LEGEND I-94 FROM ROSECRANS RD TO STATE LINE			F.A. RTE.	SECTION	COUNTY	TOTAL SHEETS	SHEET NO.
		DRAWN - BHH	REVISED -		94	49-1-R-1	LAKE	677	390			
		PLOT SCALE = NONE / IN.	CHECKED - MKR		REVISED -	CONTRACT NO. 60L77						
		PLOT DATE = 6/18/2012	DATE - 6/19/2012		REVISED -	SCALE: NONE	SHEET NO. 30 OF 53 SHEETS	STA.	TO STA.	ILLINOIS FED. AID PROJECT		