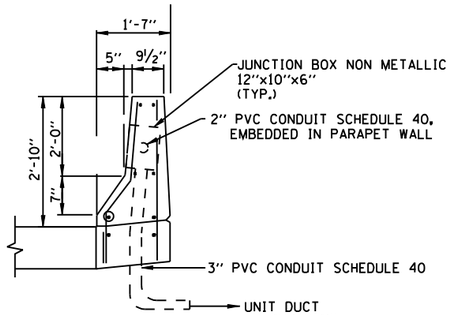

SECTION A-A

NOT TO SCALE

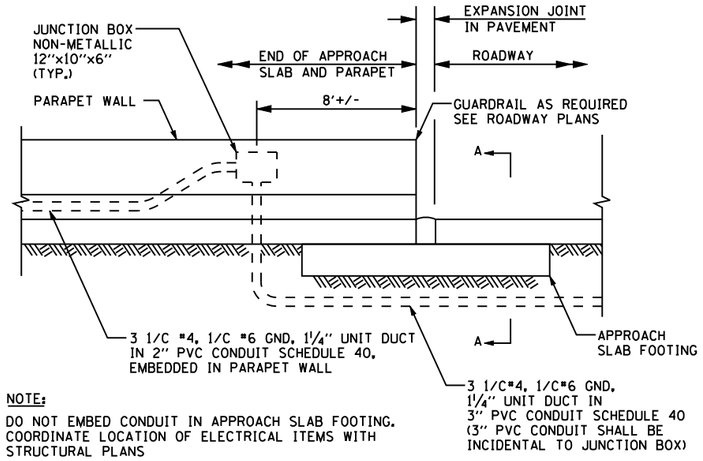

NOTE:

DO NOT EMBED CONDUIT IN APPROACH SLAB FOOTING. COORDINATE LOCATION OF ELECTRICAL ITEMS WITH STRUCTURAL PLANS

UNDERGROUND TO EMBEDDED CONDUIT TRANSITION

NOT TO SCALE

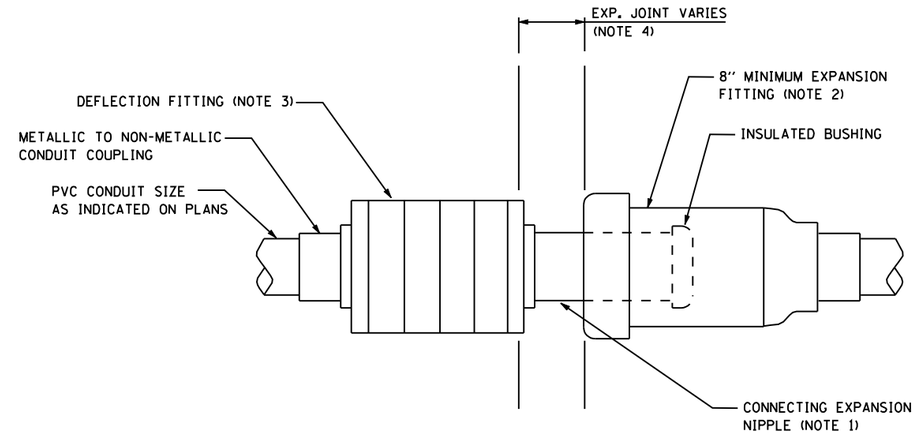

CONDUIT EXPANSION/DEFLECTING COUPLING

NOT TO SCALE

NOTES:

1. PROVIDE REQUIRED LENGTH OF CONNECTING EXPANSION NIPPLE. REFER TO STRUCTURAL DRAWINGS FOR THE EXPANSION JOINT CHARACTERISTICS.
2. THE BARREL OF THE FITTING SHALL BE FULLY EMBEDDED IN THE CONCRETE ON ONE SIDE OF THE EXPANSION JOINT.
3. A CAVITY OPENING, IF REQUIRED, SHALL BE 3" LARGER DIA. AND A MAX. DEPTH OF HALF OF THE DEFLECTION FITTING SHALL BE CENTERED IN THE OPENING AND EMBEDDED IN THE CONCRETE ONLY UP TO THE DEFLECTION FITTING CENTER.
4. REFER TO BRIDGE PLANS FOR EACH EXPANSION JOINT WIDTH, AND OTHER STRUCTURAL DETAILS.

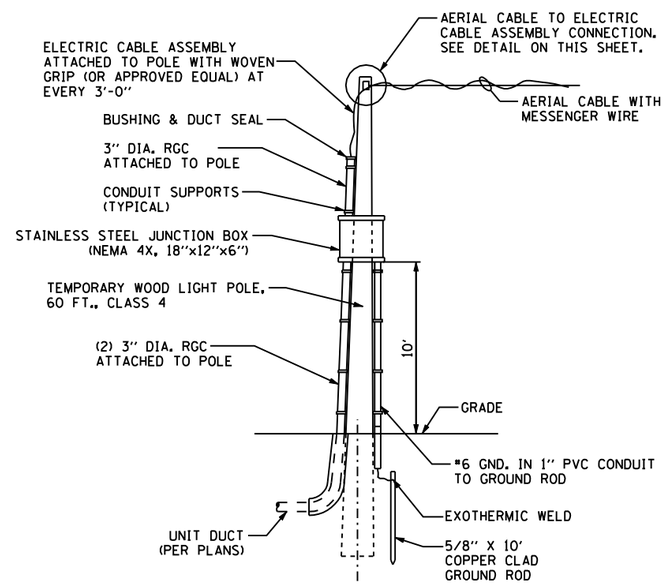

AERIAL CABLE TO UNDERGROUND DUCT TRANSITION DETAIL

NOT TO SCALE

NOTES:

1. ALL CONDUIT AND BOXES ATTACHED TO THE WOOD POLE ARE INCLUDED IN THE COST OF THE WOOD POLE.

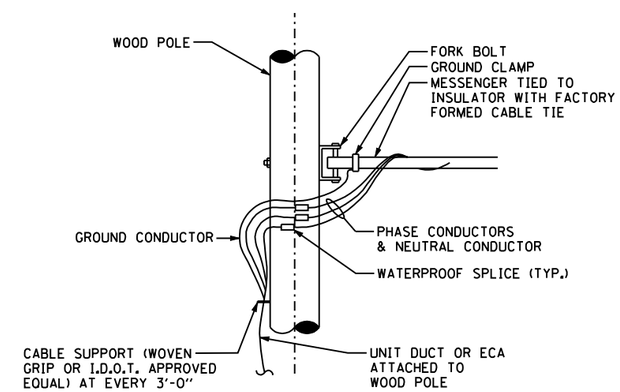

AERIAL CABLE TO ELECTRIC CABLE ASSEMBLY CONNECTION DETAIL

NOT TO SCALE

NOTES:

1. COST OF SPLICES AND MOUNTING HARDWARE SHALL BE INCLUDED IN THE UNIT PRICE FOR AERIAL CABLE.
2. THE COST OF THE GROUND ROD AND GROUND WIRES SHALL BE INCLUDED IN THE COST OF THE WOOD LIGHTING POLE.

EJM ENGINEERING, INC.
411 South Wells Street Suite 1000
Chicago, Illinois 60607