

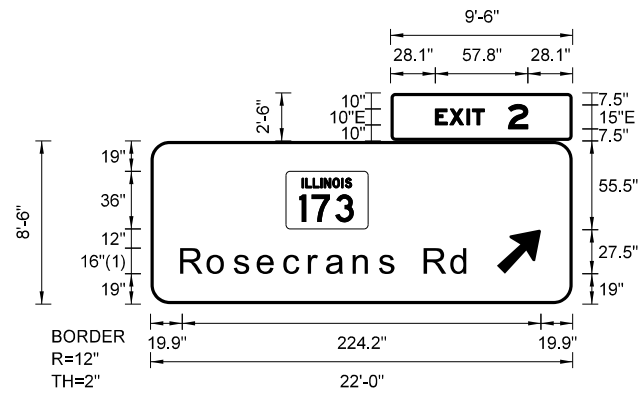
SIGN NUMBER	NB-I94-CL-01
WIDTH x HGHT.	17'-6" x 10'-0"
BORDER WIDTH	2"
CORNER RADIUS	12"
MOUNTING	Overhead
BACKGROUND	TYPE: Reflective COLOR: Green
LEGEND/BORDER	TYPE: Reflective COLOR: White

SYMBOL	ROT	X	Y	WID	HT
M1-I100A	0	79.3	67.6	51.4	36

NOTE: Letter locations are panel edge to lower left corner

LETTER POSITIONS (X) IN INCHES													LENGTH	SERIES/SIZE				
E	X	I	T	2												E 2000		
28.1	37	47.7	51.2	73.7												57.8	10, 15	
R	o	s	e	c	r	a	n	s		R	d						ClearviewHwy-5-W	
14.6	31.4	47.9	62.6	79.2	94.7	105.8	122.8	138.7	148.9	167	183.7					180.7	16/13	
1	M	I	L	E													E 2000	
78.7	98.2	110.2	114.6	123.8													52.6	15, 10

SIGN NO. NB-I94-CL-01



SIGN NUMBER	NB-I94-TR-03
WIDTH x HGHT.	22'-0" x 8'-6"
BORDER WIDTH	2"
CORNER RADIUS	12"
MOUNTING	Overhead
BACKGROUND	TYPE: Reflective COLOR: Green
LEGEND/BORDER	TYPE: Reflective COLOR: White

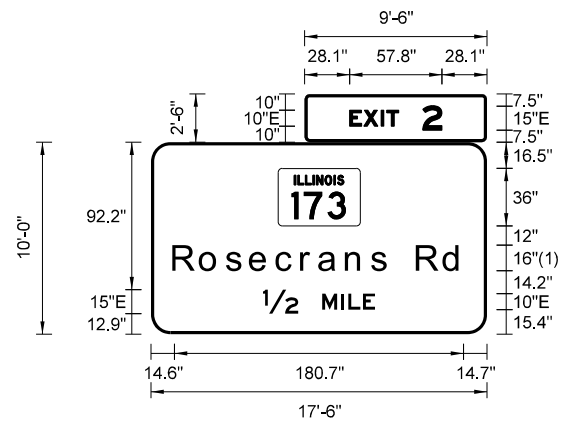
SYMBOL	ROT	X	Y	WID	HT
M1-I100A-3-42-20D		84.5	47	51.4	36
AR_Type A	315	216.6	19	22.2	34.9

NOTE: Letter locations are panel edge to lower left corner

FONT:  
(1) ClearviewHwy-5-W

LETTER POSITIONS (X) IN INCHES													LENGTH	SERIES/SIZE				
E	X	I	T	2													E 2000	
28.1	37	47.7	51.2	73.7													57.7	10, 15
R	o	s	e	c	r	a	n	s		R	d							ClearviewHwy-5-W
19.9	36.7	53.2	67.9	84.5	100	111	128	143.9	154.2	172.3	189						180.7	16/13

SIGN NO. NB-I94-TR-03 STA. 3979+00



SIGN NUMBER	NB-I94-CL-02
WIDTH x HGHT.	17'-6" x 10'-0"
BORDER WIDTH	2"
CORNER RADIUS	12"
MOUNTING	Overhead
BACKGROUND	TYPE: Reflective COLOR: Green
LEGEND/BORDER	TYPE: Reflective COLOR: White

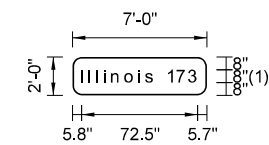
SYMBOL	ROT	X	Y	WID	HT
M1-I100A	0	79.3	67.6	51.4	36

NOTE: Letter locations are panel edge to lower left corner

FONT:  
(1) ClearviewHwy-5-W

LETTER POSITIONS (X) IN INCHES													LENGTH	SERIES/SIZE					
E	X	I	T	2													E 2000		
28.1	37	47.7	51.2	73.7													57.8	10, 15	
R	o	s	e	c	r	a	n	s		R	d							ClearviewHwy-5-W	
14.6	31.4	47.9	62.6	79.2	94.7	105.8	122.8	138.7	148.9	167	183.7						180.7	16/13	
1/2	M	I	L	E														E 2000	
70	106.9	118.9	123.3	132.5														70.1	15, 10

SIGN NO. NB-I94-CL-02



SIGN NUMBER	SB-I94-WP-04
WIDTH x HGHT.	7'-0" x 2'-0"
BORDER WIDTH	1"
CORNER RADIUS	6"
MOUNTING	Overhead
BACKGROUND	TYPE: Reflective COLOR: Green
LEGEND/BORDER	TYPE: Reflective COLOR: White

FONT:  
(1) ClearviewHwy-5-W

NOTE: Letter locations are panel edge to lower left corner

LETTER POSITIONS (X) IN INCHES													LENGTH	SERIES/SIZE					
I	I	I	i	n	o	i	s		1	7	3							ClearviewHwy-5-W	
5.8	10.4	15.4	20.2	24.9	33.2	41.9	46	51.1	59.4	65.4	72.7							72.5	8/6.5

SIGN NO. SB-I94-WP-04 STA. 3994+28

BOWMAN, BARRETT & ASSOCIATES INC.  
CONSULTING ENGINEERS  
Chicago, Illinois  
312.228.0100  
www.bbandainc.com



FILE NAME = \$FILES\$	USER NAME = default	DESIGNED - MAB	REVISED -
		DRAWN - MAB	REVISED -
	PLOT SCALE = Ht1=10' Wt1=5'	CHECKED - RGR	REVISED -
	PLOT DATE = 6/20/2012	DATE - 6/19/2012	REVISED -

STATE OF ILLINOIS  
DEPARTMENT OF TRANSPORTATION

SIGN PANEL DETAILS

SCALE: SHEET NO. 1 OF 8 SHEETS STA. N/A TO STA. N/A

F.A. RTE.	SECTION	COUNTY	TOTAL SHEETS	SHEET NO.
94	49-1-R-1	LAKE	677	283
CONTRACT NO. 60L77				
ILLINOIS FED. AID PROJECT				

S:\1101\95-CADD\60L77\_IL\_173\60L77\_Sheets\0160L77-INT-sign-detail.dwg