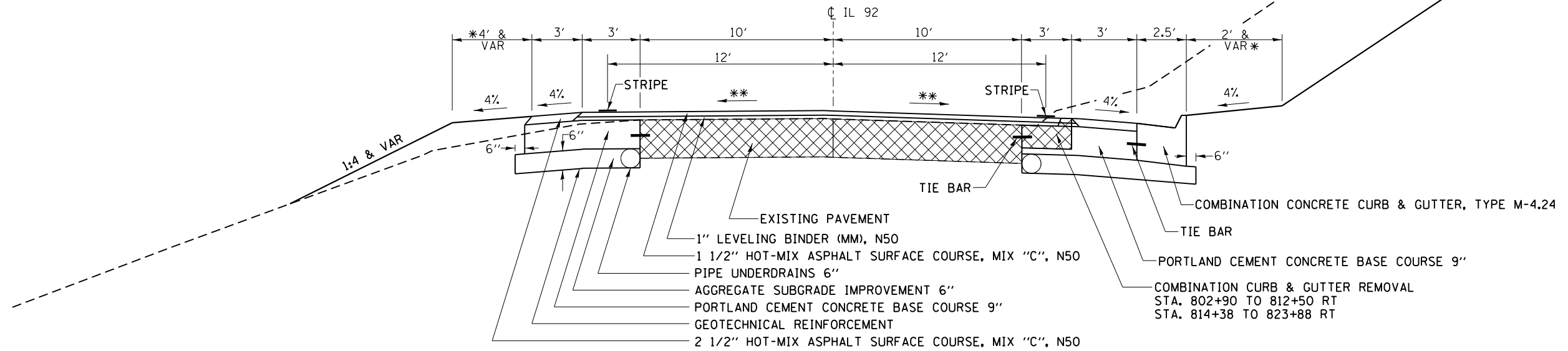


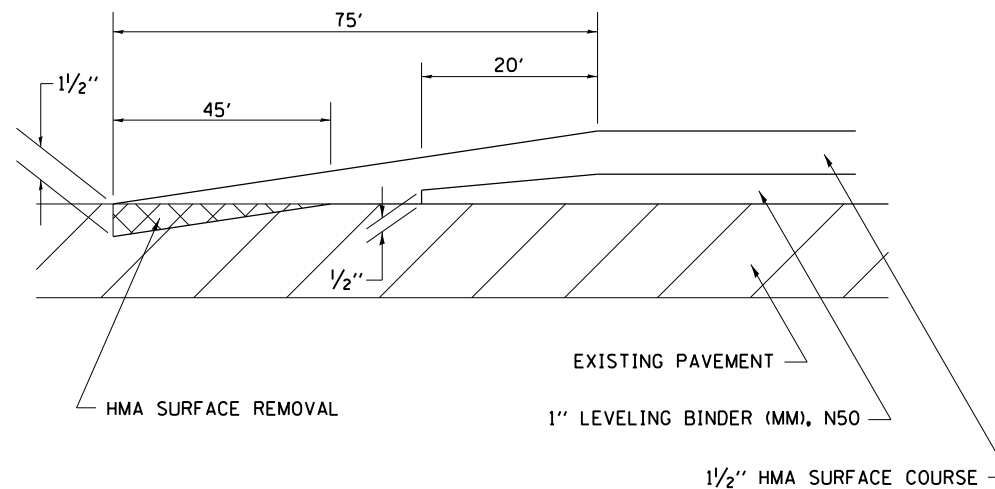
# TYPICAL SECTIONS

STA. 814+26 TO 824+09 RT



STA. 802+15 TO 802+90  
 STA. 950+70 TO 951+45  
 STA. 952+43 TO 953+18  
 STA. 994+89 TO 995+64  
 STA. 997+03 TO 997+78  
 STA. 1017+84 TO 1018+59

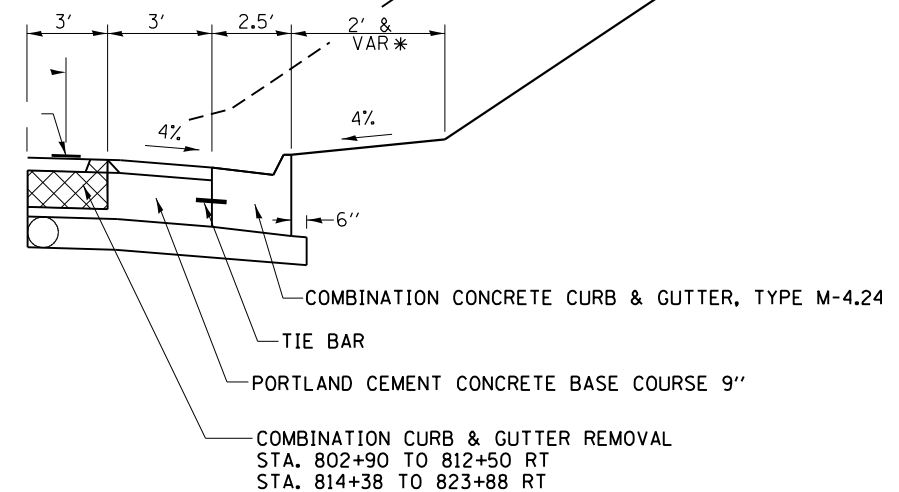
TYPICAL TAPER



\*\* MAINTAIN EXISTING CROSS SLOPES  
 (1/8" / FT MIN.)

HMA APPLICATION RATE  
 112 LB/SY/IN

STA. 814+26 TO 824+09 RT



COMBINATION CONCRETE CURB & GUTTER, TYPE M-4.24  
 TIE BAR  
 PORTLAND CEMENT CONCRETE BASE COURSE 9"  
 COMBINATION CURB & GUTTER REMOVAL  
 STA. 802+90 TO 812+50 RT  
 STA. 814+38 TO 823+88 RT

FILE NAME =	USER NAME = grantpm	DESIGNED -	REVISED -
et:\pwork\pwork\grantpm\d0261271\0207	11-sh1-typ.dgn	DRAWN -	REVISED -
Default	PLOT SCALE = 100.0000' / in.	CHECKED -	REVISED -
	PLOT DATE = Wed Mar 20 13:58:53 2013	DATE -	REVISED -

STATE OF ILLINOIS  
 DEPARTMENT OF TRANSPORTATION

TYPICAL SECTIONS

SCALE: \_\_\_\_\_ SHEET \_\_\_\_\_ OF \_\_\_\_\_ SHEETS STA. \_\_\_\_\_ TO STA. \_\_\_\_\_

F.A.P. RTE.	SECTION	COUNTY	TOTAL SHEETS	SHEET NO.
599	183MET & 103MET	ROCK ISLAND	340	14
CONTRACT NO. 64H11			ILLINOIS FED. AID PROJECT	