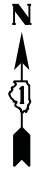
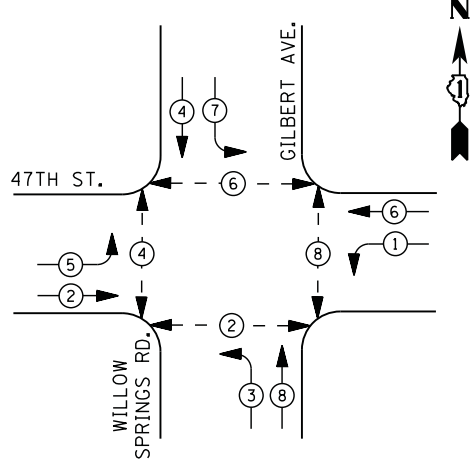


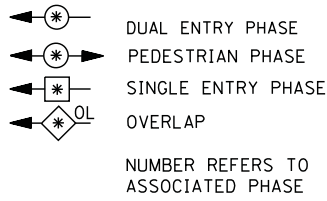


FILE NAME = M:\p\1481\2103 PTB 168-011 SINGH.IDOT VAR-VAR\14-001 Central.Cook Co.LED4\Design\CAD\Sheet Files\13890_CAB_C006.dgn

CONTROLLER SEQUENCE

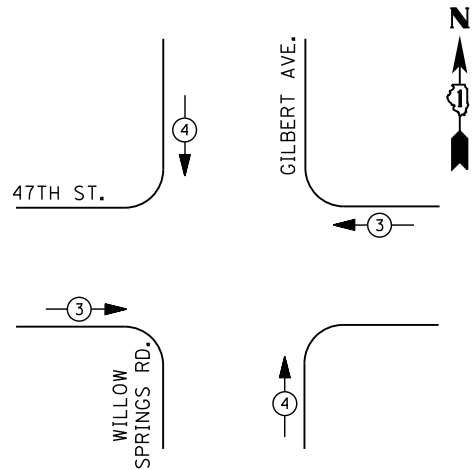


LEGEND



- ① REPLACE 10 FT. PAINTED POST. RE-USE EXISTING TYPE A CONCRETE FOUNDATION.
- ② REPLACE 14 FT. PAINTED POST. RE-USE EXISTING TYPE A CONCRETE FOUNDATION.
- ③ REPLACE 15 FT. PAINTED POST. RE-USE EXISTING TYPE A CONCRETE FOUNDATION.
- ④ REPLACE 16 FT. PAINTED POST. RE-USE EXISTING TYPE A CONCRETE FOUNDATION.
- ⑤ REPLACE 18 FT. PAINTED POST. RE-USE EXISTING TYPE A CONCRETE FOUNDATION.

PHASE DESIGNATION DIAGRAM



EMERGENCY VEHICLE PREEMPTION SEQUENCE

EMERGENCY VEHICLE PREEMPTORS		
EMERGENCY VEHICLE PREEMPTOR	3	4
MOVEMENT	←	↑

I. D. O. T. TRAFFIC SIGNAL INSTALLATION ELECTRICAL SERVICE REQUIREMENTS

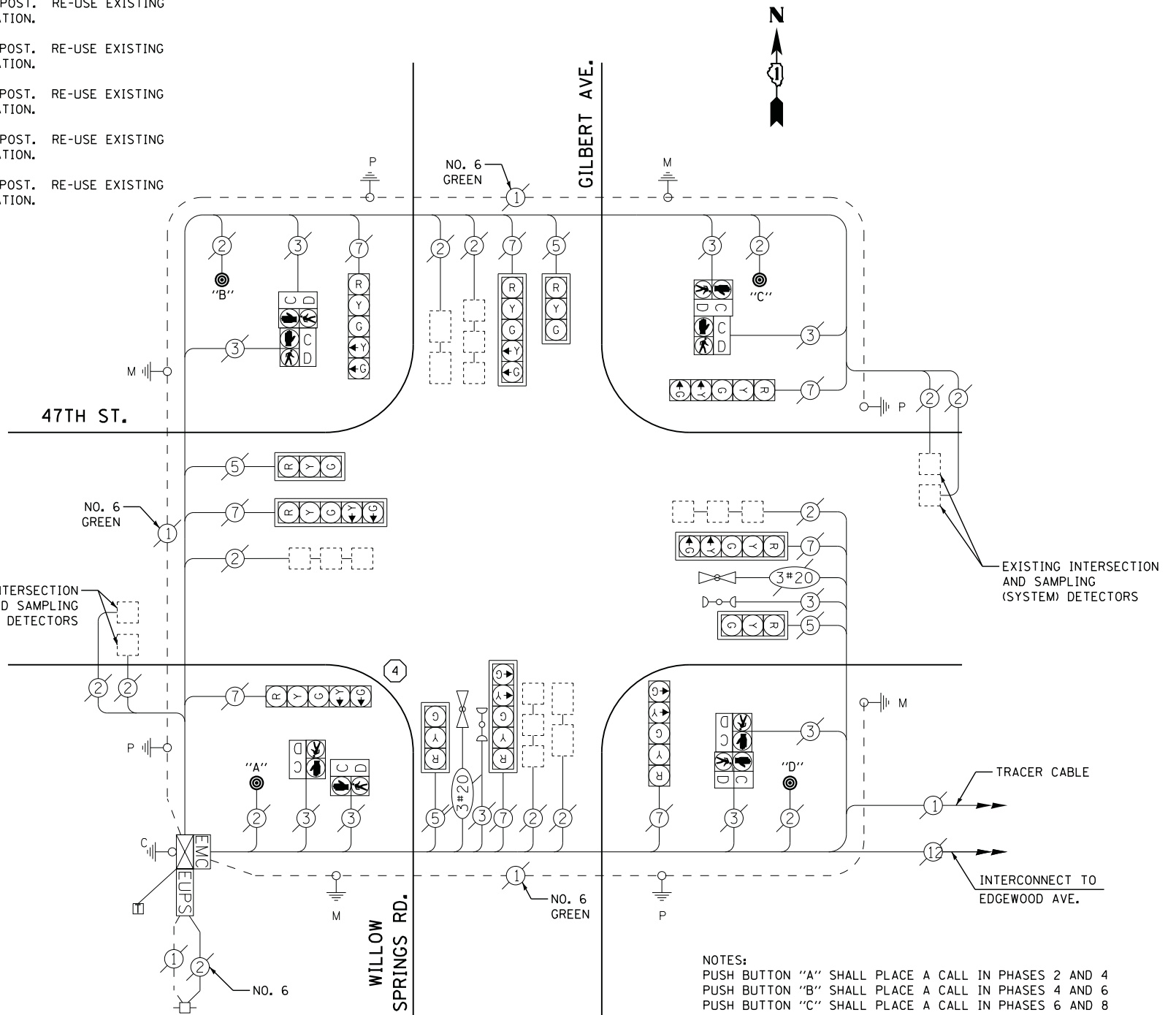
TYPE	NO. LAMPS	WATTAGE		% OPERATIONS	TOTAL WATTAGE
		INCAND.	LED		
SIGNAL (RED)	12	135	17	0.50	102
(YELLOW)	12	135	25	0.25	75
(GREEN)	12	135	15	0.25	45
ARROW	16	135	12	0.10	20
PED. SIGNAL	8	90	25	1.00	200
CONTROLLER	1	100	100	1.00	100
ILLUM. SIGN		252	25	0.05	
VIDEO SYSTEM		150	-	1.00	
FLASHER LED					
TOTAL =					542

ENERGY COSTS- BILLED TO: IDOT DISTRICT 1
 201 WEST CENTER COURT
 SCHAUMBURG, IL 60196-1096
 CONTACT ILYAS MOHIUDDIN
 PHONE 708-235-2692
 COMMONWEALTH EDISON

SCHEDULE OF QUANTITIES

QUANTITY	UNIT	ITEM
1	EACH	MAINTENANCE OF EXISTING TRAFFIC SIGNAL INSTALLATION
1	EACH	TRAFFIC SIGNAL POST, GALVANIZED STEEL 16 FT.
1	EACH	RELOCATE EXISTING SIGNAL HEAD
1	EACH	REMOVE EXISTING TRAFFIC SIGNAL EQUIPMENT
1	EACH	REMOVE AND REPLACE ANCHOR BOLTS
4	EACH	PEDESTRIAN PUSH-BUTTON, NON-LATCHING

EXISTING INTERSECTION AND SAMPLING (SYSTEM) DETECTORS



CABLE PLAN

NOTES:
 PUSH BUTTON "A" SHALL PLACE A CALL IN PHASES 2 AND 4
 PUSH BUTTON "B" SHALL PLACE A CALL IN PHASES 4 AND 6
 PUSH BUTTON "C" SHALL PLACE A CALL IN PHASES 6 AND 8
 PUSH BUTTON "D" SHALL PLACE A CALL IN PHASES 2 AND 8

REMOVAL OF EXISTING TRAFFIC SIGNAL EQUIPMENT

THE FOLLOWING ITEMS SHALL BE REMOVED BY THE CONTRACTOR AND SHALL BE DISPOSED OF BY THEM OUTSIDE THE RIGHT-OF-WAY AT THEIR EXPENSE. THE SALVAGE VALUE OF THE REMOVED EQUIPMENT SHALL BE REFLECTED IN THE CONTRACT BID PRICE.

- 4 EACH PEDESTRIAN PUSH-BUTTON
- 1 EACH SIGNAL POST

TS #13890
LA GRANGE

USER NAME = .USERNAME.	DESIGNED - DW	REVISED -
	DRAWN - CC	REVISED -
PLOT SCALE = 20.000' / in.	CHECKED - KMM	REVISED -
PLOT DATE = 5/13/2014	DATE -	REVISED -

**STATE OF ILLINOIS
DEPARTMENT OF TRANSPORTATION**

**47TH STREET AT WILLOW SPRINGS ROAD
SCHEDULE OF QUANTITIES, CABLE PLAN, PHASE DESIGNATION DIAGRAM
AND EMERGENCY VEHICLE PREEMPTION SEQUENCE**

SCALE: N.T.S. SHEET NO. OF SHEETS STA. TO STA.

F.A. RTE.	SECTION	COUNTY	TOTAL SHEETS	SHEET NO.
	2014-019TS	COOK	90	69
ILLINOIS			CONTRACT NO. 60Y05	