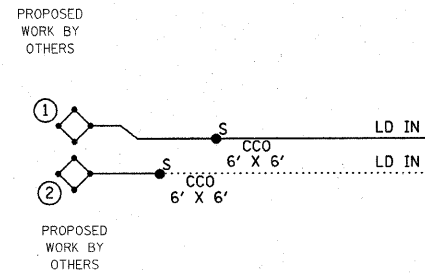
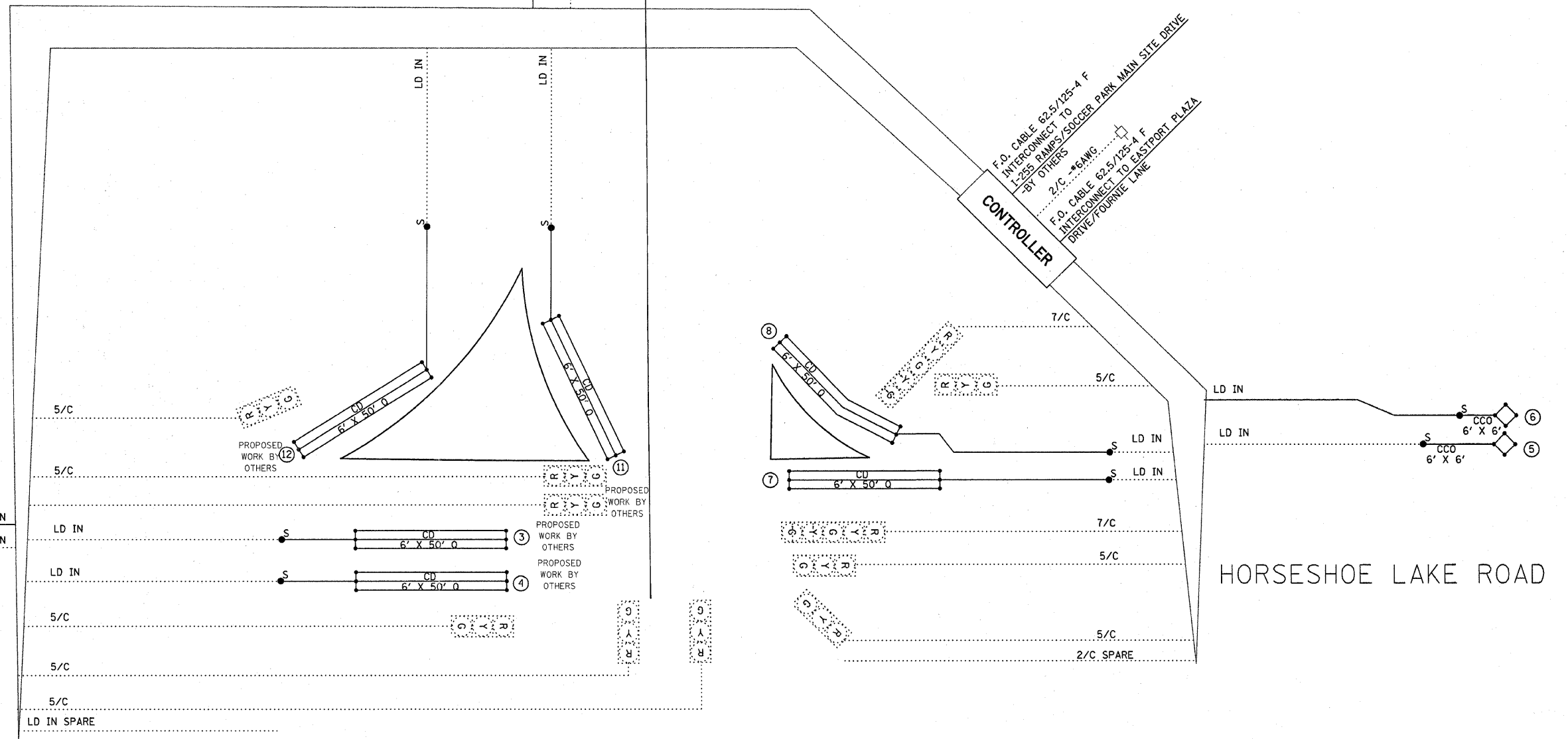
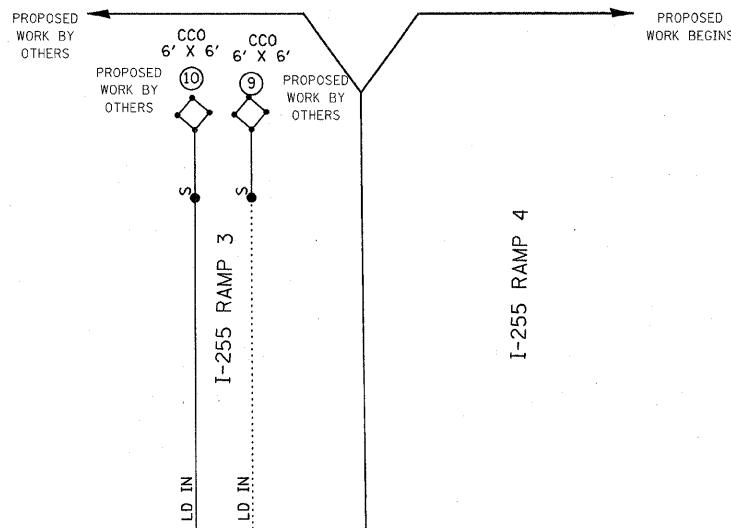


CABLE DIAGRAM LEGEND

- ELECTRIC CABLE IN CONDUIT
- - - EXISTING ELECTRIC CABLE IN CONDUIT
- S CABLE SPLICE (SEE GENERAL NOTES)
- 2/C INDICATES NUMBER OF CONDUCTORS IN CABLE
- LD IN ELECTRIC CABLE LEAD-IN, 1 PAIR
- CD CALL DELAY
- CCO CALL CARRY OVER (SEE GENERAL NOTES)
- SERVICE INSTALLATION
- *6 INDICATES AMERICAN WIRE GAUGE (AWG) SIZE 6 CONDUCTORS



FILE NAME =	USER NAME = keplerc1	DESIGNED -	REVISED -	STATE OF ILLINOIS DEPARTMENT OF TRANSPORTATION	I-255 RAMPS 3 & 4 CABLE DIAGRAM	F.A.U. RTE.	SECTION	COUNTY	TOTAL SHEETS	SHEET NO.	
ca:\projects\view\ed09707\electrical\tp109707e.dgn		DRAWN -	REVISED -			9111	73-15TS	MADISON	64	42	
PLOT SCALE = 28.0000' / IN.		CHECKED -	REVISED -			CONTRACT NO. 76B22					
PLOT DATE = 3/17/2008		DATE -	REVISED -			FED. ROAD DIST. NO. ILLINOIS FED. AID PROJECT					
						SCALE: _____	SHEET NO. 8 OF 9 SHEETS	STA. _____ TO STA. _____			